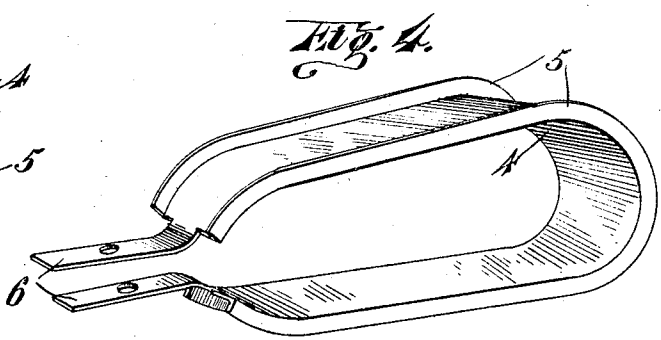
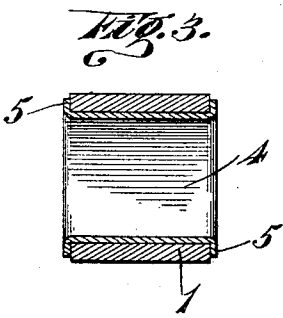
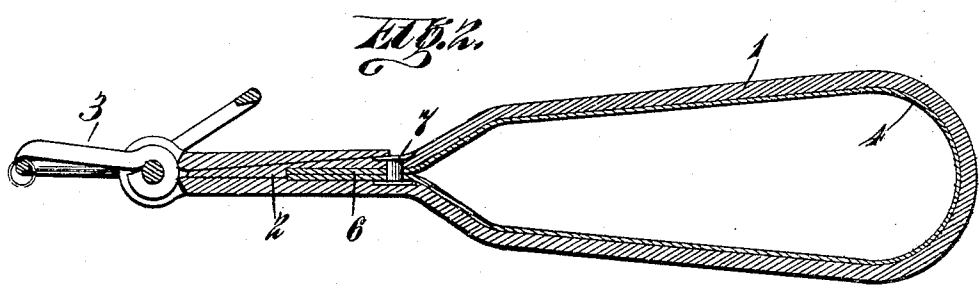



No. 792,171.

PATENTED JUNE 13, 1905.

H. W. SCHLIEPER.  
HARNESS LOOP.

APPLICATION FILED JAN. 12, 1905.



Witnesses  
*Eugene M. Slincy*  
*C. H. Griebauer*

Inventor  
*Harry W. Schlieper*,  
By *A. B. Wilson*  
Attorney

# UNITED STATES PATENT OFFICE.

HARRY W. SCHLIEPER, OF IDAGROVE, IOWA, ASSIGNOR OF ONE-HALF TO  
THOMAS A. ANDERSON, OF IDAGROVE, IOWA.

## HARNESS-LOOP.

SPECIFICATION forming part of Letters Patent No. 792,171, dated June 13, 1905.

Application filed January 12, 1905. Serial No. 240,821.

*To all whom it may concern:*

Be it known that I, HARRY W. SCHLIEPER, a citizen of the United States, residing at Idagrove, in the county of Ida and State of Iowa, have invented certain new and useful Improvements in Harness-Loops; and I do declare the following to be a full, clear, and exact description of the invention, such as will enable others skilled in the art to which it appertains to make and use the same.

This invention relates to improvements in harness-loops, and more particularly to the loops used on the ends of the hip-straps or breeching of double harness.

The object of the invention is to provide a loop of this character having a metallic lining which will protect the leather portions of the loop against wear.

A further object is to provide means whereby the metallic lining will be held in place and prevented from slipping out of the leather portion of the loop.

With these and other objects in view the invention consists of certain novel features of construction, combination, and arrangement of parts, as will be hereinafter described and claimed.

In the accompanying drawings, Figure 1 is a perspective view of a harness-loop constructed in accordance with the invention. Fig. 2 is a longitudinal vertical sectional view. Fig. 3 is a cross-sectional view, and Fig. 4 is a perspective view, of the metallic lining removed from the loop.

In the embodiment of the invention I provide a loop consisting of an outer portion 1, formed of leather or other suitable material, one end of which is folded upon itself, as at 2, and under said folded end is inserted the opposite end of the loop. Said ends are then stitched or otherwise fastened together. In this folded end of the strap is arranged a buckle 3 or other suitable fastening device.

Within the loop 1 is arranged a metallic lining 4, which may be cast or formed of sheet metal. The lining 4 is provided upon its edges with outwardly-turned flanges 5, which are adapted to engage the edges of the leather portion of the loop, thereby preventing the lining from slipping laterally in the loop and securely holding the lower portion of the same in place. On the upper ends of the lin-

ing 4 is formed upwardly-projecting apertured tongues 6, which are engaged with and lie between the folded upper end of the outer portion of the loop, said tongues being secured to one side of a loop by means of a rivet 7. This rivet is passed through the outer side of the loop and through the tongues and is headed against the outer side of the latter between the same and the inner side of the loop. By so arranging the rivet 7 the headed or offset end of the same is covered, so that the side of the loop coming next to the body of the horse will be entirely free from projections or roughness of any kind which might chafe or irritate the horse.

A harness-loop constructed and arranged as herein shown and described will be found to possess many advantages over the common form of trace-supporting loops, the construction of the same being also simple, strong, and durable.

From the foregoing description, taken in connection with the accompanying drawings, the construction and operation of the invention will be readily understood without requiring a more extended explanation.

Various changes in the form, proportion, and the minor details of construction may be resorted to without departing from the principle or sacrificing any of the advantages of this invention.

Having thus described my invention, what I claim as new, and desire to secure by Letters Patent, is—

A harness-loop consisting of a metallic lining bent into the form of a loop and provided with right-angular edge flanges and perforated tongues, a leather strap surrounding the metal lining and riveted to the tongues, the end of the strap being doubled upon itself to form a loop for a buckle, and said end of the strap being connected to the body of the strap by stitches at opposite sides of the tongues, substantially as described.

In testimony whereof I have hereunto set my hand in presence of two subscribing witnesses.

HARRY W. SCHLIEPER.

Witnesses:

JOHN HINK,  
GEO. HINK.