



US00D786820S

(12) **United States Design Patent**
Michielan

(10) **Patent No.:** **US D786,820 S**

(45) **Date of Patent:** **** May 16, 2017**

- (54) **ENTRYPHONE**
- (71) Applicant: **BPT SPA**, Sesto Al Reghena (PN) (IT)
- (72) Inventor: **Gianni Michielan**, Sesto Al Reghena (IT)
- (73) Assignee: **BPT SPA**, Sesto Al Reghena (PN) (IT)
- (**) Term: **15 Years**
- (21) Appl. No.: **29/546,601**
- (22) Filed: **Nov. 24, 2015**

D384,066	S	*	9/1997	Crafoord	D14/151
D408,817	S	*	4/1999	Ishibashi	D14/149
D494,955	S	*	8/2004	Guerrera	D14/148
D495,313	S	*	8/2004	Guerrera	D14/148
D569,820	S	*	5/2008	Rinaldi	D14/130
D624,522	S	*	9/2010	Takahata	D14/159
D624,523	S	*	9/2010	Takahata	D14/159
D675,592	S	*	2/2013	Fuxen	D14/151
D686,184	S	*	7/2013	Takahata	D14/151
D694,733	S	*	12/2013	Rodriguez	D14/142
D752,011	S	*	3/2016	Takahata	D14/142
D752,012	S	*	3/2016	Takahata	D14/142
D752,540	S	*	3/2016	Michielan	D14/142

* cited by examiner

Primary Examiner — Susan Bennett Hattan
Assistant Examiner — Leanne Was-Englehart
 (74) *Attorney, Agent, or Firm* — Merchant & Gould P.C.

Related U.S. Application Data

- (62) Division of application No. 29/472,014, filed on Nov. 7, 2013, now Pat. No. Des. 752,540.

Foreign Application Priority Data

May 7, 2013 (EM) 002233445-0001
 May 7, 2013 (EM) 002233445-0002

- (51) **LOC (10) Cl.** **14-03**
- (52) **U.S. Cl.**
USPC **D14/142**

- (58) **Field of Classification Search**
USPC D14/137, 140, 142, 149-151, 159, 240;
379/419, 440, 434-436, 454, 455;
455/566, 575.1
CPC H04M 11/00; H04M 11/0025
See application file for complete search history.

References Cited

U.S. PATENT DOCUMENTS

D300,824	S	*	4/1989	Okuda	D14/151
D303,386	S	*	9/1989	Iino	D14/142
D332,450	S	*	1/1993	Kolinen	D14/142
D378,588	S	*	3/1997	Tanaka	D14/150

(57) **CLAIM**

The ornamental design for an entryphone, as shown and described.

DESCRIPTION

FIG. 1 is a perspective view of an entryphone showing my new design;
 FIG. 2 is a front view of the entryphone shown in FIG. 1;
 FIG. 3 is a rear view of the entryphone shown in FIG. 1;
 FIG. 4 is a left side view of the entryphone shown in FIG. 1;
 FIG. 5 is a right side view of the entryphone shown in FIG. 1;
 FIG. 6 is a top view of the entryphone shown in FIG. 1; and,
 FIG. 7 is a bottom view of the entryphone shown in FIG. 1.
 The dash-dash-dash broken lines depict portions of the entryphone that form no part of the claimed design.
 The dot-dash-dot broken lines depict boundary portions of the entryphone that form no part of the claimed design.

1 Claim, 5 Drawing Sheets

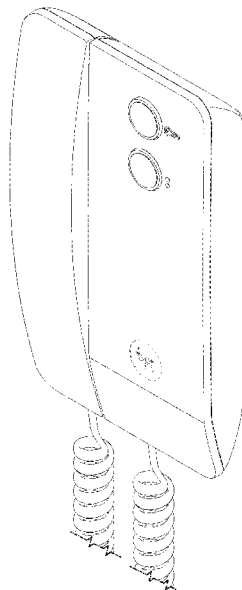


FIG. 1

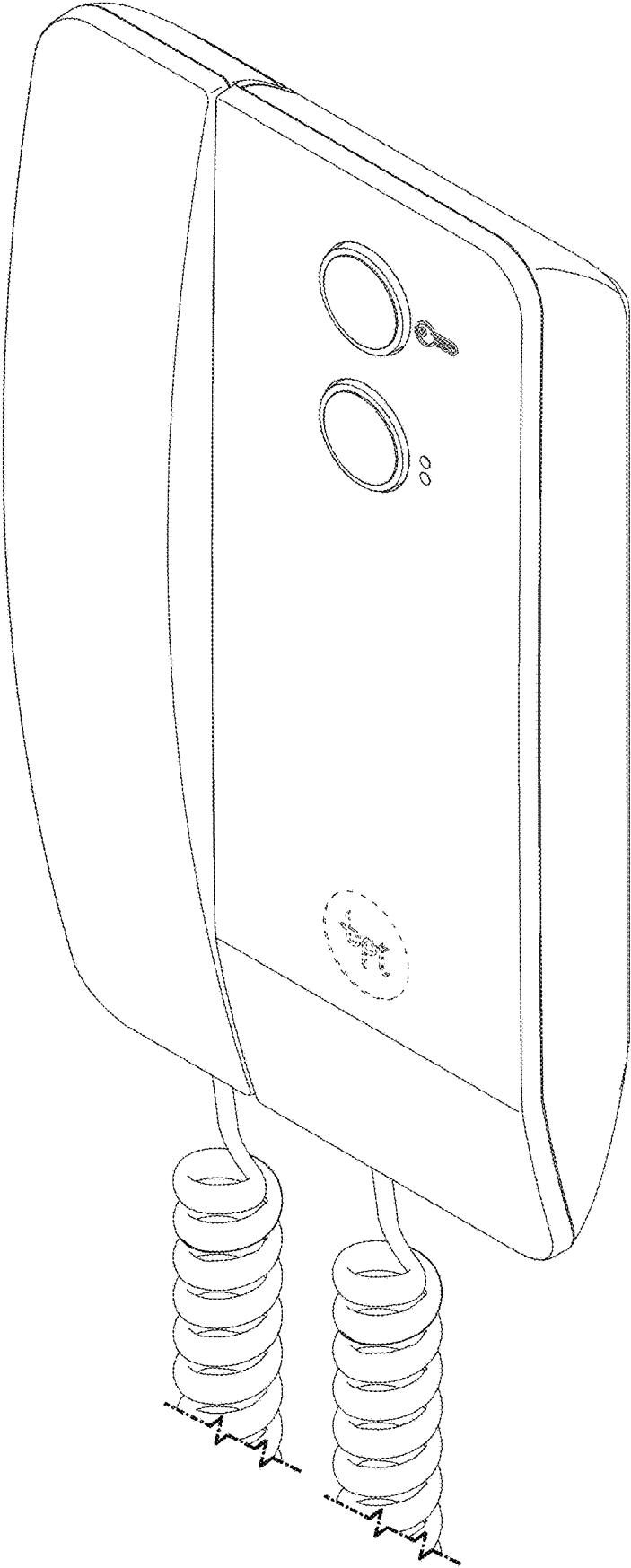


FIG. 2

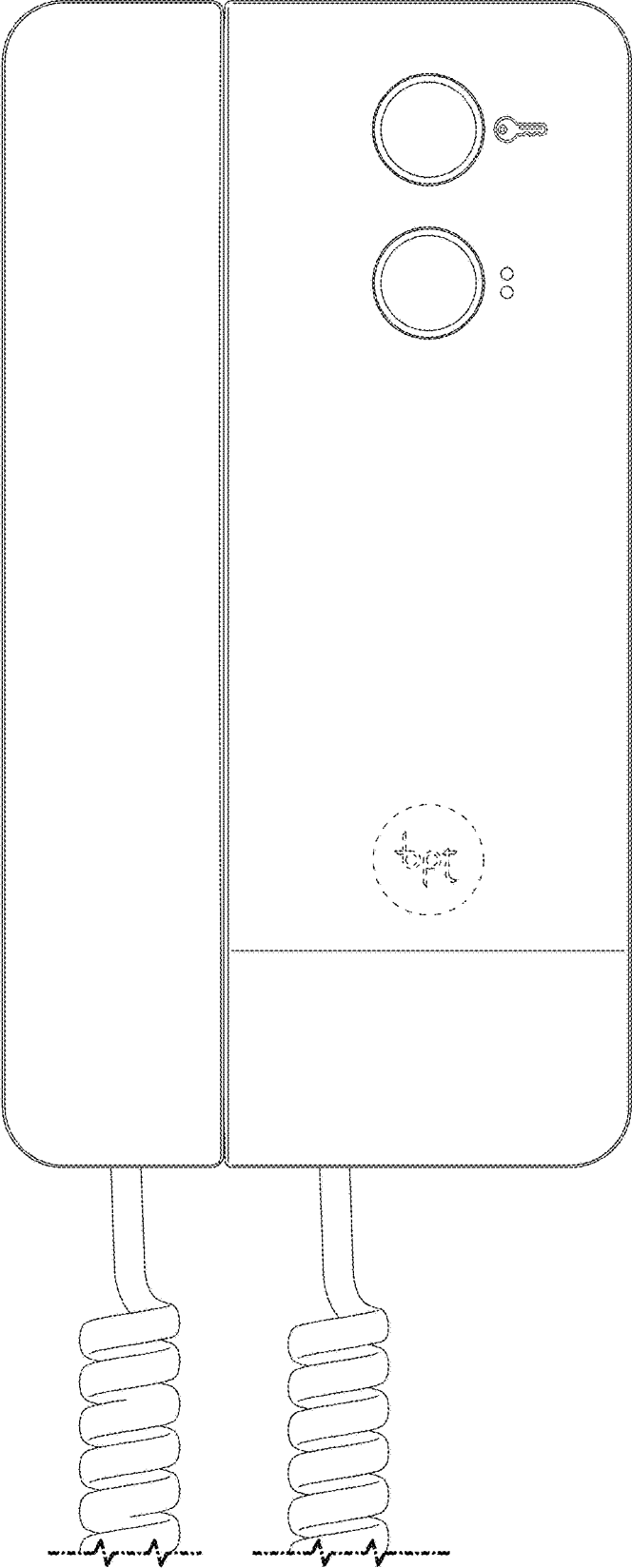


FIG. 3

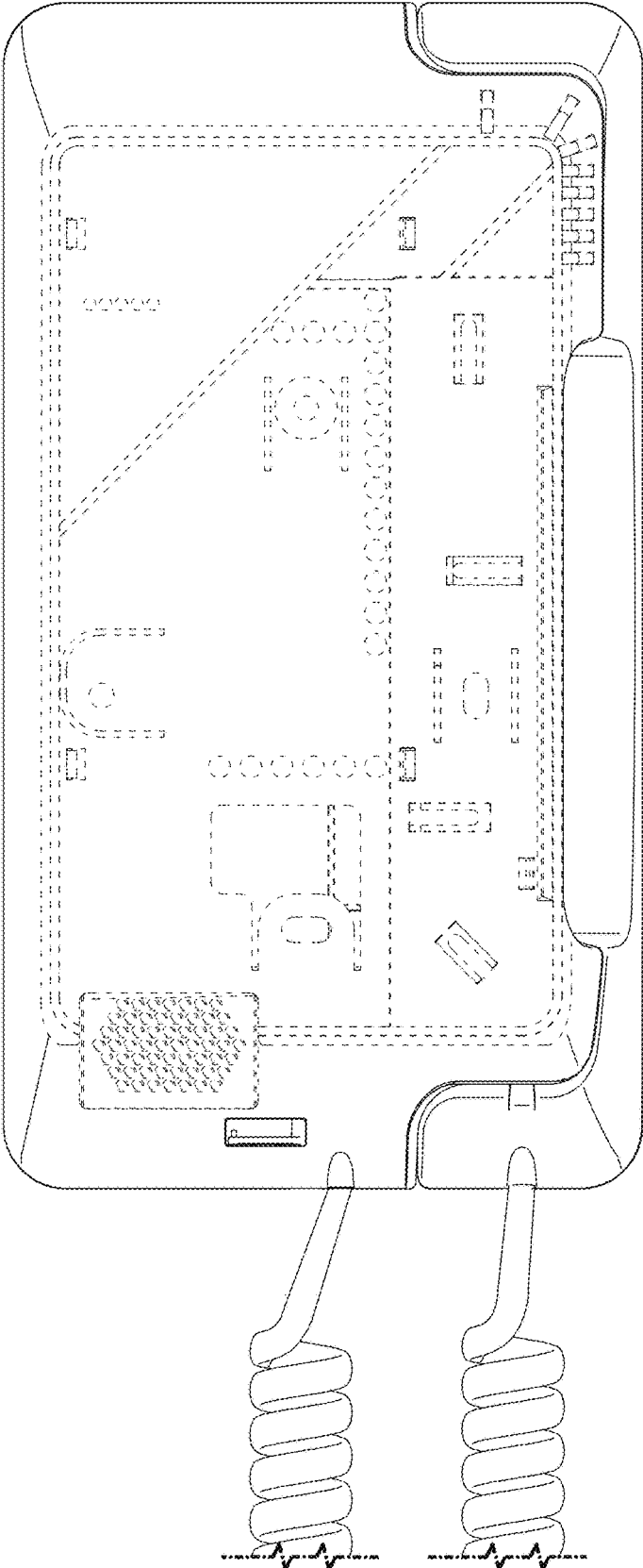


FIG. 4

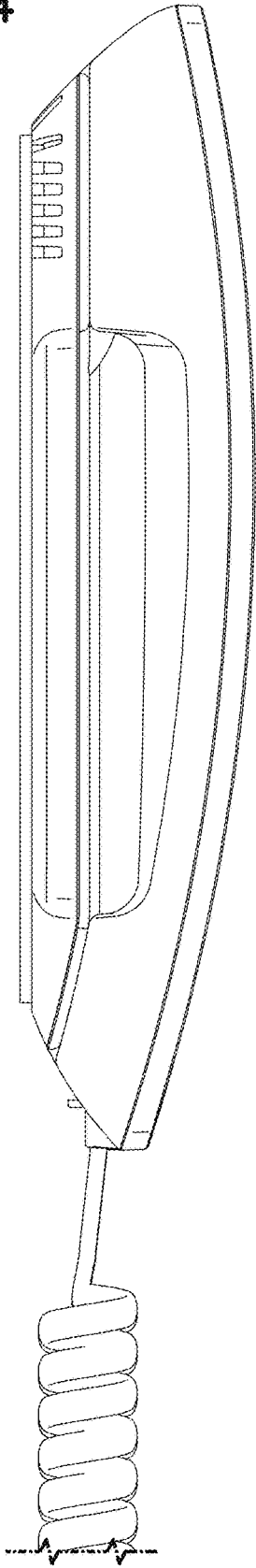


FIG. 5




FIG. 6

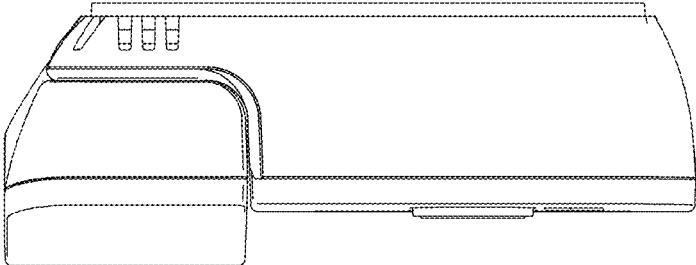


FIG. 7

