



US00D873170S

(12) **United States Design Patent** (10) **Patent No.:** **US D873,170 S**  
**Cooley et al.** (45) **Date of Patent:** **\*\* Jan. 21, 2020**

(54) **FLOATING PLANT PROPAGATION TRAY**

FOREIGN PATENT DOCUMENTS

(71) Applicant: **Beltwide, Inc.**, Tampa, FL (US)  
(72) Inventors: **John N. Cooley**, Gargrave (GB);  
**Charles G. Miglianti**, Tampa, FL (US)

NL 1011346 C1 3/1999  
WO WO1996035326 A1 11/1996  
WO WO2011062470 A1 5/2011

(73) Assignee: **Beltwide, Inc.**, Tampa, FL (US)  
(\*\*) Term: **15 Years**

OTHER PUBLICATIONS

U.S. Appl. No. 15/070,177, John N. Cooley.  
Design U.S. Appl. No. 29/610,187, filed Jul. 10, 2017 to John Cooley.

(21) Appl. No.: **29/558,046**  
(22) Filed: **Mar. 15, 2016**

*Primary Examiner* — Susan Bennett Hattan  
*Assistant Examiner* — Rebecca Tsehaye  
(74) *Attorney, Agent, or Firm* — Frijouf, Rust & Pyle, P.A.

**Related U.S. Application Data**

(60) Provisional application No. 62/133,646, filed on Mar. 16, 2015.  
(51) **LOC (12) Cl.** ..... **11-02**  
(52) **U.S. Cl.**  
USPC ..... **D11/155**  
(58) **Field of Classification Search**  
USPC ..... D11/155, 156, 161, 143; 47/87, 66.5, 47/66.1  
CPC ..... A01G 31/02; A01G 31/06; A01G 9/045; A01G 9/295; A01G 9/029  
See application file for complete search history.

(57) **CLAIM**

The ornamental design for a floating plant propagation tray, as shown and described.

**DESCRIPTION**

FIG. 1 is an upper perspective view of a first embodiment of my new design for a floating plant propagation tray; FIG. 2 is a lower perspective view of FIG. 1; FIG. 3 is a top view of FIG. 1; FIG. 4 is a bottom view of FIG. 1; FIG. 5 is a right side view of FIG. 1; FIG. 6 is a left side view of FIG. 1; FIG. 7 is a front view of FIG. 1; FIG. 8 is a rear view of FIG. 1; FIG. 9 is an upper perspective view of a second embodiment of my new design for a floating plant propagation tray; FIG. 10 is a lower perspective view of FIG. 9; FIG. 11 is a top view of FIG. 9; FIG. 12 is a bottom view of FIG. 9; FIG. 13 is a right side view of FIG. 9; FIG. 14 is a left side view of FIG. 9; FIG. 15 is a front view of FIG. 9; and, FIG. 16 is a rear view of FIG. 9.

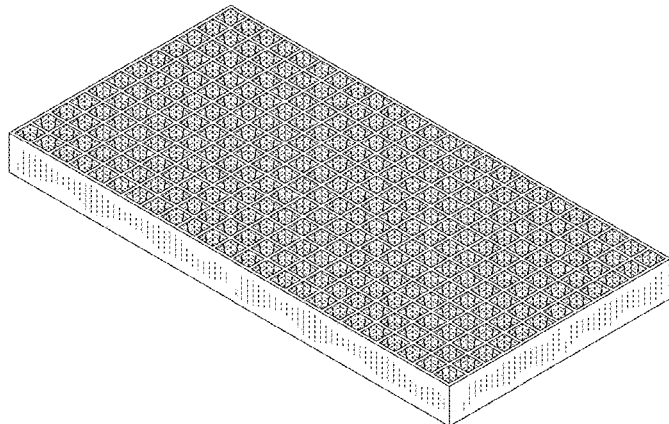
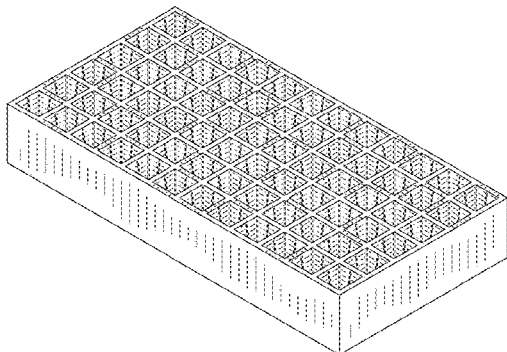
(56) **References Cited**

U.S. PATENT DOCUMENTS

2,531,562 A 11/1950 Eve  
3,667,159 A \* 6/1972 Todd ..... A01G 9/0295 47/87  
3,931,694 A 1/1976 Krikorian  
4,037,360 A 7/1977 Farnsworth  
4,058,931 A 11/1977 Vestergaard  
4,312,152 A \* 1/1982 Drury ..... A01G 31/02 47/62 R  
4,382,348 A 5/1983 Kitsu  
4,389,814 A 6/1983 Andreason et al.  
4,468,885 A 9/1984 Mandish

(Continued)

**1 Claim, 8 Drawing Sheets**



(56)

References Cited

U.S. PATENT DOCUMENTS

D277,467	S *	2/1985	Turunen	.....	D11/155	5,934,018	A	8/1999	Thomas	
4,586,288	A	5/1986	Walton			6,014,838	A	1/2000	Asher	
4,607,454	A	8/1986	Koike			D419,913	S *	2/2000	Thomas	..... D11/156
4,622,775	A	11/1986	Glenn et al.			6,085,462	A	7/2000	Thomas	
4,671,699	A	6/1987	Roach			6,223,870	B1	5/2001	Horibata	
4,769,946	A	9/1988	de Groot et al.			6,237,286	B1 *	5/2001	Williames	..... A01G 9/088
D298,924	S *	12/1988	Saarinen	.....	D11/155					47/66.5
4,926,584	A	5/1990	Horibata			6,385,903	B1 *	5/2002	Diller	..... A01G 9/0295
D324,834	S *	3/1992	Saarinen	.....	D11/155					47/66.5
5,324,657	A	6/1994	Tanny			D495,621	S *	9/2004	Sikina	..... D11/155
5,339,566	A *	8/1994	Cormier	.....	A01G 9/0295	6,786,002	B2	9/2004	Prescott	
					47/87	6,843,021	B1	1/2005	Huang	
5,435,098	A	7/1995	Koide et al.			6,918,206	B2	7/2005	Schuck	
D381,933	S *	8/1997	Van Wingerden	.....	D11/143	D540,711	S *	4/2007	Howard	..... D11/155
5,678,356	A *	10/1997	Van Wingerden	...	A01G 9/0295	7,320,197	B2	1/2008	Meyer	
					47/87	7,448,163	B2	11/2008	Beeman et al.	
D401,530	S *	11/1998	Keskilohko	.....	D11/155	D592,996	S *	5/2009	Howard	..... D11/155
5,838,108	A	11/1998	Scheuer			8,707,620	B2	4/2014	Miller et al.	
5,890,318	A *	4/1999	Hammerle	.....	A01G 9/0295	D745,430	S *	12/2015	McLennan	..... D11/155
					47/87	9,394,190	B2 *	7/2016	Curry	..... A01G 9/033
						2008/0120903	A1	5/2008	Fair et al.	
						2016/0270303	A1 *	9/2016	Cooley	..... A01G 9/0295

\* cited by examiner

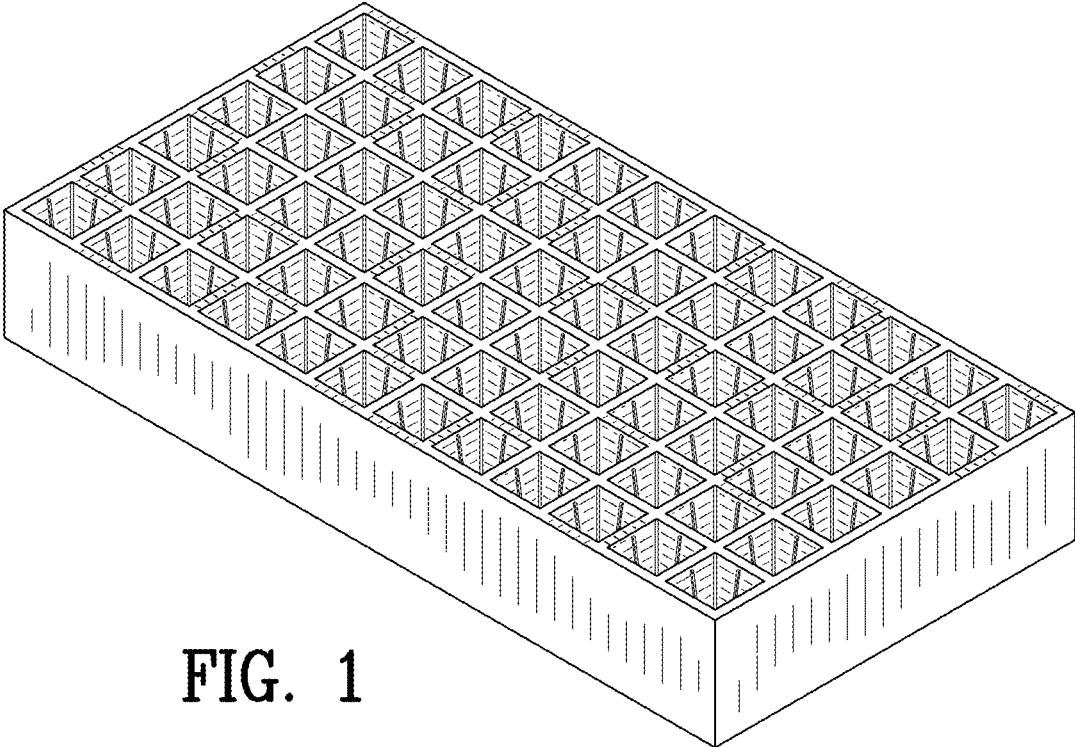


FIG. 1

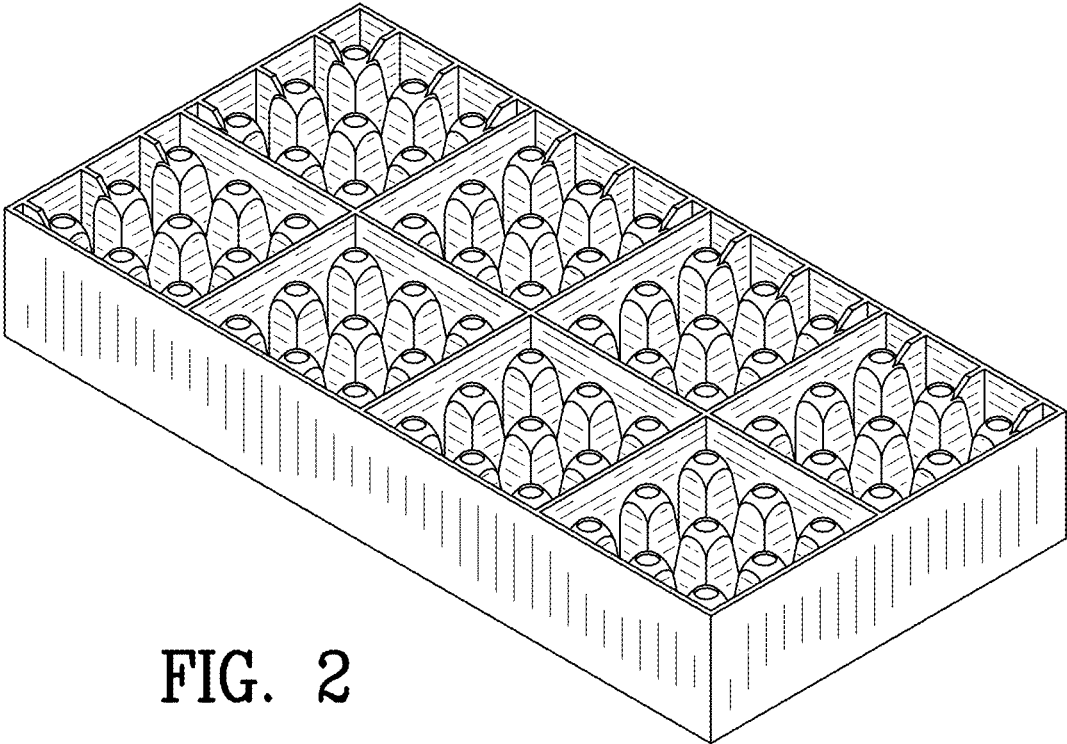


FIG. 2




FIG. 3




FIG. 4

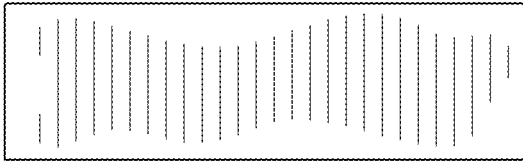


FIG. 5

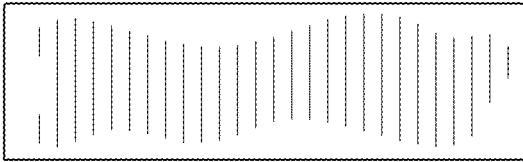


FIG. 6




FIG. 7




FIG. 8

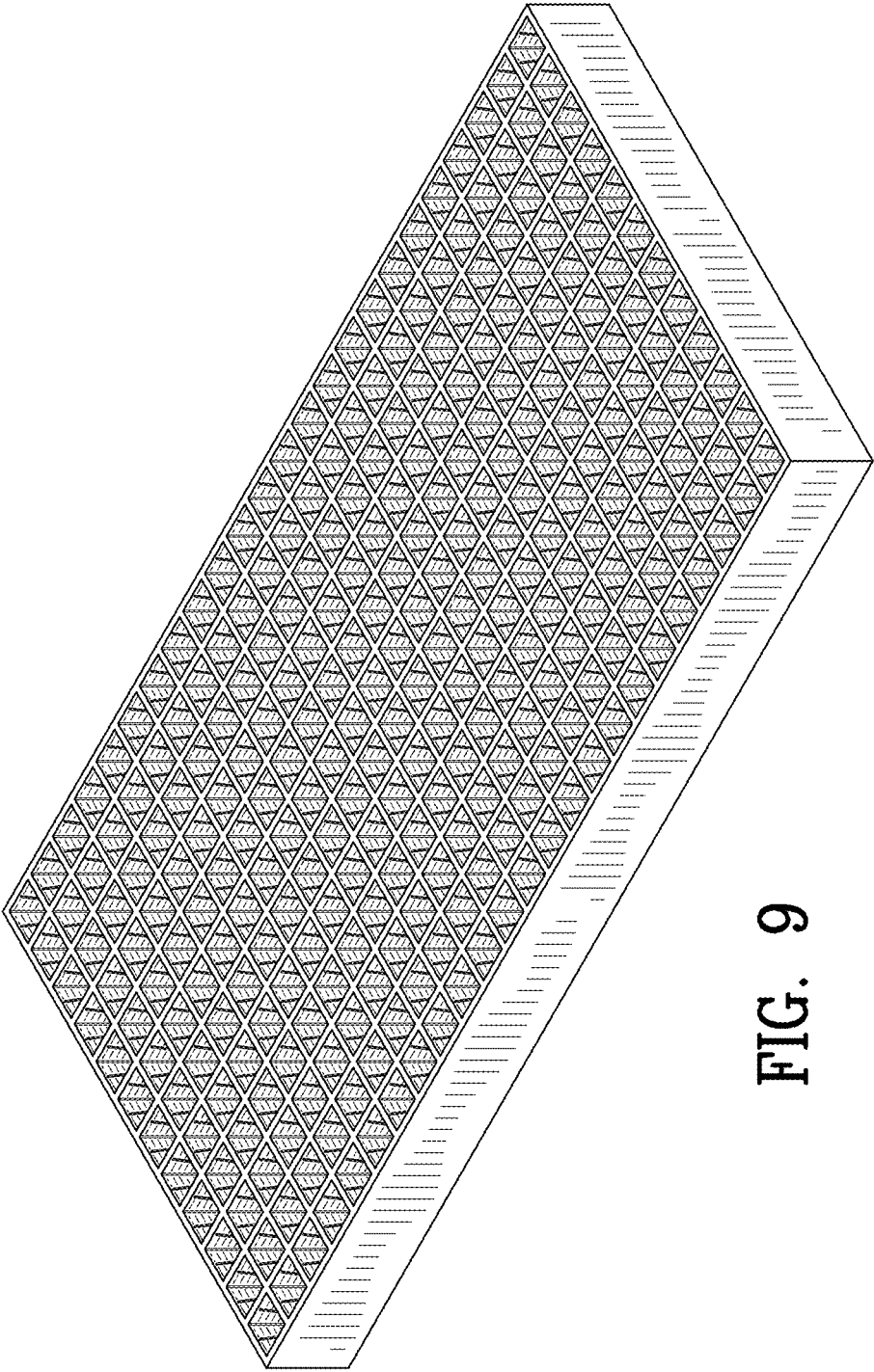


FIG. 9

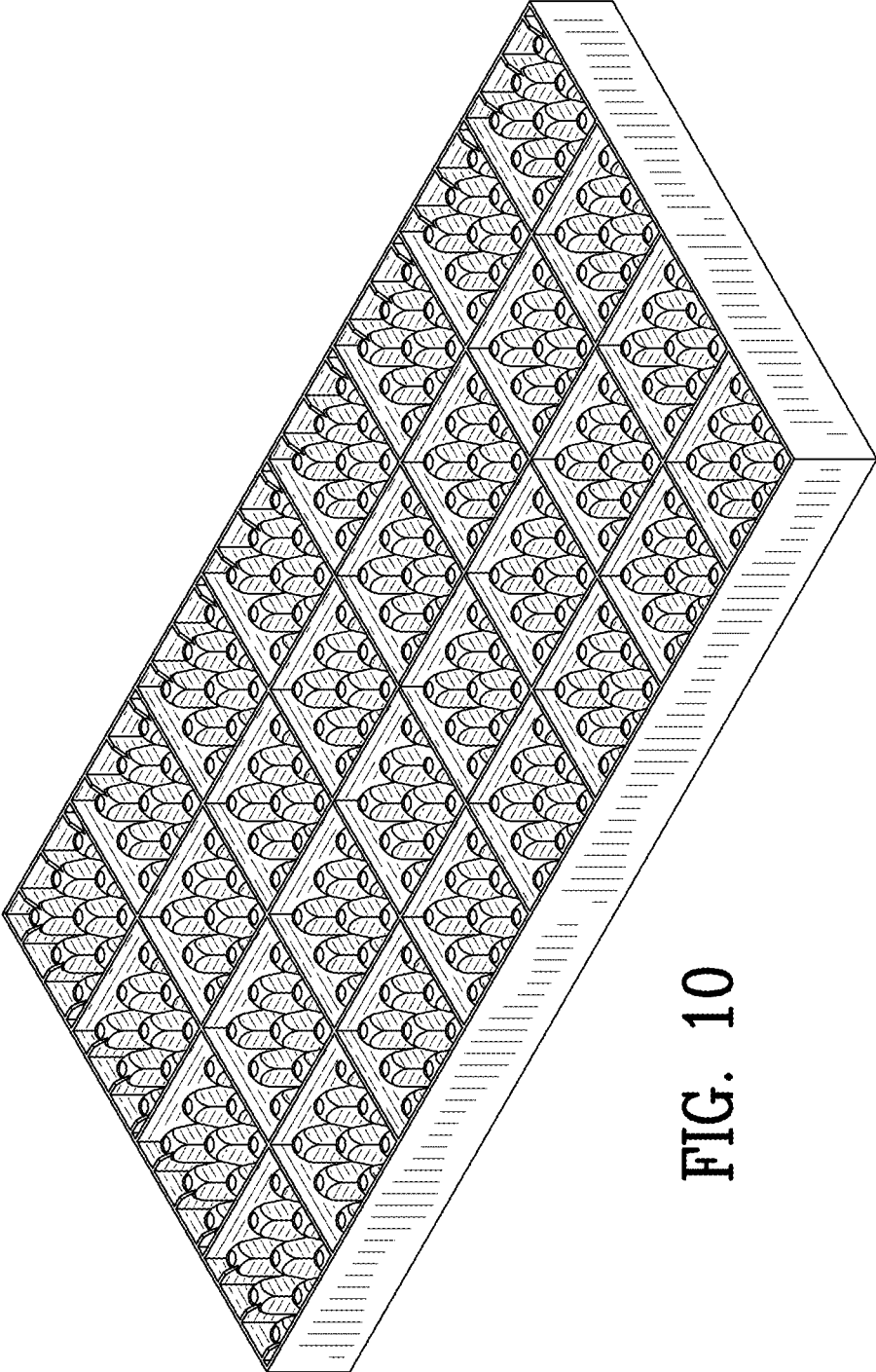


FIG. 10




FIG. 11






FIG. 12




FIG. 13

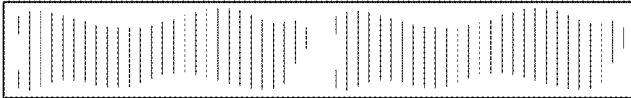


FIG. 14



FIG. 15



FIG. 16