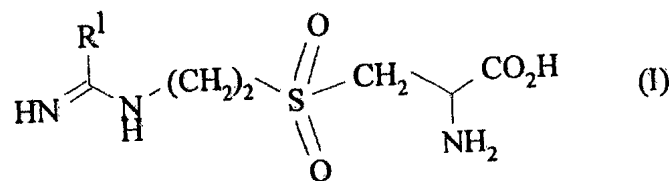




AU9528917

**(12) PATENT ABRIDGMENT (11) Document No. AU-B-28917/95**  
**(19) AUSTRALIAN PATENT OFFICE (10) Acceptance No. 692892**

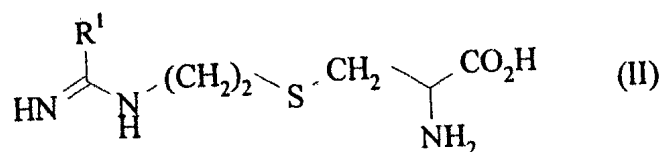
- (54) Title  
**ENZYME INHIBITORS**
- (51)<sup>6</sup> International Patent Classification(s)  
**C07C 317/48 C07C 317/02 C07C 317/50 C07C 327**  
**A61K 031/195**
- (21) Application No. : **28917/95** (22) Application Date : **14.06.95**
- (87) PCT Publication Number : **WO95/34534**
- (30) Priority Data
- |                 |                 |                                       |
|-----------------|-----------------|---------------------------------------|
| (31) Number     | (32) Date       | (33) Country                          |
| <b>94304314</b> | <b>15.06.94</b> | <b>EP EUROPEAN PATENT OFFICE (EP)</b> |
| <b>9509774</b>  | <b>15.05.95</b> | <b>GB UNITED KINGDOM</b>              |
- (43) Publication Date : **05.01.96**
- (44) Publication Date of Accepted Application : **18.06.98**
- (71) Applicant(s)  
**THE WELLCOME FOUNDATION LIMITED**
- (72) Inventor(s)  
**HAROLD FRANCIS HODSON; RICHARD MICHAEL JOHN PALMER; DAVID ALAN SAWYER;  
RICHARD GRAHAM KNOWLES; KARL WITOLD FRANZMANN; MARTIN JAMES DRYSDALE;  
STEVEN SMITH; PATRICIA IFEYINWA DAVIES; HELEN ALICE REBECCA CLARK; BARRY GEORGE  
SHEARER**
- (74) Attorney or Agent  
**DAVIES COLLISON CAVE , 1 Little Collins Street, MELBOURNE VIC 3000**
- (56) Prior Art Documents  
**DE 4310202  
DE 830640  
WO 93/13055**
- (57) Claim
1. A compound of formula (I)



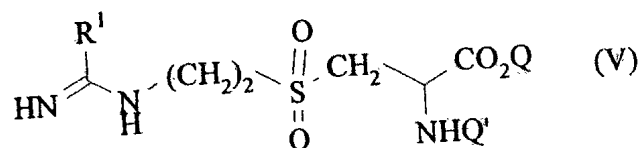
- wherein R<sup>1</sup> is methyl or fluoromethyl  
or a salt, ester, amide or physiologically acceptable prodrug thereof.
5. A method for the treatment of a condition where there is an advantage in inhibiting nitric oxide production from arginine by the action of NO synthase, including the step of administering an effective amount of a compound of formula (I) as defined in any of claims 1 to 4 or a salt, ester, amide or physiologically acceptable prodrug thereof.
7. A process for the preparation of a compound of formula (I) as defined in any of claims 1 to 4 or a salt, ester, amide or physiologically acceptable prodrug thereof which comprises:

(10) 692892

(a) oxidation of a compound of the formula (II):

wherein R<sup>1</sup> is as hereinbefore defined; or

(b) the deprotection of a compound of formula (V)

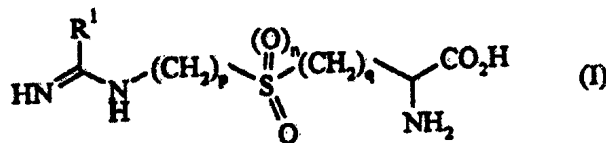


wherein R<sup>1</sup>, is as hereinbefore defined, Q is hydrogen or a carboxyl protecting group and Q' is a protecting group, optionally followed by conversion into another compound of formula (I).



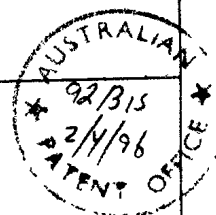
<p>(51) International Patent Classification <sup>6</sup> :                  C07C 317/48, 317/50, 317/02, 327/58,                  A61K 31/195</p>	<p>A1</p>	<p>(11) International Publication Number: <b>WO 95/34534</b>                  (43) International Publication Date: 21 December 1995 (21.12.95)</p>
<p>(21) International Application Number: PCT/GB95/01378                  (22) International Filing Date: 14 June 1995 (14.06.95)                  (30) Priority Data:                  94304314.1 15 June 1994 (15.06.94) EP                  (34) Countries for which the regional or international application was filed: AT et al.                  9509774.7 15 May 1995 (15.05.95) GB                  (71) Applicant (for all designated States except US): THE WELL-COME FOUNDATION LIMITED [GB/GB]; <del>Unicom House, 160 Euston Road, London NW1 2BP (GB).</del>                  (72) Inventors; and                  (75) Inventors/Applicants (for US only): HODSON, Harold, Francis [GB/GB]; Langley Court, Beckenham, Kent BR3 3BS (GB). PALMER, Richard, Michael, John [GB/GB]; Langley Court, Beckenham, Kent BR3 3BS (GB). SAWYER, David, Alan [GB/GB]; Langley Court, Beckenham, Kent BR3 3BS (GB). KNOWLES, Richard, Graham [GB/GB]; Langley Court, Beckenham, Kent BR3 3BS (GB). FRANZMANN, Karl, Witold [GB/GB]; Langley Court, Beckenham, Kent BR3 3BS (GB). DRYSDALE, Martin, James [GB/GB]; Langley Court, Beckenham, Kent BR3 3BS (GB). SMITH, Steven [GB/GB]; Langley Court, Beckenham, Kent</p>	<p><b>692892</b>                  BR3 3BS (GB). DAVIES, Patricia Ifeyinwa [GB/GB]; Langley Court, Beckenham, Kent BR3 3BS (GB). CLARK, Helen, Alice, Rebecca [GB/GB]; Langley Court, Beckenham, Kent BR3 3BS (GB). SHEARER, Barry, George [US/US]; 203 Wintemist Drive, Cary, NC 27513 (US).                  (74) Agent: HAMMER, Catriona, MacLeod; The Wellcome Foundation Limited, Langley Court, Beckenham, Kent BR3 3BS (GB).                  (81) Designated States: AM, AT, AU, BB, BG, BR, BY, CA, CH, CN, CZ, DE, DK, EE, ES, FI, GB, GE, HU, IS, JP, KE, KG, KP, KR, KZ, LK, LR, LT, LU, LV, MD, MG, MN, MW, MX, NO, NZ, PL, PT, RO, RU, SD, SE, SG, SI, SK, TJ, TM, TT, UA, US, UZ, VN, European patent (AT, BE, CH, DE, DK, ES, FR, GB, GR, IE, IT, LU, MC, NL, PT, SE), OAPI patent (BF, BJ, CF, CG, CI, CM, GA, GN, ML, MR, NE, SN, TD, TG), ARIPO patent (KE, MW, SD, SZ, UG). <i>Glaxo Wellcome House</i>  <i>Berkeley Avenue</i>  <i>Greenford, Middlesex UB6 0NN</i>                  Published <i>Greenford, Middlesex UB6 0NN</i>                  With international search report. <i>United Kingdom</i></p>	

(54) Title: ENZYME INHIBITORS



(57) Abstract

A compound of formula (I), wherein R<sup>1</sup> is a C<sub>1-6</sub> straight or branched chain alkyl group, a C<sub>2-6</sub>alkenyl group, a C<sub>2-6</sub>alkynyl group, a C<sub>3-6</sub>cycloalkyl group or a C<sub>3-6</sub>cycloalkyl C<sub>1-6</sub>alkyl group, each optionally substituted by one to three groups independently selected from: -CN; -NO<sub>2</sub>; a group -COR<sup>2</sup> wherein R<sup>2</sup> is hydrogen, C<sub>1-6</sub>alkyl, -OR<sup>3</sup> wherein R<sup>3</sup> is hydrogen or C<sub>1-6</sub>alkyl, or NR<sup>4</sup>R<sup>5</sup>, wherein R<sup>4</sup> and R<sup>5</sup> are independently selected from hydrogen or C<sub>1-6</sub>alkyl; a group -S(O)<sub>m</sub>R<sup>6</sup>, wherein m is 0, 1 or 2, R<sup>6</sup> is hydrogen, C<sub>1-6</sub>alkyl, hydroxy or NR<sup>7</sup>R<sup>8</sup>, wherein R<sup>7</sup> and R<sup>8</sup> are independently hydrogen or C<sub>1-6</sub>alkyl; a group PO(OR<sup>9</sup>)<sub>2</sub>, wherein R<sup>9</sup> is hydrogen or C<sub>1-6</sub>alkyl; a group NR<sup>10</sup>R<sup>11</sup>, wherein R<sup>10</sup> and R<sup>11</sup> are independently selected from hydrogen, C<sub>1-6</sub>alkyl, -COR<sup>12</sup>, wherein R<sup>12</sup> is hydrogen or C<sub>1-6</sub>alkyl, or -S(O)<sub>m'</sub>R<sup>13</sup>, wherein m' is 0, 1 or 2 and R<sup>13</sup> is hydrogen or C<sub>1-6</sub>alkyl; halo; or a group -OR<sup>14</sup>, wherein R<sup>14</sup> is hydrogen, C<sub>1-6</sub>alkyl optionally substituted by one to three halo atoms, C<sub>6-10</sub>aryl or -COR<sup>15</sup> wherein R<sup>15</sup> is hydrogen or C<sub>1-6</sub>alkyl; p is 2 or 3, q is 1 or 2 and n is 0 or 1 and all salts, esters, amides and physiologically acceptable prodrugs thereof; pharmaceutical uses and formulations thereof; and processes for their preparation are disclosed.



1a

## ENZYME INHIBITORS

The present invention relates to amidino sulphoxide and sulphone derivatives, to methods for their manufacture, to pharmaceutical compositions containing them and to their use in therapy, in particular their use as selective inhibitors of inducible nitric oxide synthase.

It has been known since the early 1980's that the vascular relaxation brought about by acetylcholine is dependent on the presence of the endothelium and this activity was ascribed to a labile humoral factor termed endothelium-derived relaxing factor (EDRF). The activity of glyceryl trinitrate as a vasodilator has been known for well over 100 years and it is now known that NO is the active component of amyl nitrite, glyceryl trinitrite and other nitrovasodilators. The recent identification of EDRF as NO has coincided with the discovery of a biochemical pathway by which NO is synthesised from the amino acid L-arginine by the enzyme NO synthase.

NO is the endogenous stimulator of the soluble guanylate cyclase enzyme and is involved in a number of biological actions in addition to endothelium-dependent relaxation including cytotoxicity of phagocytic cells and cell-to-cell communication in the central nervous system (see Moncada et al, *Biochemical Pharmacology*, 38, 1709-1715 (1989) and Moncada et al, *Pharmacological Reviews*, 43, 109-142 (1991)). It is now thought that excess NO production may be involved in a number of conditions, including conditions which involve systemic hypotension such as septic shock and therapy with certain cytokines, and many inflammatory diseases such as arthritis.

The synthesis of NO from L-arginine can be inhibited by the L-arginine analogue, N<sup>G</sup>-monomethyl-L-arginine (L-NMMA), and the therapeutic use of L-NMMA for the treatment of septic (toxic) shock and other types of systemic hypotension has been proposed (WO 91/04024 and GB-A-2240041). The therapeutic use of certain other NO synthase inhibitors apart from L-NMMA for the same purpose has also been proposed in WO 91/04024 and in EP-A-0446699.

It has recently become apparent that there are at least three isoenzymes of NO synthase (reviewed in Knowles and Moncada, *Biochem. J.* (1994) 298, 249-258) as follows:

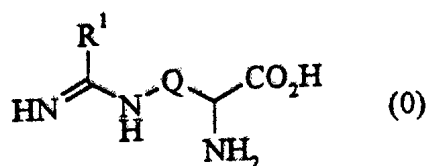
- (i) a constitutive, Ca<sup>++</sup> /calmodulin dependent enzyme (eNOS) which is present in vascular endothelial cells, and that releases NO in response to receptor or physical stimulation.

- (ii) a constitutive,  $\text{Ca}^{++}$  /calmodulin dependent enzyme (eNOS), located in the brain and some peripheral nervous systems, that releases NO in response to receptor or physical stimulation.
- (iii) a  $\text{Ca}^{++}$  independent enzyme (iNOS) which is induced after activation of vascular smooth muscle, macrophages, endothelial cells, and a number of other cells by endotoxin and cytokines. Once expressed this inducible NO synthase synthesises NO for long periods.

The NO released by eNOS and nNOS acts as a transduction mechanism underlying several physiological responses. The NO produced by iNOS acts as a cytotoxic molecule for invading microorganisms. It also appears that the adverse effects of excess NO production, in particular pathological vasodilation, vascular leakage and tissue damage, may result largely from the effects of NO synthesised by iNOS.

The NO synthase inhibitors proposed for therapeutic use so far, such as L-NMMA and nitroarginine, are non-selective in that they inhibit all the NO synthase isoenzymes. Use of such a non-selective NO synthase inhibitor requires that great care is taken in order to avoid the potentially serious consequences of over-inhibition of the eNOS including hypertension and possible thrombosis and tissue damage. In particular, in the case of the therapeutic use of L-NMMA for the treatment of septic and/or toxic shock it has been recommended that the patient must be subject to continuous blood pressure monitoring throughout the treatment. Thus, whilst non-selective NO synthase inhibitors have therapeutic utility provided that appropriate precautions are taken, NO synthase inhibitors which are selective in the sense that they inhibit iNOS to a considerably greater extent than eNOS would be of even greater therapeutic benefit and much easier to use.

Patent application PCT/GB9202387 discloses a group of amidino derivatives of the formula (0)



and salts, and pharmaceutically acceptable esters and amides thereof, in which:

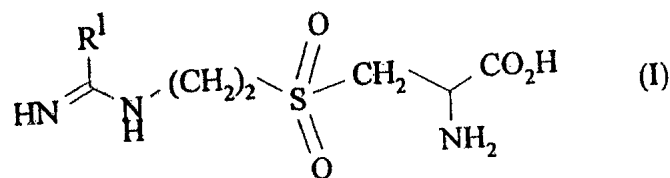
$\text{R}^1$  is a  $\text{C}_{1-6}$  straight or branched chain alkyl group, a  $\text{C}_{2-6}$ alkenyl group, a  $\text{C}_{2-6}$ alkynyl group, a  $\text{C}_{3-6}$ cycloalkyl group or a  $\text{C}_{3-6}$ cycloalkyl  $\text{C}_{1-6}$ alkyl group;

Q is an alkylene, alkenylene or alkynylene group having 3 to 6 carbon atoms and which may optionally be substituted by one or more C<sub>1-3</sub> alkyl groups; or Q is a group of formula -(CH<sub>2</sub>)<sub>p</sub>X(CH<sub>2</sub>)<sub>q</sub>- where p is 2 or 3, q is 1 or 2 and X is S(O)<sub>x</sub>, where x is 0, 1 or 2, O or NR<sup>2</sup> where R<sup>2</sup> is H or C<sub>1-6</sub> alkyl; or Q is a group of  
 5 formula -(CH<sub>2</sub>)<sub>r</sub>A(CH<sub>2</sub>)<sub>s</sub>- where r is 0, 1 or 2, s is 0, 1 or 2 and A is a 3 to 6 membered carbocyclic or heterocyclic ring which may optionally be substituted by one or more suitable substituents such as C<sub>1-6</sub> alky, C<sub>1-6</sub> alkoxy, hydroxy, halo, nitro, cyano, trifluoroC<sub>1-6</sub> alkyl, amino, C<sub>1-6</sub> alkylamino or diC<sub>1-6</sub> alkylamino which have activity as inhibitors of the NO synthase enzyme.

10

The present inventors have found a particular group of compounds which are selective inhibitors of iNOS, having little or no effect on eNOS. Accordingly the present invention provides compounds of formula (I)

15



20

wherein R<sup>1</sup> is methyl or fluoromethyl  
 and all salts, esters, amides and physiologically acceptable prodrugs thereof.

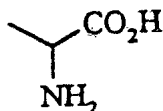


Preferred compounds are 2-Amino-6-(1-iminoethylamino)-4,4-dioxo-4-thiahexanoic acid and 2-Amino-6-(1-imino-2-fluoroethylamino)-4,4-dioxo-4-thiahexanoic acid and all salts, esters, amides and physiologically acceptable prodrugs thereof. Preferably the compounds are in the R configuration.

5

The compounds of formula (I) may include a number of asymmetric centres in the molecule depending on the precise meaning of the various groups and formula (I) is intended to include all possible isomers. The compounds of formula (I) all include an asymmetric centre in the

10



11

12

13



group and although the natural L or (S) chirality of arginine is preferred, it is again intended that the formula should include all possible isomers, either individually or admixed in any proportions.

- 5 The term "halo" means fluoro, chloro, bromo, or iodo, and preferably fluoro.

Suitable salts include those formed with both organic and inorganic acids. Such acid addition salts will normally be pharmaceutically acceptable although salts of pharmaceutically acceptable salts may be of utility in the preparation and  
 10 purification of the compound in question. Thus, preferred salts include those formed from hydrochloric, hydrobromic, sulphuric, citric, tartaric, phosphoric, lactic, pyruvic, acetic, trifluoroacetic, succinic, oxalic, fumaric, maleic, oxaloacetic, methanesulphonic, ethanesulphonic, p-toluenesulphonic, benzenesulphonic and  
 15 isethionic acids. Salts of the compounds of formula (I) can be made by reacting the appropriate compound in the form of the free base with the appropriate acid.

Pharmaceutically acceptable esters and amides of the compounds of formula (I) may have the acid group replaced by  $-CO_2R^3$  where  $R^3$  is for example  $C_{1-6}$  alkyl, aryl or aryl $C_{1-3}$  alkyl or  $-COR^4$  where  $R^4$  is the residue of a suitable natural or synthetic  
 20 amino acid.





By the term physiologically acceptable prodrug is meant derivatives of compounds of formula (I) which have the same physiological function as the free compound of formula (I), for example, by being convertible in the body thereto. Such prodrugs may or may not have activity in their own right.

5

A further aspect of the present invention also provides compounds of formula (I) as hereinbefore defined and all salts, esters, amides and physiologically acceptable

1  
2  
3  
4

5  
6  
7

8  
9



prodrugs thereof, for use in medicine, in particular the treatment of conditions where there is an advantage in inhibiting NO production from L-arginine by the action of NO synthase and more specifically of conditions where there is an advantage in inhibiting NO production by the iNOS isoenzyme over production by eNOS.

According to a further aspect, the present invention provides the use of a compound of formula (I) and all salts, esters, amides and physiologically acceptable prodrugs thereof, in the manufacture of a medicament for the treatment of a condition where there is an advantage in inhibiting NO production from arginine by the action of NO synthase and, more specifically, by the action of iNOS.

In a further aspect, there is provided the use of a compound of formula (I) or a salt, ester, amide or physiologically acceptable prodrug thereof in the manufacture of a medicament for the treatment of shock states resulting from overproduction of NO by iNOS such as septic shock, or shock caused by fulminant hepatic failure or by therapy with cytokines such as TNF, IL-1 and IL-2 or therapy with cytokine-inducing agents, for example 5, 6-dimethylxanthenone acetic acid.

A further aspect of the present invention provides the use of a compound of formula (I) or a salt, ester, amide or physiologically acceptable prodrug thereof in the manufacture of a medicament for the treatment of an inflammatory condition, such as arthritis.

In the alternative there is provided a method for the treatment of a condition where there is an advantage in inhibiting NO production from L-arginine by the action of NO synthase, and in particular by iNOS, comprising administering to a mammal in need thereof a pharmaceutically effective amount of a compound of formula (I) as hereinbefore defined or a salt, ester, amide or physiologically acceptable prodrug thereof.

Other conditions where there is an advantage in selectively inhibiting iNOS include a wide range of auto-immune and/or inflammatory diseases, such as those of the joint (e.g. rheumatoid arthritis, osteoarthritis), of the gastrointestinal tract (e.g. ulcerative colitis and other inflammatory bowel diseases, gastritis and mucosal inflammation resulting from infection, the enteropathy provoked by non-steroidal antiinflammatory drugs), of the lung (adult respiratory distress syndrome, asthma), of the heart (myocarditis), of the nervous tissue (e.g. multiple sclerosis), of the pancreas (e.g. diabetes melitus), of the kidney (e.g. glomerulonephritis), of the skin (e.g. dermatitis, psoriasis, urticaria) as well as of transplanted organs (rejection) and multi-organ diseases (e.g. systemic lupus erythematosus). Furthermore there is evidence for overproduction of NO by iNOS in atherosclerosis.

Therefore, a yet further aspect of the present invention provides the use of a compound of formula (I) or a salt, ester, amide or physiologically acceptable prodrug thereof in the manufacture of a medicament for use in treating the above conditions.

Inhibition of nNOS and/or iNOS is of benefit in the treatment of diseases of the nervous system due to over production of NO by this isoenzyme, particularly the treatment of cerebral ischemia. Other diseases include CNS trauma, epilepsy, AIDS dementia, chronic neurodegenerative disease and chronic pain, and conditions in which non-adrenergic non-cholinergic nerve may be implicated such as priapism, obesity and hyperphagia. Accordingly the present invention also provides the use of a compound of formula (I) or a salt, ester, amide or physiologically acceptable prodrug thereof in the manufacture of a medicament for use in treating the above conditions.

Furthermore inhibition of NO synthase may be of advantage in preventing the lymphocyte loss associated with HIV infection, in increasing the radiosensitivity of tumours during radiotherapy and in reducing tumour growth and metastasis.

Inhibition of both iNOS and nNOS may be of benefit in the treatment of certain conditions where both isoenzymes play a role, for example CNS conditions such as cerebral ischemia.

As used herein, reference to "treatment" of a patient is intended to include prophylaxis; the term "mammal" is intended to include a human or an animal.

The activity of compounds of formula (I) and all salts, esters, amides and physiologically acceptable prodrugs thereof as NO synthase inhibitors can be determined using isolated human or rodent enzymes, the rat aortic ring or *in vivo* in mice according to the methods described hereinafter.

Whilst it may be possible for the compounds of formula (I) and all salts, esters, amides and physiologically acceptable prodrugs thereof to be administered as the raw chemical, it is preferable to present them as a pharmaceutical formulation. According to a further aspect, the present invention provides a pharmaceutical formulation comprising a compound of formula (I) and all salts, esters, amides and physiologically acceptable prodrugs thereof, together with one or more pharmaceutically acceptable carriers therefor and optionally one or more other therapeutic ingredients. The carrier(s) must be "acceptable" in the sense of being compatible with the other ingredients of the formulation and not deleterious to the recipient thereof.

The formulations include those suitable for oral, parenteral (including subcutaneous, intradermal, intramuscular, intravenous and intraarticular), rectal and topical (including dermal, buccal, sublingual and intraocular) administration although the most suitable route may depend upon for example the condition and disorder of the recipient. The formulations may conveniently be presented in unit dosage form and may be prepared by any of the methods well known in the art of pharmacy. All methods include the step of bringing into association a compound of formula (I) and all salts, esters, amides and physiologically acceptable prodrugs thereof ("active ingredient") with the carrier which constitutes one or more accessory ingredients. In general the formulations are prepared by uniformly and intimately bringing into association the active ingredient with liquid carriers or finely divided solid carriers or both and then, if necessary, shaping the product into the desired formulation.

Formulations of the present invention suitable for oral administration may be presented as discrete units such as capsules, cachets or tablets each containing a predetermined amount of the active ingredient; as a powder or granules; as a solution or a suspension in an aqueous liquid or a non-aqueous liquid or as an oil-in-water liquid emulsion or a water-in-oil liquid emulsion. The active ingredient may also be presented as a bolus, electuary or paste.

A tablet may be made by compression or moulding, optionally with one or more accessory ingredients. Compressed tablets may be prepared by compressing in a suitable machine the active ingredient in a free-flowing form such as a powder or granules, optionally mixed with a binder, lubricant, inert diluent, lubricating, surface active or dispersing agent. Moulded tablets may be made by moulding in a suitable machine a mixture of the powdered compound moistened with an inert liquid diluent. The tablets may optionally be coated or scored and may be formulated so as to provide slow or controlled release of the active ingredient therein.

Formulations for parenteral administration include aqueous and non-aqueous sterile injection solutions which may contain anti-oxidants, buffers, bacteriostats and solutes which render the formulation isotonic with the blood of the intended recipient; and aqueous and non-aqueous sterile suspensions which may include suspending agents and thickening agents. The formulations may be presented in unit-dose or multi-dose containers, for example sealed ampoules and vials, and may be stored in a freeze-dried (lyophilised) condition requiring only the addition of the sterile liquid carrier, for example saline or water-for-injection, immediately prior to use. Extemporaneous injection solutions and

suspensions may be prepared from sterile powders, granules and tablets of the kind previously described.

Formulations for rectal administration may be presented as a suppository with the usual carriers such as cocoa butter or polyethylene glycol.

Formulations for topical administration in the mouth, for example buccally or sublingually, include lozenges comprising the active ingredient in a flavoured basis such as sucrose and acacia or tragacanth, and pastilles comprising the active ingredient in a basis such as gelatin and glycerin or sucrose and acacia.

Preferred unit dosage formulations are those containing an effective dose, as hereinbelow recited, or an appropriate fraction thereof, of the active ingredient.

It should be understood that in addition to the ingredients particularly mentioned above, the formulations of this invention may include other agents conventional in the art having regard to the type of formulation in question, for example those suitable for oral administration may include flavouring agents.

The compounds of the invention may be administered orally or via injection at a dose of from 0.1 to 1500mg/kg per day, preferably 0.1 to 500mg/kg per day. The dose range for adult humans is generally from 5mg to 35g/day and preferably 5mg to 2g/day. Tablets or other forms of presentation provided in discrete units may conveniently contain an amount of compound of the invention which is effective at such dosage or as a multiple of the same, for instance, units containing 5mg to 500mg, usually around 10mg to 200mg.

The compounds of the present invention may be administered in combination with one or more other active ingredients. Such other active ingredients suitable for concurrent administration will be clear to a physician, but could be for example an anti-inflammatory agent such as a corticosteroid, e.g. methylprednisolone. Compounds of formula (I) are competitive inhibitors with respect to L-arginine and therefore it may not be appropriate of course to concurrently treat patients with preparations (e.g. total parenteral nutrition) which have a high L-arginine content.

The compounds of formula (I) and all salts, esters, amides and physiologically acceptable prodrugs thereof are preferably administered orally or by injection (intravenous or subcutaneous). The precise amount of compound administered to a patient will be the responsibility of the attendant physician. However the dose employed will depend on a

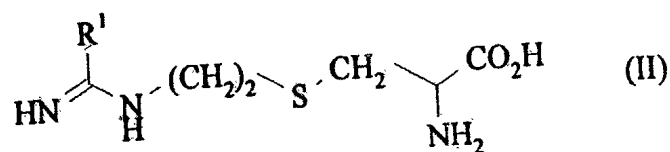
number of factors, including the age and sex of the patient, the precise disorder being treated, and its severity. Also the route of administration may vary depending on the condition and its severity.

5 Compounds of formula (I) are novel and accordingly a further aspect of the present invention provides a process for the preparation thereof.

Compounds of formula (I) and salts, esters, amides or physiologically acceptable prodrugs thereof, can be prepared:

10

(a) by the oxidation of a compound of the formula (II):



15

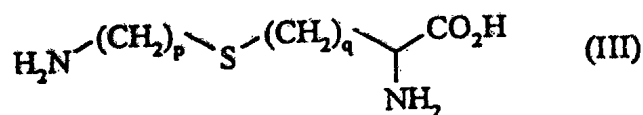
wherein  $\text{R}^1$  is as hereinbefore defined.

20

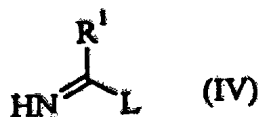
The oxidation may be carried out by methods known in the art, for example by treatment with an oxygen-rich compound, such as 30% hydrogen peroxide and 0.5M ammonium molybdate in perchloric acid.

Compounds of the formula (II) may be prepared by the reaction of an amino acid of formula (III)

25



or a protected derivative thereof, with a compound of formula (IV)



30





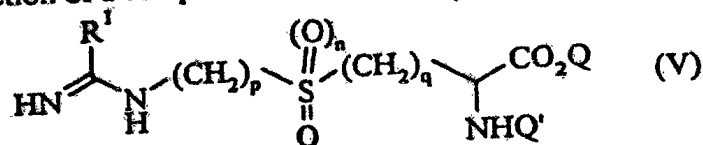
groups can then be removed in conventional manner (loc. cit.) as the final stage of the process to yield the compound of formula (II). For example the amino acid functionality can be protected as the copper salt with deprotection taking place on an ion exchange column which is employed to remove inorganic ions from the reaction mixture.

The compounds of formula (IV) can be used in the form of the free base or as an acid addition salt, e.g. the hydrochloride or hydroiodide salt.

The reaction is generally carried out in a suitable solvent in the presence of base, e.g. an alkali metal hydroxide such as sodium hydroxide, preferably at a pH of about 9 to 11 and generally at a temperature from 0°C up to the reflux temperature of the solvent, preferably 0°C to 50°C. The preferred solvent is water although the reaction may also be carried out in a polar solvent such as a lower alcohol, e.g. methanol or ethanol, or an amide, e.g. dimethylformamide, either alone or in admixture with water, and this may be advantageous in certain circumstances.

The compounds of formula (III) are in general known compounds which can be converted into appropriate protected derivatives in known manner. The imidates and thioimidates of formula (IV) (L is -OR<sup>5</sup> and -SR<sup>5</sup> respectively) are also in general known compounds and the reaction of such compounds with a primary amine is discussed for example in *The Chemistry of Amidines and Imidates*, Vol. 2, Eds. Saul Patai and Zvi Rappaport, John Wiley and Sons Inc., 1991.

25 (b) by the deprotection of a compound of formula (V)



wherein R<sup>1</sup>, n is 1, p and q are as hereinbefore defined, Q is hydrogen or a carboxyl





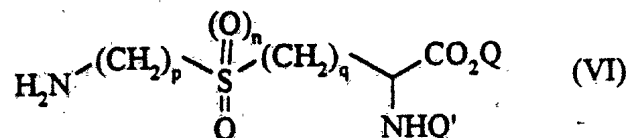
protecting group and Q' is a protecting group, optionally followed by conversion into another compound of formula (I). Examples of suitable protecting groups include tertbutoxycarbonyl, benzyloxycarbonyl, alkyl, tert-butyl, benzyl etc. Other suitable groups which may be used will be known to one of ordinary skill in the art.

- 5 When the protecting group is acid labile, for example as in the case of Q being alkyl, the reaction may be carried out by acid hydrolysis, for example by reaction with hydrogen chloride in dioxane, HBr/acetic acid in glacial acetic acid or trifluoroacetic acid in dichloromethane, at a non-extreme temperature of from -5°C to 100°C,




preferably room temperature, When the protecting group is cleavable by hydrogenolysis, for example benzyloxycarbonyl, the deprotection may be carried out using hydrogen over a catalyst, for example palladium/charcoal.

Compounds of formula (V) may be prepared by the reaction of a compound of formula (VI)



wherein n, p, q, Q and Q' are as hereinbefore defined, with a compound of formula (VII)

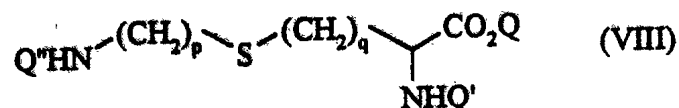


wherein R<sup>1</sup> is as hereinbefore defined, Y is O or S and R<sup>16</sup> is C<sub>1-6</sub> alkyl, phenyl-C<sub>1-6</sub>-alkyl, or naphthyl-C<sub>1-6</sub>-alkyl for example benzyl. The reaction may suitably be carried out in a polar solvent, for example a C<sub>1-6</sub> alcohol such as methanol or ethanol, at a non-extreme temperature of from -50°C to 150°C, for example -5°C to 50°C such as room temperature.

Intermediates of formula (VI) and derivatives thereof wherein the free amino group is protected are novel and accordingly provide a further aspect of the present invention. A particularly preferred intermediate is t-butyl-6-benzyloxycarbonyl amino-2-t-butoxycarbonylamino-4,4-dioxo-4-thiahexanoate.

Certain compounds of formula (VII) wherein Y is S are novel, and may be prepared as hereinafter described.

Compounds of formula (VI) may be prepared by the oxidation of a compound of formula (VIII)

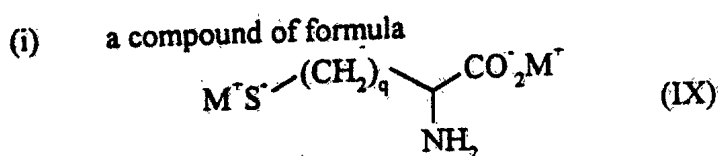


wherein p, q, Q and Q' are as hereinbefore defined, and Q<sup>H</sup> is a suitable protecting group, for example benzyloxycarbonyl, followed by removal of the protecting group Q<sup>H</sup>. The oxidation reaction may be carried out by standard methods known in the art, for example according to the method described in Tet. Lett. (1981) 22 (14), 1287, or by reaction with m-chloroperbenzoic acid to give the sulphoxide product, followed by reaction with "Oxone" if the sulphone product is required. The reaction

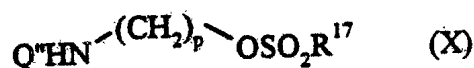
is suitably carried out in a polar solvent, for example water or a lower alcohol, such as ethanol, or a mixture thereof.

Removal of the protecting group may be effected by standard methods known to one skilled in the art, for example with catalytic transfer hydrogenation conditions using, for example, formic acid in alcohol, such as methanol, in the presence of a suitable catalyst, such as 10% palladium on charcoal.

Compounds of formula (VIII) may be prepared by the reaction of

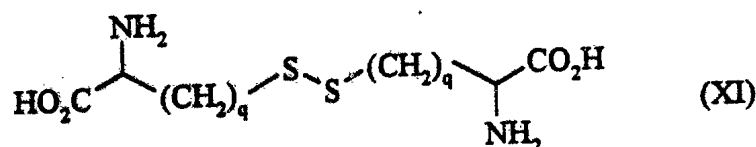


wherein  $q$  is hereinbefore defined and  $\text{M}^+$  is a suitable cation eg.  $\text{Na}^+$ , with a compound of formula (X)



wherein  $p$  and  $\text{Q}''$  are as hereinbefore defined, and  $\text{R}^{17}$  is a  $\text{C}_{1-6}$  alkyl group or an aryl group, followed by protection of the carboxy and amino groups with protecting groups  $\text{Q}$  and  $\text{Q}'$ , or vice versa.

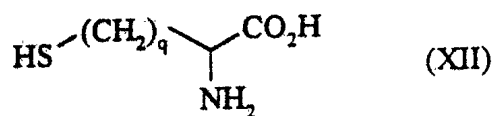
Compounds of formula (IX) are not normally isolated and may be prepared by reductive cleavage of a compound of formula (XI):



wherein  $q$  is as hereinbefore defined.

The cleavage may be carried out by methods known in the art, eg by the use of sodium in liquid ammonia at a temperature of from  $-78^\circ\text{C}$  to  $0^\circ\text{C}$ , and preferably around  $-40^\circ\text{C}$ .

Compounds of formula (IX) may also be formed by the treatment of a compound of formula (XII)




with a suitable inorganic base, eg sodium hydrogen carbonate. The reaction is carried out in a suitable solvent, eg DMF.

- (ii) By the reaction of a compound of formula (XII) as hereinbefore defined with a suitable organic base eg DBU. The reaction is carried out in a suitable solvent eg toluene at a non-extreme temperature of from 0 to 100°C, preferably room temperature.

Compounds of formula (X), (XI) and (XII) are commercially available or may be prepared by methods readily known to one skilled in the art

Most intermediates of formula (VII) wherein Y is S are novel. Accordingly the present invention further provides an intermediate of formula (VII')



wherein R<sup>1</sup> and R<sup>16</sup> are as hereinbefore defined, and a process for the preparation thereof with the proviso that:

- (a) the compound of formula (VII') is not 2,2-dichlorothioproionimidic, benzyl ester; and  
 (b) R<sup>1</sup> is not C<sub>1-5</sub> alkyl, cyclopropyl or cyclohexyl.

Preferred intermediates include:

S-benzyl-2-methoxythioacetimidate

S-benzyl-2-fluorothioacetimidate

S-(2-naphthylmethyl)-2,2-difluorothioacetimidate

S-(2-naphthylmethyl)-2-thiomethylthioacetimidate

Intermediates of formula (VII') may be prepared by the reaction of a compound of formula (XIII)



with a reagent of formula  $R^{16}L'$ , suitably  $PhCH_2L'$ , wherein  $R^{16}$  is as hereinbefore defined and  $L'$  is a suitable leaving group, for example a halo atom such as chloro.

Compounds of formula (XIII) are commercially available or may be prepared by methods known to one skilled in the art.

The present invention will now be illustrated by the following examples:

#### Intermediate A

##### Preparation of t-Butyl-6-amino-2-t-butoxycarbonylamino-4,4-dioxo-4-thiahexanoate formate salt

t-Butyl-6-benzyloxycarbonylamino-2-t-butoxycarbonylamino-4,4-dioxo-4-thiahexanoate (152mg) dissolved in 5% formic acid/methanol (8ml) was added dropwise to a stirred suspension of 10% Pd/C in 5% formic acid/methanol (2ml) at 0°C. The reaction mixture was stirred at 0°C for 1h then at room temperature for 1-2h. The reaction mixture was filtered through hyflo, and the catalyst washed with methanol (25ml) and water (25ml). The filtrate was concentrated to one quarter volume *in vacuo* and diluted with water (25ml). This process was repeated twice then evaporated to dryness *in vacuo*. The residue was dissolved in water and lyophilised to give an off-white solid (111mg).

#### Intermediate 1B

##### Preparation of S-Benzyl-2-fluorothioacetimidate hydrobromide

Fluorothioacetamide (3.39g) and benzyl bromide (6.23g) were refluxed in chloroform (40ml), under nitrogen, for 16h. After cooling, the mixture was diluted with ether (200ml) and the resulting orange solid filtered off. The solid was washed with more ether and dried over  $P_2O_5$  *in vacuo* to give 5.19g of the desired product.

The following intermediates were prepared by an analogous method:

	Intermediate Name	Mpt./°C
2B	S-benzyl 2-methoxythioacetimidate hydrobromide from 2-methoxythioacetamide.	140
3B	S-benzyl 2-benzyloxythioacetimidate hydrobromide from 2-benzyloxythioacetamide.	148-149 (dec)
5B	S-benzyl 2-methylthiothioacetimidate hydrobromide from 2-methylthiothioacetamide.	163-165 (dec)

Intermediate CPreparation of S-benzylthioacetimidate hydrochloride (intermediate)

A mixture of thioacetamide (15.0g, 0.20mol) and benzyl chloride (25.3g, 0.20mol) in chloroform (75ml) was heated under reflux for 90 minutes (the thioacetamide required ~40 minutes to go into solution). The reaction mixture was then allowed to cool to room temperature and was then stood at 0°C overnight, when colourless crystals formed as a layer on the surface. The product was filtered off, washed with cold 10% ether-chloroform and sucked dry to give the title compound (25.55g) as colourless prisms. Mpt.=161-163°C.

The hydrobromide salt was made by an analagous method in 85% yield; mpt = 184-186°C dec.

Example 1Preparation of 2-Amino-6-(1-imino-2-fluoroethylamino)-4,4-dioxo-4-thiahexanoic acid dihydrobromide

(a) t-Butyl-2-t-butoxycarbonylamino-6-(1-imino-2-fluoroethylamino)-4,4-dioxo-4-thiahexanoic acid hydrobromide

To Intermediate A (609mg) in ethanol (10ml) at 0°C was added Intermediate 1B (407mg) in one portion. The mixture was stirred at 0°C for 1h, then at room temperature for 2h. The solvent was removed *in vacuo* and the residue partitioned between water and ether. The aqueous layer was washed twice more with ether, then concentrated *in vacuo*. The residual gum was purified by column chromatography on silica, eluting with dichloromethane-methanol (8:1), giving a colourless foam (317mg).

(b) 2-Amino-6-(1-imino-2-fluoroethylamino)-4,4-dioxo-4-thiahexanoic acid dihydrobromide

t-Butyl-2-t-butoxycarbonylamino-6-(1-imino-2-fluoroethylamino)-4,4-dioxo-4-thiahexanoic acid hydrobromide (300mg) was dissolved in glacial acetic acid (4.5ml), and cooled whilst HBr in acetic acid (45% w/v, 1.5ml) was added. The mixture was then stirred at room temperature for 2h. The volatile materials were evaporated *in vacuo* and the residue dissolved in water. The solution was evaporated to dryness *in vacuo*, and this process repeated twice more. Ethanol was added to the residue and the mixture concentrated *in vacuo* to an off-white foam. The material could be further purified by dissolving in a minimum of warm ethanol

and precipitating the product with ether to yield a white hygroscopic solid (220mg) as the dihydrate.

The following compounds were prepared by analagous methods:

Example No.	Compound Name	Mpt./°C
2	2-Amino-6-(1-imino-2-methoxyethylamino)-4,4-dioxo-4-thiahexanoic acid dihydrobromide dihydrate prepared from Intermediates A and 2B. NMR (D <sub>2</sub> O) δ 3.48 (3H,s), 3.77-4.14 (6H,m), 4.39 (2H,s), 4.53 (1H,d).	Glassy resin
3	2-Amino-6-(2-acetoxy-1-iminoethylamino)-4,4-dioxo-4-thiahexanoic acid dihydrobromide prepared from Intermediates A and 3B	

#### Example 4

Preparation of 2-Amino-6-(2-benzyloxy-1-iminoethylamino)-4,4-dioxo-4-thiahexanoic acid 1.67 hydrochloride 0.33 hydrobromide

t-Butyl-6-(2-benzyloxy-1-iminoethylamino)2-t-butoxycarbonylamino-4,4-dioxo-4-thiahexanoate hydrobromide (0.97g) (prepared by a method analagous to that described in Example 1A from Intermediates A and 3B) was stirred in 4M HCl/dioxane (12ml) at room temperature for 6 hours. The solvent was evaporated and the residual gum triturated with dry ether (20ml). A white solid slowly formed on standing. The ether was decanted off and the very hygroscopic solid washed with fresh ether and dried in vacuo with warming to 65°C.

The following compound was prepared by an analogous method:

Example No.	Compound Name	Mpt./°C
5	2-Amino-6-(2-methylthio-1-iminoethylamino)-4,4-dioxo-4-thiahexanoic acid prepared from Intermediates A and 5B	

#### Example 6

Preparation of 2-Amino-6-(2-hydroxy-1-iminoethylamino)-4,4-dioxo-4-thiahexanoic acid 1.67 hydrochloride 0.33 hydrobromide

Example 4 (350mg, 0.81mmol) in a mixture of ethanol (15ml) and water (5ml) was hydrogenated at room temperature and atmospheric pressure over 5% palladium on carbon (Degussa type E101 NO/W, 80mg) for 18 hours. The catalyst was filtered off and washed with water. The hydrogenation was then repeated using fresh catalyst (100mg), for a further 18 hours. The catalyst was filtered off and washed with water, and the solvents evaporated. The residual gum was triturated with a small quantity of ethanol, resulting in the slow formation of a pale yellow solid. The ethanol was removed, and the very hygroscopic solid dried in vacuo at room temperature. Yield 240mg.

#### Example 7

#### Preparation of 2-Amino-6-(1-iminoethylamino)-4,4-dioxo-4-thiahexanoic acid

#### Method A

##### (a) S-[2-(1-Iminoethyl amino) ethyl] cysteine

S-(2-aminoethyl)cysteine hydrobromide (12.25g, 50mmol) was dissolved in warm water (50 ml) and treated with basic copper carbonate (5.85g). The solution was cooled, and filtered through Hyflo, and the residue was washed with water.

The blue solution of the copper protected cysteine derivative was stirred and cooled to 10°C. The pH was adjusted to 10 to 11 by the addition of 2N sodium hydroxide during which ethylacetimidate hydrochloride (9.375g, 75mmol) was added portionwise. The temperature was allowed to rise to room temperature and the solution adjusted to a pH of 3 by the addition of 2N hydrochloric acid. The solution was applied to a Dowex AG50WX8 column (100ml bed volume), washed with water, and eluted with 0.2N Ammonia solution. The ninhydrin positive fractions were collected and the ammonia solution removed by evaporation in vacuo. The remaining solution was adjusted to pH 4 by the addition of 2N Hydrochloric acid. The solution was evaporated to dryness on a rotary evaporator to give 3g of S-[2-(1-Iminoethylamino)ethyl]cysteine hydrochloride which was dried in a vacuum dessicator.

##### (b) 2-Amino-6-(1-iminoethylamino)-4,4-dioxo-4-thiahexanoic acid

A solution of S-[2-(1-iminoethylamino)ethyl]cysteine (3.25g, 10mmol) in 1M perchloric acid (20ml) was treated with 30% hydrogen peroxide solution (6.8ml, 60mmol) and 0.5M ammonium molybdate (1ml). The temperature of the resulting



reaction was maintained at 30°C by water cooling. The reaction mixture was stirred at 25°C for 2 hours, after which time it was put on an AG 1X8 (acetate) ion exchange column (50ml, 60mmol). The amino acid was eluted from the column with water and the solvent was evaporated from the ninhydrin positive fractions to yield an oil. The oil was treated with ethanol and reevaporated *in vacuo*. The residual oil (approximately 4g) was purified by flash column chromatography using methanol/ammonia (9:1) as the eluant to yield 0.8g 2-Amino-6-(1-iminoethylamino)-4,4-dioxo-4-thiahexanoic acid.

### Method B

(a) S-(2-benzyloxycarbonylaminoethyl)cysteine sulphate

Liquid ammonia (6L) was stirred in the reactor and L-cystine (300g, 1.25mol) was added carefully. The reaction mixture was stirred for 1 hour. Sodium (115g, 5mol) was added a piece at a time over 2 hours. A grey solution was formed. 2-(benzyloxycarbonylamino)ethane phenyl sulphonate (836g, 2.5mol) was added portionwise over 15 mins. The reaction mixture was stirred with ammonia under reflux overnight. The ammonia was allowed to evaporate off by switching off the circulation. The reaction was left overnight, then 9 litres of water was added, and the reaction warmed to 40°C while stirring. The reaction mixture was cooled to room temperature and filtered. The filtrate was neutralised with dilute sulphuric acid. A white/yellow solid was removed by filtration and dried in a vacuum oven at 80°C. 715g of the title compound was obtained. Mpt. = 220-221.5°C

(b) S-(2-benzyloxycarbonyl-amino ethyl)-N-butyloxycarbonylcysteine

Butyloxycarbonyl anhydride (24g, 0.11mol) was added in 3 portions over 1½ hours to a stirred and ice cooled suspension of finely ground S-(2-benzyloxycarbonylamino ethyl)cysteine sulphate (39.5g, 0.1mol) in dioxane (400ml) and water (200ml) adjusting the pH to 9.5 with the addition of approximately 200ml 1M sodium hydroxide. The dioxane was removed *in vacuo* and ethyl acetate added to the aqueous solution. The aqueous layer was adjusted to pH 2.8 by the addition of aqueous sulphuric acid and filtered. The filtrate was extracted with ethyl acetate. The ethyl acetate extracts were combined, washed with water and brine, dried over sodium sulphate and filtered. The solvent was evaporated *in vacuo* to give 42.95g of the title compound.

(c) S-(2-benzyloxycarbonylamino)-N-butyloxycarbonylcysteine tert-butyl ester

A solution of S-(2-benzyloxycarbonyl-aminoethyl)-N-butyloxycarbonyl cysteine (3.98g, 10mmol) in dry benzene (15ml) as heated to reflux and a little benzene distilled off to remove last traces of moisture. To the above solution at reflux was added dropwise over 20 minutes N,N-dimethylformamide di-tert butyl acetal (8.2g, 40mmol). The reaction mixture was then heated under reflux for 30 minutes until no further change was observed by tlc. The reaction mixture was cooled to room temperature, treated with water (15ml) and stirred. The phases were separated out and the organic layer washed with 10% KHCO<sub>3</sub> (3x10ml) and brine (2x10ml). The aqueous phases were washed with fresh ether-benzene (1:1) (2x15ml) and the 4combined extracts dried over Na<sub>2</sub>SO<sub>4</sub>, treated with charcoal, filtered and evaporated to dryness to give a pale tan oil. The crude material was purified by flash chromatography over SiO<sub>2</sub> using 65% cyclohexane-ethyl acetate as the eluant. 2.56g of the title product was obtained as an almost colourless oil.

(d) 2-(butyloxycarbonylamino)-6-(benzyloxycarbonylamino)-4,4-dioxo-4-thiahexanoic acid tert-butyl ester

To S-(2-benzyloxycarbonylamino)-N-butyloxycarbonylcysteine tert-butyl ester (454mg, 1.0mmol) in methanol (5ml) at 0°C was added dropwise a solution of "Oxone" (925mg, 3.0mmol) in water (5ml) over 10 minutes. Throughout the addition, an exotherm was observed and the temperature was kept below 2°C with external ice cooling. The reaction mixture was stirred at 0°C for 4 hrs and then the allowed to warm to 15°C over 10 hrs. Due to the reaction mixture being very viscous, additional aliquots of methanol (4ml) and water (2ml) were added to facilitate stirring. A further portion of "Oxone" (308mg, 1.0mmol) in water (1.5ml) was added and the mixture stirred for a further 14 hrs. at room temperature. The reaction mixture was then treated with ether (3x25ml) and the ethereal solution run off from the solid residue each time. The combined ethereal extracts were dried over Na<sub>2</sub>SO<sub>4</sub>, filtered and evaporated to dryness to give 0.428g of the title compound as a colourless oil that rapidly solidified to a white solid. Mpt.=116-118°C.

(e) 2-(butyloxycarbonylamino)-6-amino-4,4-dioxo-4-thiahexanoic acid tert-butyl ester

To a solution of 2-(butyloxycarbonylamino)-6-(benzyloxycarbonylamino)-4,4-dioxo-4-thiahexanoic acid tert-butyl ester (200mg) in methanol (5ml) was added Pd/C (50%) (Degussa type) (200mg) and the mixture hydrogenated at room temperature

until no further change was observed. The reaction mixture was then filtered through a pad of Hyflo and the residue washed with fresh methanol (2x2ml). The combined filtrates were evaporated to dryness to give 119mg of the title compound as an almost colourless glass.

(f) 2-(butyloxycarbonylamino)-6-(1-iminoethylamino)-4,4-dioxo-4-thiahexanoic acid tert-butyl ester hydrochloride

To a solution of 2-(butyloxycarbonylamino)-6-amino-4,4-dioxo-4-thiahexanoic acid tert-butyl ester (340mg) in methanol (10ml) was added portionwise Intermediate C (202mg). After stirring at 0°C for 30 minutes, the reaction mixture was allowed to warm to room temperature and then evaporated to dryness. The oily residue was treated with water (2ml) and extracted with ether (4x4ml) to remove the benzyl mercaptan. The organic extracts were washed with fresh water (2ml) and the combined extracts evaporated in vacuo at 40°C to give 396mg of the title compound as a colourless glass.

(g) 2-Amino-6-(1-iminoethylamino)-4,4-dioxo-4-thiahexanoic acid dihydrochloride

To a solution of 2-(butyloxycarbonylamino)-6-(1-iminoethylamino)-4,4-dioxo-4-thiahexanoic acid tert-butyl ester hydrochloride (300mg) in dioxane (15ml) was added 4N HCl/dioxane (10ml) and the mixture allowed to stand at room temperature for 24 hrs. The reaction mixture was then evaporated to dryness and the semi-solid residue treated with water (2ml) and evaporated to give a colourless glass. The crude product was purified by flash chromatography on SiO<sub>2</sub> using CH<sub>3</sub>CN : CH<sub>3</sub>CO<sub>2</sub>H : H<sub>2</sub>O (5:2:2) as the eluant to give 172.5mg of the title compound.

Example 8

Preparation of 2-Amino-6-(1-iminoethylamino)-4-oxo-4-thiahexanoic acid

Method A

(a) S-[2-(Iminoethylamino) ethyl] cysteine

S-[2-(Iminoethylamino)ethyl] cysteine (3g, 0.0113 mol) was prepared according to the method described in Example 7, method A, step (a) above.

(b) 2-Amino-6-(1-iminoethylamino)-4-oxo-4-thiahexanoic acid

A solution of S-[2-(Iminoethylamino)ethyl]cysteine (3g, 0.0113 mol) in 1M Hydrochloric acid (30ml) was stirred, and then treated with 30% Hydrogen peroxide solution (1.5ml 11.6mmol). The reaction mixture was left overnight, after which time the reaction was shown to be complete by thin layer chromatography. The reaction mixture was put on an AG50WX8 column, washed with water and eluted with 0.5M ammonia solution. The ninhydrin positive fractions were collected and the solvent evaporated in vacuo. The crude product was purified by flash column chromatography using methanol/ammonia (9:1) as the eluant to yield 200mg of 2-Amino-6-(1-iminoethylamino)-4-oxo-4-thiahexanoic acid.

Method B

(a) 2-(butyloxycarbonylamino)-6-(benzyloxycarbonylamino)-4-oxo-4-thiahexanoic acid tert-butyl ester

To a solution of S-(2-benzyloxycarbonylamino)-N-butyloxycarbonylcysteine tert-butyl ester (454mg, 1.0mmol), (prepared as described in Example 7, Method B, steps (a) to (c)), in dichloromethylene (25ml) at -2°C was added m-chloroperbenzoic acid (426mg @ 85%  $\approx$  2.10mmol). A slight exotherm was observed, raising the temperature to +2°C. The reaction mixture was then stirred at 0°C for 1½ hrs. After 1 hr the reaction was essentially complete. The reaction mixture was then extracted with 5% KHCO<sub>3</sub> (3x25ml) and the organic layer dried over Na<sub>2</sub>SO<sub>4</sub>, filtered and evaporated to dryness to give a very pale tan oil. The crude compound was purified by flash chromatography on SiO<sub>2</sub> using 1.25% MeOH-EtOAc as the eluant to give 395g of the title compound.

(b) 2-(butyloxycarbonylamino)-6-(benzyloxycarbonylamino)-4,4-dioxo-4-thiahexanoic acid tert-butyl ester

The title compound was prepared by an analogous method to that described in Example 7, Method B, steps (e) to (g).

Example 9

Biological Activity

The inhibition of purified human NO synthases was determined following preparation of human nNOS (Furfin et al. (1993) *Biochem.* **32**, 8512-8517), iNOS (Sherman et al. (1993) *Biochem.* **32**, 11600-11605) and eNOS (Garvey et al. (1994) *Arch. Bioch. Biophys.*, in press) as described. Their activity was monitored by the conversion of [ $^{14}$ C]-L-arginine to citrulline as described by Schmidt et al. ((1991) *Proc. Natl. Acad. Sci. USA* **88**, 365-369) in reaction mixtures (100 $\mu$ l) containing 50mM HEPES pH 7.0, 8 $\mu$ M tetrahydrobiopterin, 1mM NADPH and 0.5 $\mu$ M [ $^{14}$ C]-L-arginine (30,000 cpm) at 30°C. The results are shown in Table 1 below.

Table 1: Inhibition of Purified Human NOS Isoenzymes

Example No	Purified Human Enzyme $K_i$ ( $\mu$ M)			Selectivity for iNOS vs. eNOS [relative to LNMMA]
	iNOS	eNOS	nNOS	
1	1.9	23	2.6	12 [33]
7	2.9*	79	18	27 [73]
8	9.1	100	68	11 [30]

\* This inhibition was strongly time dependant on iNOS; a  $K_d$  value of 0.1 $\mu$ M was determined suggesting an iNOS vs eNOS selectivity of 790 [ $>2000$ -fold greater than L-NMMA]

Inhibition of recombinant human iNOS was determined following expression in a baculovirus/insect cell system (Charles *et al* (1994) In : *The Biology of Nitric Oxide* 4, Moncada S., Feelisch M., Busse R. and Higgs E.A., eds., Portland Press, London, pp 316-320), assaying the insect cytosol for NO synthase in a microtitre plate assay based on the spectrophotometric assay described previously (Knowles *et al* (1990) *Biochem. Biophys. Res. Commun.* **172**, 1042-1048). The assay was conducted at 37°C in reaction mixtures containing HEPES (100mM), DTT (0.1mM), tetrahydrobiopterin (5 $\mu$ M), NADPH (100 $\mu$ M), haemoglobin (5 $\mu$ M), L-arginine (30 $\mu$ M) and inhibitor (0-300 $\mu$ M), measuring the absorbance change at 405-420nm, and determining the steady-state inhibition between 15 and 30 minutes incubation. The results are shown in Table 2 below.

The inhibition of eNOS and iNOS *in situ* in rat aortic rings was assessed by measuring the increases in ring tension caused by NO synthase inhibition. For studies of basal tone (reflecting eNOS), rings of thoracic aorta with intact endothelium were prepared as described previously (Rees *et al.* (1989) *Br. J. Pharmacol.* **96**, 418-424) and cumulative

concentration curves obtained for the inhibitors in the presence of a threshold concentration of phenylephrine ( $ED_{10} \approx 10$  nM). For studies of induced smooth muscle tone (reflecting iNOS), endothelium-denuded rings were exposed to LPS (0.1  $\mu$ g/ml from *S. typhosa*) in the presence of phenylephrine at approximately  $ED_{90}$  for 6 h as described previously (Rees et al. (1990) *Biochem. Biophys. Res. Commun.* **173**, 541-547). During this time a progressive loss of tone occurred because of iNOS induction. Cumulative concentration curves were then obtained for the inhibitors. The results are shown in Table 2 below.

Example No.	IC <sub>50</sub> ( $\mu$ M)			Selectivity for iNOS
	Recombinant Human iNOS	iNOS in rat aortic rings	eNOS in rat aortic rings	
1	5.5 $\pm$ 0.55 (3)	1.7 $\pm$ 0.7 (3)	>>300(3) (8% inhibition at 300 $\mu$ M)	>>200-fold
2	30 $\pm$ 3(3)	33 $\pm$ 13(3)	>300(2) (26% inhibition at 300 $\mu$ M)	>10-fold
3	>300(3)	-	-	-
4	>300(3)	-	-	-
5	95 $\pm$ 3(3)	-	-	-
6	>300(3)	-	-	-
7	14 $\pm$ 0.6 (3)	1.5 $\pm$ 0.3 (6)	101 $\pm$ 21 (6)	67-fold
8	-	2.7 $\pm$ 0.2 (3)	300 (2) (42% inhibition at 300 $\mu$ M)	>100 fold

The NO synthase efficacy and selectivity data are mean  $\pm$  SEM from (n) experiments, or are mean  $\pm$  SD if no brackets follows, from a single experiment.

The inhibition of eNOS and iNOS *in vivo* was assessed by the effects of inhibitors on blood pressure in either normal (eNOS) or endotoxin shocked (iNOS) conscious mice. Female CD-1 mice (25-35g) were anaesthetised briefly with isoflurane (2%). Cannula lines were implanted in the femoral vein, tunnelled subcutaneously to exit at the top of the back and connected to a swivel tether system for continuous monitoring of blood pressure and for inhibitor administration respectively. Following recovery from surgery, animals with mean blood pressures in the normal range (90-110 mm Hg) were used to obtain cumulative concentration curves for inhibitors on blood pressure either without further treatment

("normal mice") or 7 h after administration of lipopolysaccharide (12.5 mg/kg of LPS from *E. coli* 026:B6 intravenously over 30 s) to induce shock ("shocked mice"). In normal mice Example 7 had no effect on blood pressure over the dose range 1-1000mg/kg. However in shocked mice Example 7 was able to restore fully the blood pressure to the normal range.

5

The effects of Example 7 on endotoxin induced vascular leakage were assessed in rats as described by Laszlo et al ((1994) Brit. J. Pharmacol. 111 1309-1315). Example 7, at doses up to 5mg/kg, when administered concurrently with endotoxin did not cause aggravation of the endotoxin-induced plasma leakage, unlike non-selective inhibitors such as L-NMMA.

10

However, Example 7 did abolish the iNOS-dependent delayed plasma leakage, with an ED<sub>50</sub> of 1mg/kg.

15

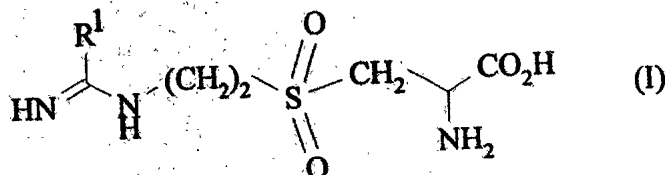
Throughout this specification and the claims which follow, unless the context requires otherwise, the word "comprise", and variations such as "comprises" and "comprising", will be understood to imply the inclusion of a stated integer or group of integers or steps but not the exclusion of any other integer or group of integers or steps.

5  
10  
15  
20



**THE CLAIMS DEFINING THE INVENTION ARE AS FOLLOWS:**

1. A compound of formula (I)



wherein  $\text{R}^1$  is methyl or fluoromethyl  
or a salt, ester, amide or physiologically acceptable prodrug thereof.

2. A compound of formula (I) according to Claim 1 wherein the compound is selected from

2-Amino-6-(1-iminoethylamino)-4,4-dioxo-4-thiahexanoic acid; and

2-Amino-6-(1-imino-2-fluoroethylamino)-4,4-dioxo-4-thiahexanoic acid

or a salt, ester, amide or physiologically acceptable prodrug thereof.

3. 2-Amino-6-(1-iminoethylamino)-4,4-dioxo-4-thiahexanoic acid.

4. (R)-2-Amino-6-(1-iminoethylamino)-4,4-dioxo-4-thiahexanoic acid.

5. A method for the treatment of a condition where there is an advantage in inhibiting nitric oxide production from arginine by the action of NO synthase, including the step of administering an effective amount of a compound of formula (I) as defined in any of claims 1 to 4 or a salt, ester, amide or physiologically acceptable prodrug thereof.

6. A pharmaceutical formulation comprising a compound of formula (I) according to any one of claims 1 to 4 or a salt, ester, amide or physiologically acceptable prodrug thereof, together with one or more pharmaceutically acceptable carriers therefor and optionally one or more

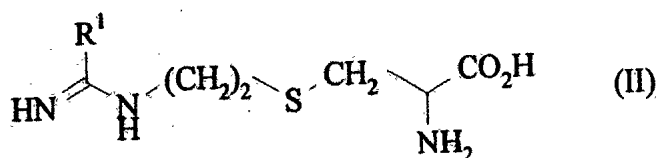




other therapeutic ingredients.

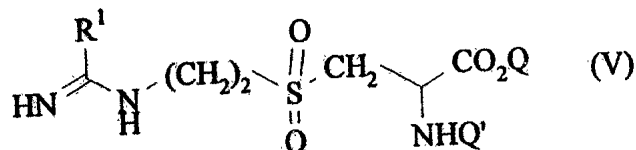
7. A process for the preparation of a compound of formula (I) as defined in any of claims 1 to 4 or a salt, ester, amide or physiologically acceptable prodrug thereof which comprises:

- (a) oxidation of a compound of the formula (II):



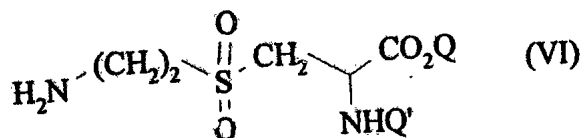
wherein  $\text{R}^1$  is as hereinbefore defined; or

- (b) the deprotection of a compound of formula (V)



wherein  $\text{R}^1$ , is as hereinbefore defined, Q is hydrogen or a carboxyl protecting group and Q' is a protecting group, optionally followed by conversion into another compound of formula (I).

8. An intermediate of formula (VI)



or a protected derivative thereof, wherein Q and Q' are as hereinbefore defined.

9. A method for the treatment of a condition where there is an advantage in inhibiting NO production from L-arginine by the action of NO synthase comprising administering to a mammal in need thereof a pharmaceutically





# INTERNATIONAL SEARCH REPORT

International Application No  
PCT/GB 95/01378

**A. CLASSIFICATION OF SUBJECT MATTER**  
IPC 6 C07C317/48 C07C317/50 C07C317/02 C07C327/58 A61K31/195

According to International Patent Classification (IPC) or to both national classification and IPC

**B. FIELDS SEARCHED**

Minimum documentation searched (classification system followed by classification symbols)  
IPC 6 C07C A61K

Documentation searched other than minimum documentation to the extent that such documents are included in the fields searched

Electronic data base consulted during the international search (name of data base and, where practical, search terms used)

**C. DOCUMENTS CONSIDERED TO BE RELEVANT**

Category*	Citation of document, with indication, where appropriate, of the relevant passages	Relevant to claim No.
X	WO-A-93 13055 (THE WELLCOME FOUNDATION LIMITED) 8 July 1993 cited in the application see claims 1,2,10,11 ---	1,6-8, 12,14
X	EP-A-0 200 051 (HOECHST AG) 10 December 1986 see page 2 ---	10
X	DE-A-43 10 202 (CIBA-GEIGY) 7 October 1993 see abstract ---	10
X	DE-C-830 640 (MAY & BAKER LIMITED) 3 January 1952 see claim 1 ---	10
	-/--	

Further documents are listed in the continuation of box C.

Patent family members are listed in annex.

\* Special categories of cited documents:

- "A" document defining the general state of the art which is not considered to be of particular relevance
- "E" earlier document but published on or after the international filing date
- "L" document which may throw doubts on priority claim(s) or which is cited to establish the publication date of another citation or other special reason (as specified)
- "O" document referring to an oral disclosure, use, exhibition or other means
- "P" document published prior to the international filing date but later than the priority date claimed

- "T" later document published after the international filing date or priority date and not in conflict with the application but cited to understand the principle or theory underlying the invention
- "X" document of particular relevance; the claimed invention cannot be considered novel or cannot be considered to involve an inventive step when the document is taken alone
- "Y" document of particular relevance; the claimed invention cannot be considered to involve an inventive step when the document is combined with one or more other such documents, such combination being obvious to a person skilled in the art.
- "A" document member of the same patent family

Date of the actual completion of the international search

7 September 1995

Date of mailing of the international search report

- 3. 10. 95

Name and mailing address of the ISA  
European Patent Office, P.B. 2818 Patentlaan 2  
NL - 2280 HV Rijswijk  
Tel. (+31-70) 340-2040, Tx. 31 651 490 nl,  
Fax (+31-70) 340-3016

Authorized officer

Rufet, J

# INTERNATIONAL SEARCH REPORT

Int. Application No  
PCT/GB 95/01378

**C.(Continuation) DOCUMENTS CONSIDERED TO BE RELEVANT**

Category *	Citation of document, with indication, where appropriate, of the relevant passages	Relevant to claim No.
X	'HOUBEN-WEYL " Methoden der organischen Chemie", Bd E5 ' 1985 , GEORG THIEME VERLAG , STUTTGART . NEW YORK * pages 931 , 1263 *	11
X	----- CHEMICAL ABSTRACTS, vol. 72, no. 13, 30 March 1970 Columbus, Ohio, US; abstract no. 67238p, HERMANN, PETER ET AL. 'Synthesis of some sulfur-containing amino acid analogs' page 438; column 1; see abstract & J. PRAKT. CHEM., vol. 311, no. 6, 1969 pages 1018-1028,	12
X	----- CHEMICAL ABSTRACTS, vol. 66, no. 21, 22 May 1967 Columbus, Ohio, US; abstract no. 91926h, DONALD T. ELMORE ET AL. 'Kinetics and mechanism of catalysis by proteolytic enzymes...' page 8590; column 1; see abstract & BIOCHEM J., vol. 102, 1967 pages 728-34,	12

**INTERNATIONAL SEARCH REPORT**

Information on patent family members

Int. Application No

PCT/GB 95/01378

Patent document cited in search report	Publication date	Patent family member(s)	Publication date
WO-A-9313055	08-07-93	AU-B- 3169293	28-07-93
		EP-A- 0618898	12-10-94
		JP-T- 7502512	16-03-95
EP-A-200051	05-11-86	DE-A- 3514450	23-10-86
		JP-A- 61249956	07-11-86
		US-A- 4727142	23-02-88
DE-A-4310202	07-10-93	NONE	
DE-C-830640		NONE	