



US00D609025S

(12) **United States Design Patent**  
**Barry**

(10) **Patent No.:** **US D609,025 S**

(45) **Date of Patent:** **\*\* \*Feb. 2, 2010**

(54) **CHAIR**

(76) Inventor: **Barbara Barry**, 9526 Pico Blvd., Los Angeles, CA (US) 90035

(\*\*) Term: **14 Years**

(21) Appl. No.: **29/286,616**

(22) Filed: **May 14, 2007**

**Related U.S. Application Data**

(63) Continuation of application No. 29/268,026, filed on Oct. 27, 2006, now abandoned, which is a continuation of application No. 29/226,250, filed on Feb. 9, 2005, now abandoned, which is a continuation of application No. 29/192,175, filed on Oct. 20, 2003, now abandoned.

(51) **LOC (9) Cl.** ..... **06-01**

(52) **U.S. Cl.** ..... **D6/369**

(58) **Field of Classification Search** ..... D6/334-336, D6/369, 370, 374, 375, 376, 379, 380, 500-502; 297/445.1, 446.1, 451.9, 452.64  
See application file for complete search history.

(56) **References Cited**

**U.S. PATENT DOCUMENTS**

D81,243 S *	5/1930	Jones	.....	D6/369
D265,535 S *	7/1982	Bergquist et al.	.....	D6/379
D278,870 S *	5/1985	Giorgetti	.....	D6/369
D340,590 S	10/1993	McGuire et al.		
D344,860 S	3/1994	McGuire		
D345,868 S	4/1994	McGuire et al.		
D352,623 S	11/1994	McGuire		
D356,224 S	3/1995	McGuire		
D357,366 S	4/1995	McGuire		
D358,499 S	5/1995	McGuire		
D380,095 S	6/1997	Diaz-Azcuy		
D380,105 S	6/1997	Diaz-Azcuy		
D380,307 S *	7/1997	Diaz-Azcuy	.....	D6/369
D380,308 S	7/1997	Diaz-Azcuy		
D380,309 S	7/1997	Diaz-Azcuy		
D380,310 S	7/1997	Diaz-Azcuy		

D380,311 S *	7/1997	Diaz-Azcuy	.....	D6/369
D380,312 S *	7/1997	Diaz-Azcuy	.....	D6/369
D386,912 S	12/1997	Diaz-Azcuy		
D390,031 S	2/1998	Diaz-Azcuy		
D395,174 S	6/1998	Diaz-Azcuy		

(Continued)

*Primary Examiner*—Mimosa De  
(74) *Attorney, Agent, or Firm*—Merchant & Gould PC

(57) **CLAIM**

The ornamental design for a chair, as shown and described.

**DESCRIPTION**

FIG. 1 is a perspective view of a first embodiment of a chair for the present invention;

FIG. 2 is a front elevational view thereof;

FIG. 3 is a rear elevational view thereof;

FIG. 4 is a left side elevational view thereof, the right side elevational view being the mirror image thereof;

FIG. 5 is a top plan view thereof;

FIG. 6 is a bottom plan view thereof;

FIG. 7 is a perspective view of a second embodiment of a chair for the present invention;

FIG. 8 is a front elevational view thereof;


FIG. 9 is a rear elevational view thereof;

FIG. 10 is a left side elevational view thereof, the right side elevational view being the mirror image thereof;

FIG. 11 is a top plan view thereof; and,

FIG. 12 is a bottom plan view thereof.

**1 Claim, 12 Drawing Sheets**



# US D609,025 S

Page 2

## U.S. PATENT DOCUMENTS

D411,693 S	6/1999	Navone	D439,427 S	3/2001	Vanderbyl	
D412,408 S	8/1999	Navone	D446,956 S *	8/2001	Black .....	D6/369
D413,448 S	9/1999	Navone	D450,944 S	11/2001	Shepard et al.	
D418,687 S	1/2000	Tihany	D451,295 S *	12/2001	Tseng .....	D6/369
D421,851 S	3/2000	Tihany	D454,009 S *	3/2002	Tseng .....	D6/376
D421,852 S	3/2000	Tihany	D460,872 S *	7/2002	Diaz-Azcuy .....	D6/369
D421,853 S	3/2000	Black	D461,065 S *	8/2002	Diaz-Azcuy .....	D6/369
D422,156 S	4/2000	Black	D461,969 S	8/2002	Diaz-Azcuy	
D422,422 S	4/2000	Black	6,491,345 B1	12/2002	Shepard	
D423,804 S	5/2000	Tihany	D468,923 S *	1/2003	O'Hare .....	D6/379
D424,825 S	5/2000	Tihany	D477,720 S	7/2003	Diaz-Azcuy	
D427,795 S	7/2000	Tihany	D492,495 S *	7/2004	Barile et al. ....	D6/369
D439,068 S	3/2001	Vanderbyl	D498,366 S *	11/2004	Barile et al. ....	D6/369
			D598,667 S *	8/2009	Kubryk .....	D6/369

\* cited by examiner

FIG. 1




FIG. 2




FIG. 3




FIG. 4




FIG. 5




FIG. 6

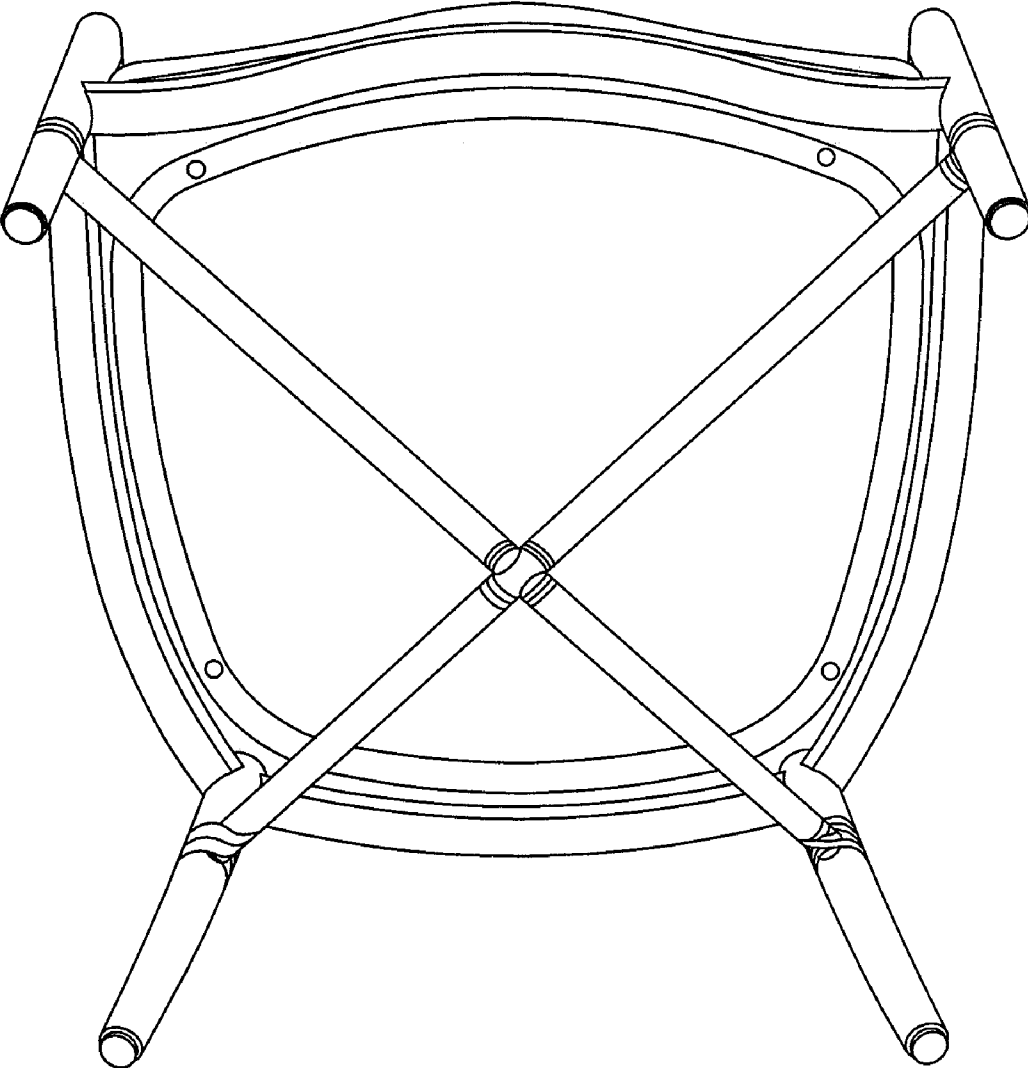




FIG. 7

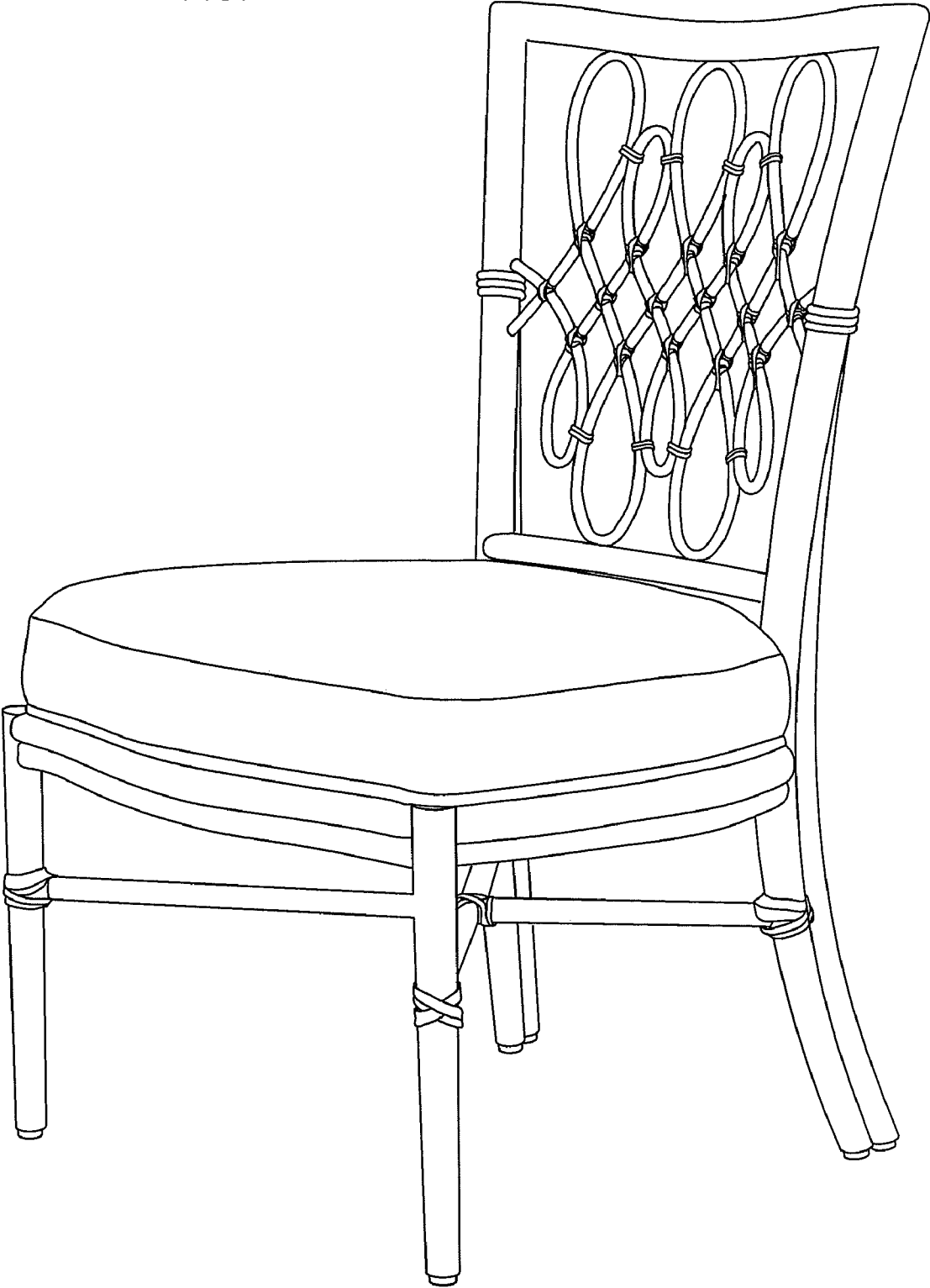


FIG. 8




FIG. 9




FIG. 10

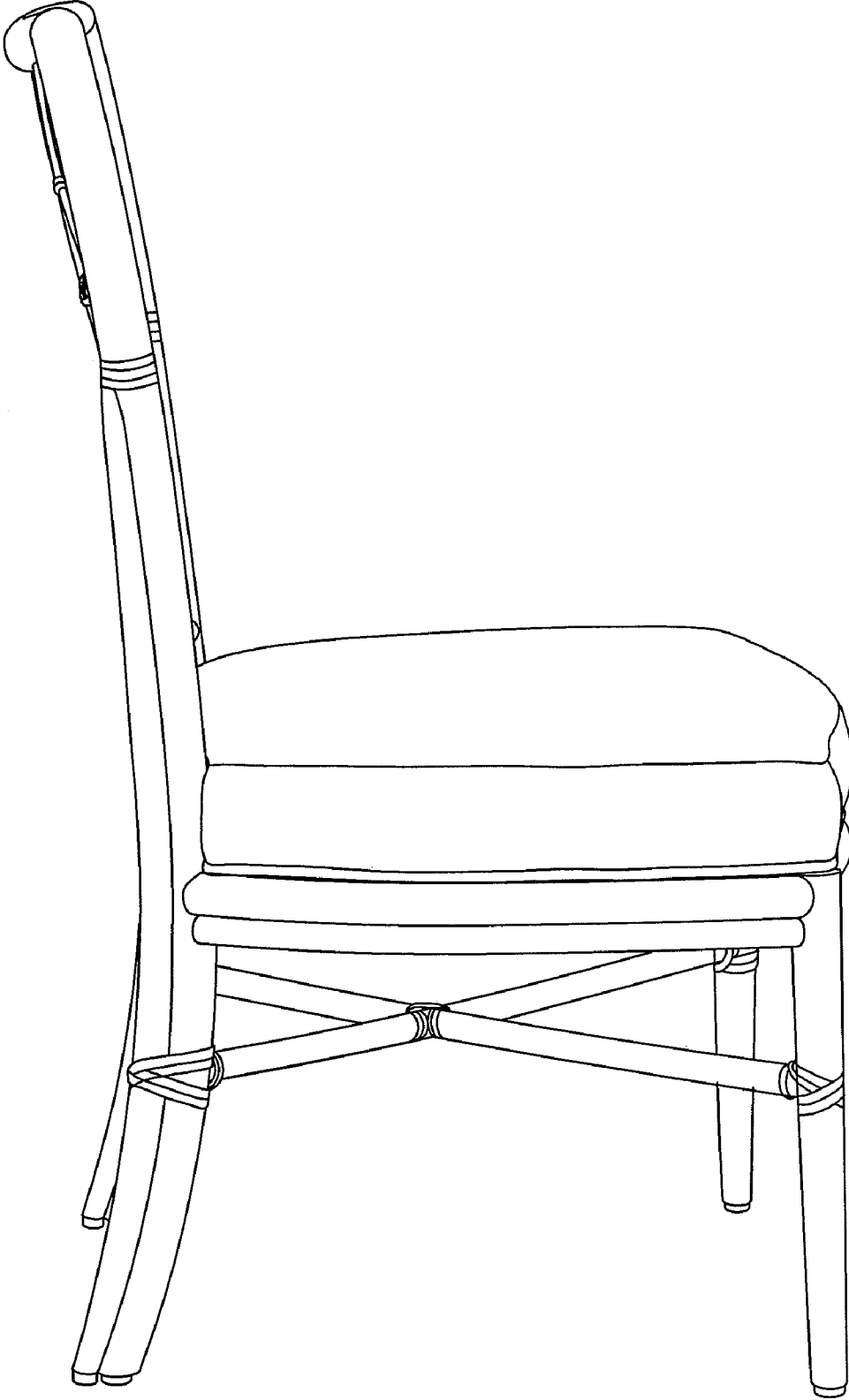


FIG. 11

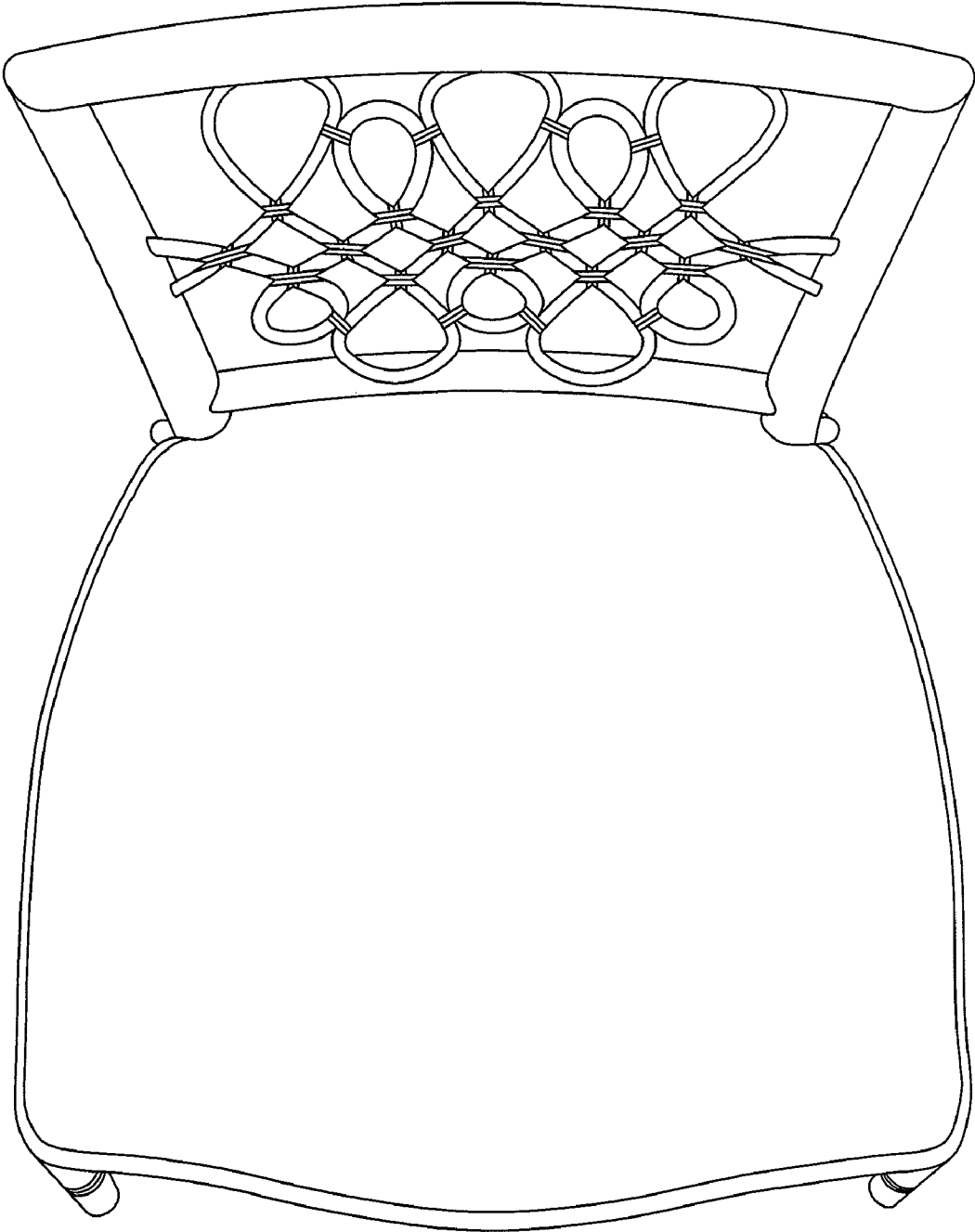
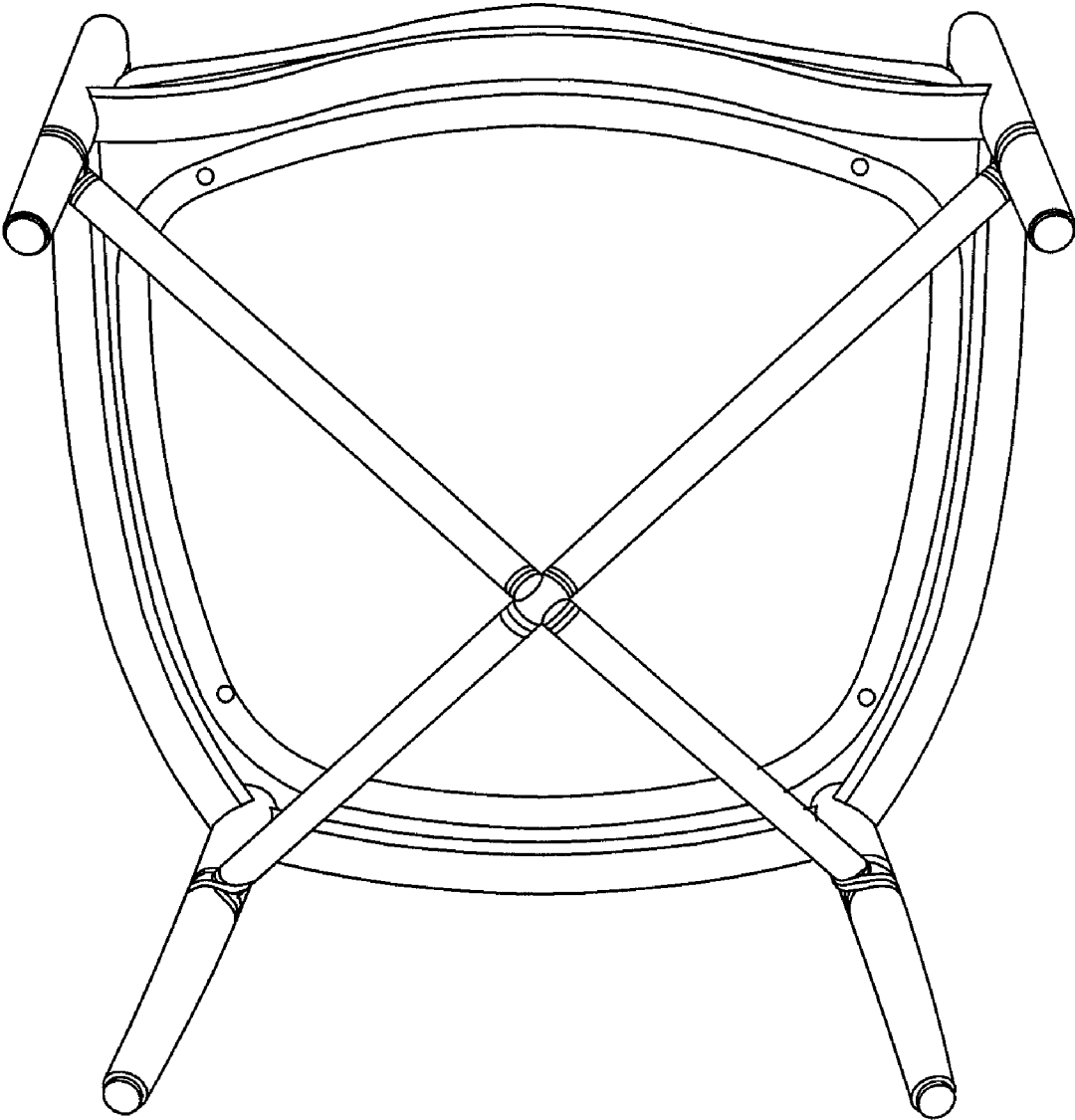


FIG. 12



UNITED STATES PATENT AND TRADEMARK OFFICE  
**CERTIFICATE OF CORRECTION**


PATENT NO. : D609,025 S  
APPLICATION NO. : 29/286616  
DATED : February 2, 2010  
INVENTOR(S) : Barry

Page 1 of 1

It is certified that error appears in the above-identified patent and that said Letters Patent is hereby corrected as shown below:

Front page, (63) Related U.S. Application Data: after the words "Oct. 27, 2006, now abandoned," insert --which is a continuation of application No. 29/255,905, filed on Jan. 3, 2006, now abandoned,--

Signed and Sealed this  
Eleventh Day of January, 2011

A handwritten signature in black ink that reads "David J. Kappos". The signature is written in a cursive, slightly slanted style.

David J. Kappos  
*Director of the United States Patent and Trademark Office*