



US00D822297S

(12) **United States Design Patent**
Ha et al.

(10) **Patent No.:** **US D822,297 S**
(45) **Date of Patent:** **** Jul. 3, 2018**

(54) **DOOR FOR WASHING MACHINE**

(71) Applicant: **LG ELECTRONICS INC.**, Seoul (KR)

(72) Inventors: **Youngsoo Ha**, Seoul (KR); **Taewoo Yoo**, Seoul (KR); **Eunyoung Chee**, Seoul (KR); **Jeaseok Seong**, Seoul (KR)

(73) Assignee: **LG ELECTRONICS INC.**, Seoul (KR)

(**) Term: **15 Years**

(21) Appl. No.: **35/502,564**

(22) Filed: **Sep. 6, 2016**

(80) **Hague Agreement Data**

Int. Filing Date: **Sep. 6, 2016**
Int. Reg. No.: **DM/092460**
Int. Reg. Date: **Sep. 6, 2016**
Int. Reg. Pub. Date: **Mar. 10, 2017**

(30) **Foreign Application Priority Data**

Mar. 16, 2016 (KR) 30-2016-0012182

(51) **LOC (11) Cl.** **15-05**

(52) **U.S. Cl.**
USPC **D32/25**

(58) **Field of Classification Search**
USPC D32/1, 5, 6, 8, 10, 25, 28
CPC D06F 3/02; D06F 2204/065; D06F 25/00;
D06F 35/006; D06F 37/28; D06F 39/14;
D06F 58/00; D06F 58/02; D06F 58/04;
D06F 58/20; D06F 23/04; G05B 19/042
See application file for complete search history.

(56) **References Cited**

U.S. PATENT DOCUMENTS

D506,045 S * 6/2005 No D32/25
D515,260 S * 2/2006 Ha D32/25

D517,262 S * 3/2006 Ha D32/25
D517,263 S * 3/2006 Ha D32/25
D544,157 S * 6/2007 Crookshanks D32/25
D592,367 S * 5/2009 Crookshanks D32/25
D688,429 S * 8/2013 Meda D32/25
D688,430 S * 8/2013 Meda D32/25
D690,479 S * 9/2013 Geyer D32/25
D698,508 S * 1/2014 Cho D32/25
D700,409 S * 2/2014 Takahashi D32/25
D713,610 S * 9/2014 Geyer D32/25
D730,602 S * 5/2015 Choi D32/25
D731,131 S * 6/2015 Ha D32/25
D732,767 S * 6/2015 Ha D32/25
D732,768 S * 6/2015 Choi D32/25
D749,806 S * 2/2016 Hwang D32/25
D758,681 S * 6/2016 Park D32/25
D758,682 S * 6/2016 Kim D32/25
D771,886 S * 11/2016 Hwang D32/25

(Continued)

Primary Examiner — Darlington Ly

(74) *Attorney, Agent, or Firm* — Birch, Stewart, Kolasch & Birch, LLP

(57) **CLAIM**

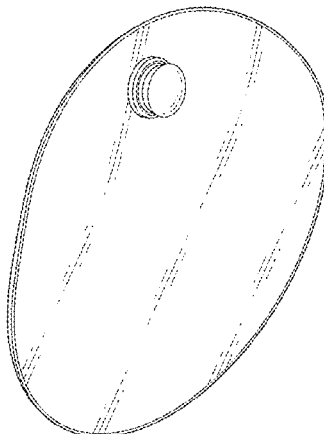
The ornamental design for a door for washing machine, as shown and described.

DESCRIPTION

1. Door for washing machine
1.1 is a top, front, and left side perspective view of a door for washing machine showing our new design;
1.2 is a front elevation view thereof;
1.3 is a rear elevation view thereof;
1.4 is a left side elevation view thereof;
1.5 is a right side elevation view thereof;
1.6 is a top plan view thereof; and
1.7 is a bottom plan view thereof.

The broken line in the reproductions illustrate portions of the door for washing machine that form no part of the claimed design.

1 Claim, 7 Drawing Sheets



(56)

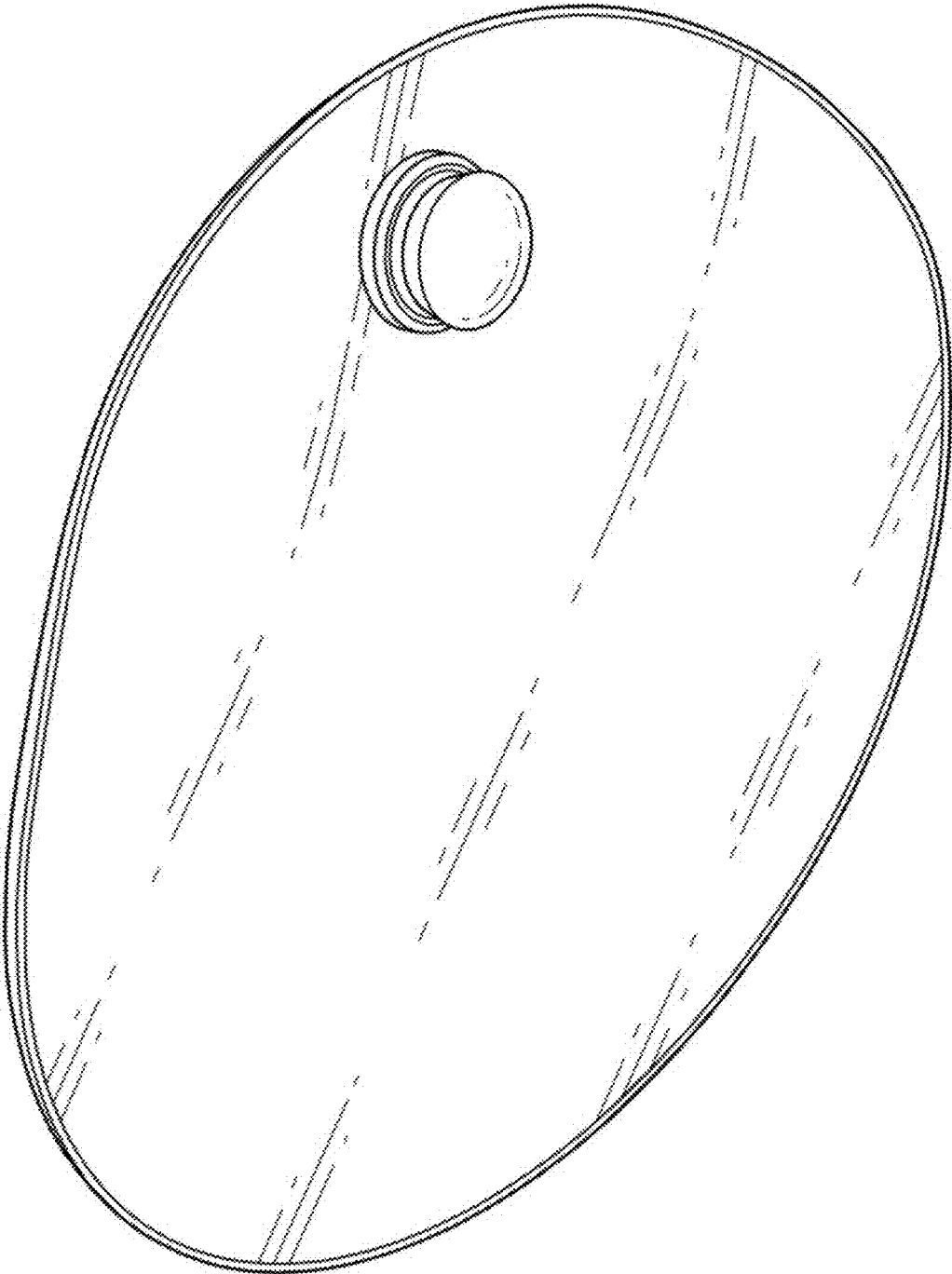
References Cited

U.S. PATENT DOCUMENTS


D772,503	S	*	11/2016	Yun	D32/25
D777,386	S	*	1/2017	Armstrong	D32/25
2003/0046964	A1	*	3/2003	Bollmann	D06F 37/28 68/139

* cited by examiner

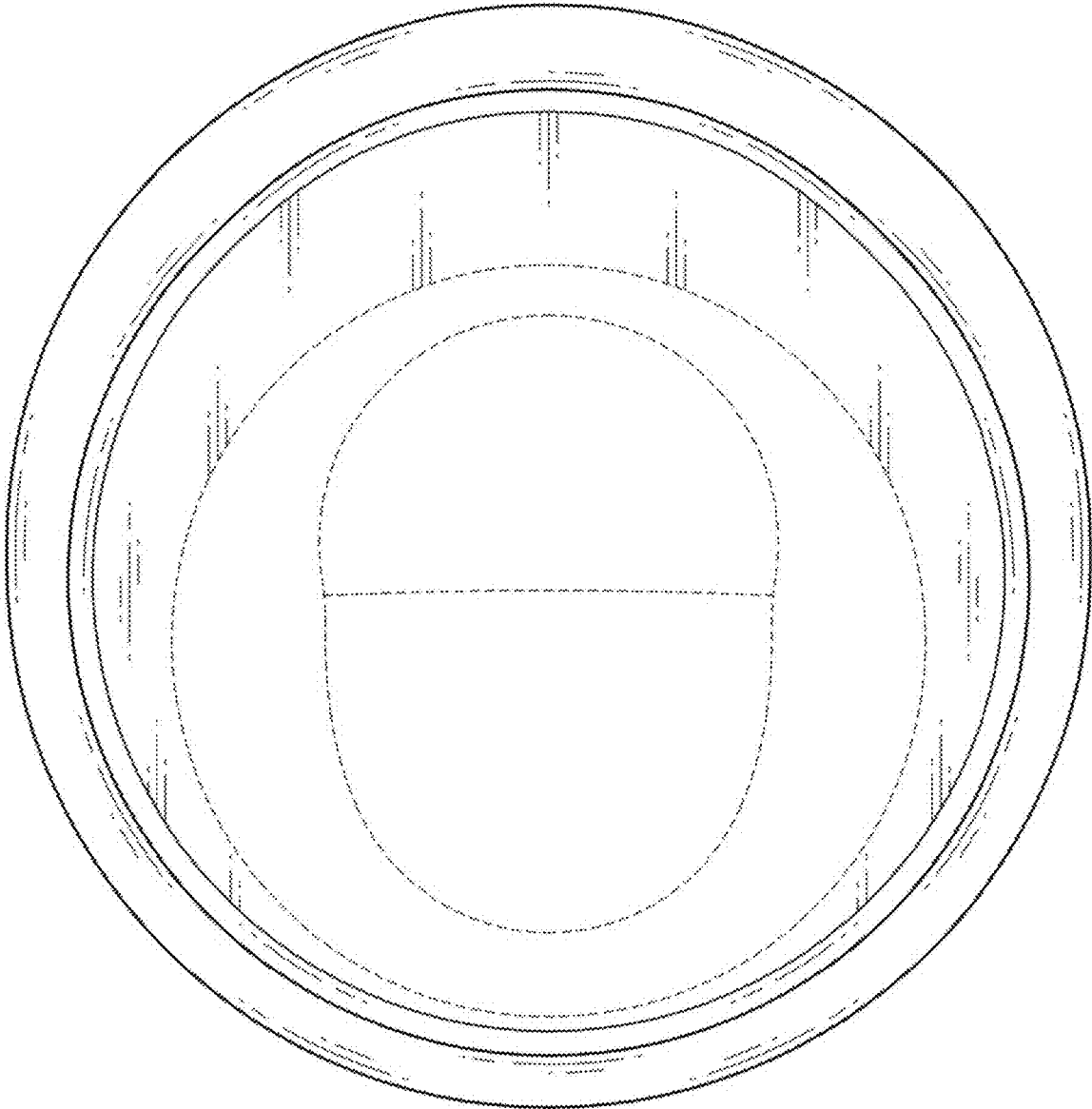
1.1



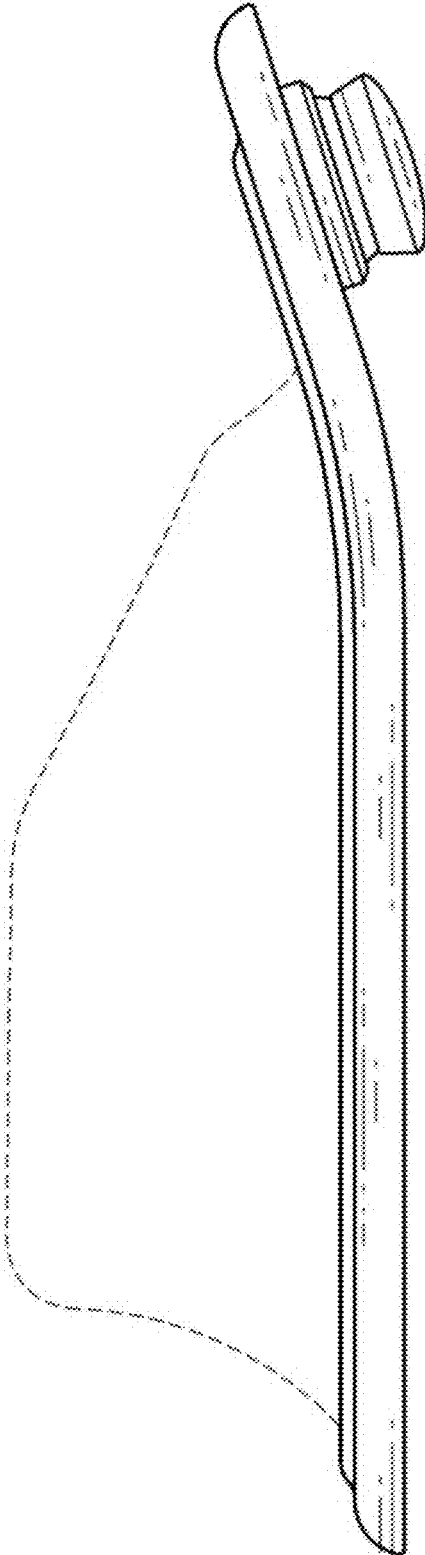
1.2



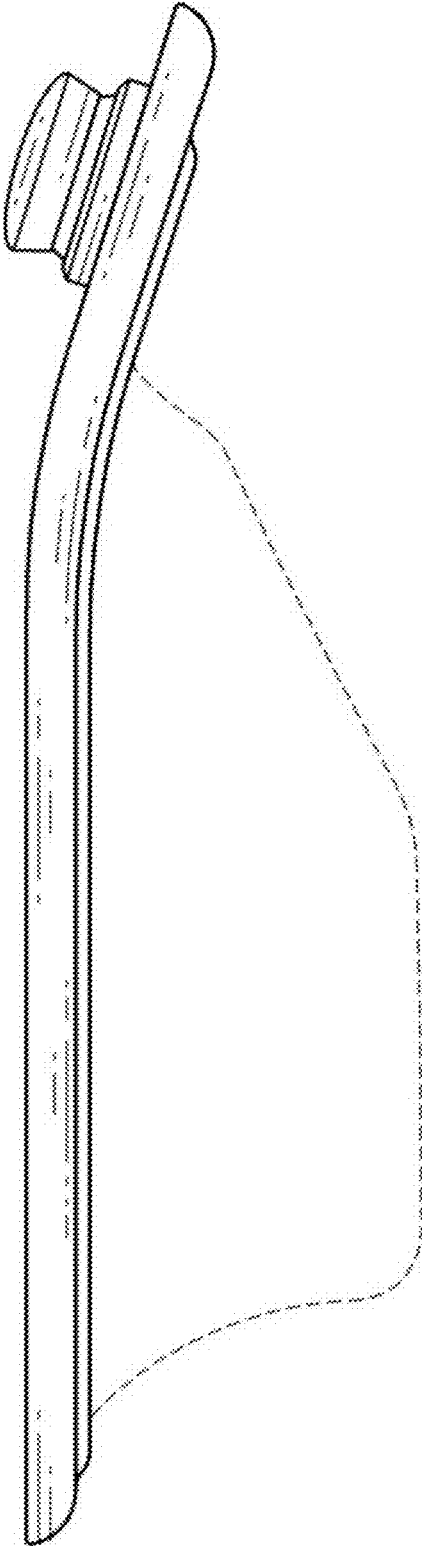
1.3



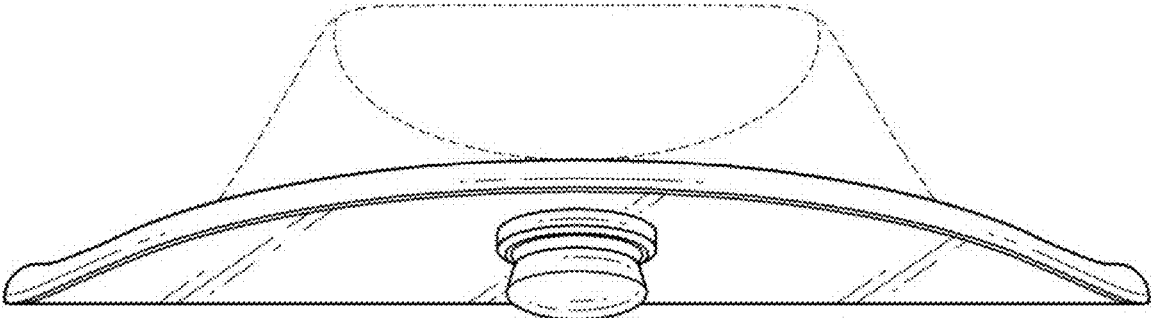
1.4



1.5



1.6



1.7

