



US00D597253S

(12) **United States Design Patent**
Eddinger et al.

(10) **Patent No.:** **US D597,253 S**

(45) **Date of Patent:** **** Jul. 28, 2009**

(54) **HAIR CLIPPER HOUSING MEMBER**

(75) Inventors: **Michael Eddinger**, Rock Falls, IL (US);
Jason M. Long, Fulton, IL (US);
Martin Edgeton, Morrison, IL (US);
Jon Freas, Sterling, IL (US)

(73) Assignee: **Wahl Clipper Corporation**, Sterling, IL (US)

(**) Term: **14 Years**

(21) Appl. No.: **29/331,620**

(22) Filed: **Jan. 29, 2009**

(51) **LOC (9) Cl.** **28-03**

(52) **U.S. Cl.** **D28/54**

(58) **Field of Classification Search** D28/44-54;
30/30, 32, 34.05, 34.1, 34.2, 41-51, 57-58,
30/346.5-346.61, 526-527, 532, 533, 537-540,
30/200-203, 210, 216

See application file for complete search history.

(56) **References Cited**

U.S. PATENT DOCUMENTS

D348,543 S * 7/1994 Melton D28/54
D435,936 S 1/2001 Long et al.

D497,452 S * 10/2004 Nielsen et al. D28/53
D500,392 S 12/2004 Buck, Jr. et al.
D534,689 S * 1/2007 Gross et al. D28/53
D568,542 S 5/2008 Long et al.
D571,504 S 6/2008 Long et al.
D577,865 S * 9/2008 Long et al. D28/54

* cited by examiner

Primary Examiner—Jennifer Rivard

(74) *Attorney, Agent, or Firm*—Greer, Burns & Crain, Ltd.

(57) **CLAIM**

The ornamental design for a hair clipper housing member, as shown and described.

DESCRIPTION

FIG. 1 is a top perspective view of the present hair clipper housing member;

FIG. 2 is a right side view of same;

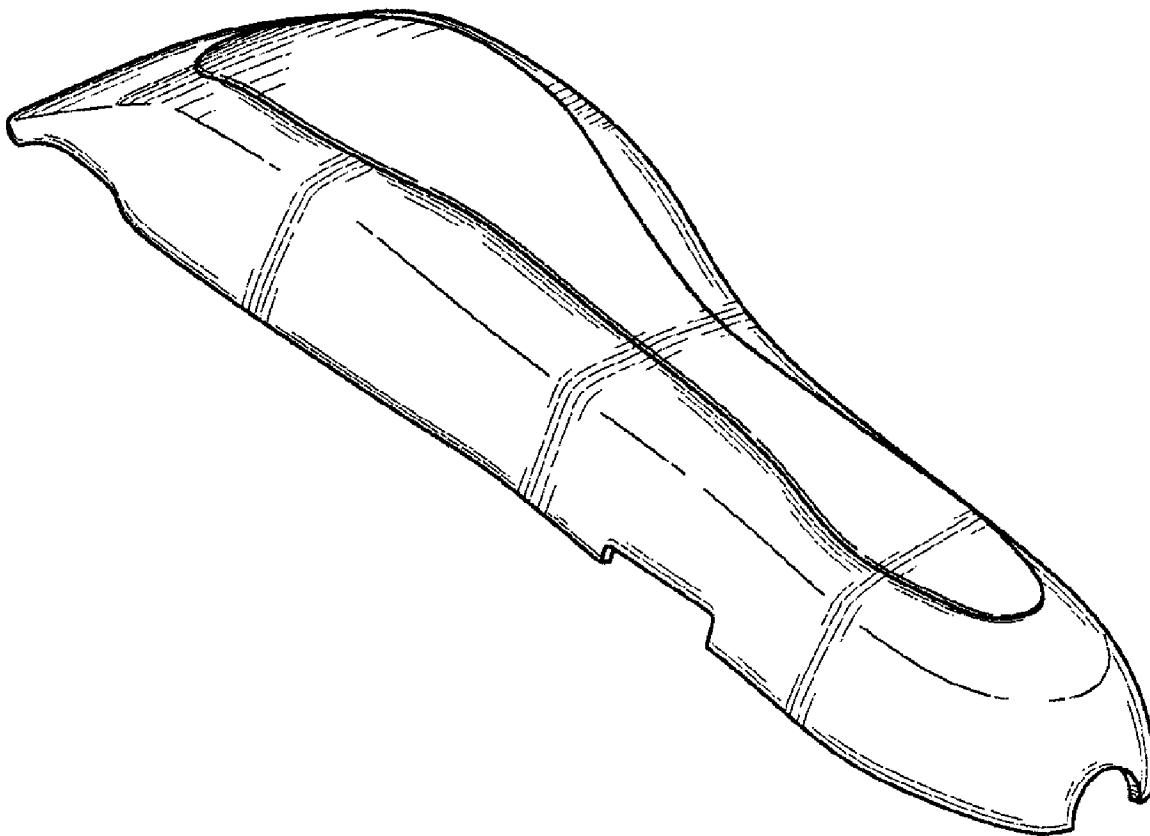
FIG. 3 is a left side view of same;

FIG. 4 is a front view of the present hair clipper housing member;

FIG. 5 is a rear view of same; and,

FIG. 6 is a top view of same.

1 Claim, 4 Drawing Sheets



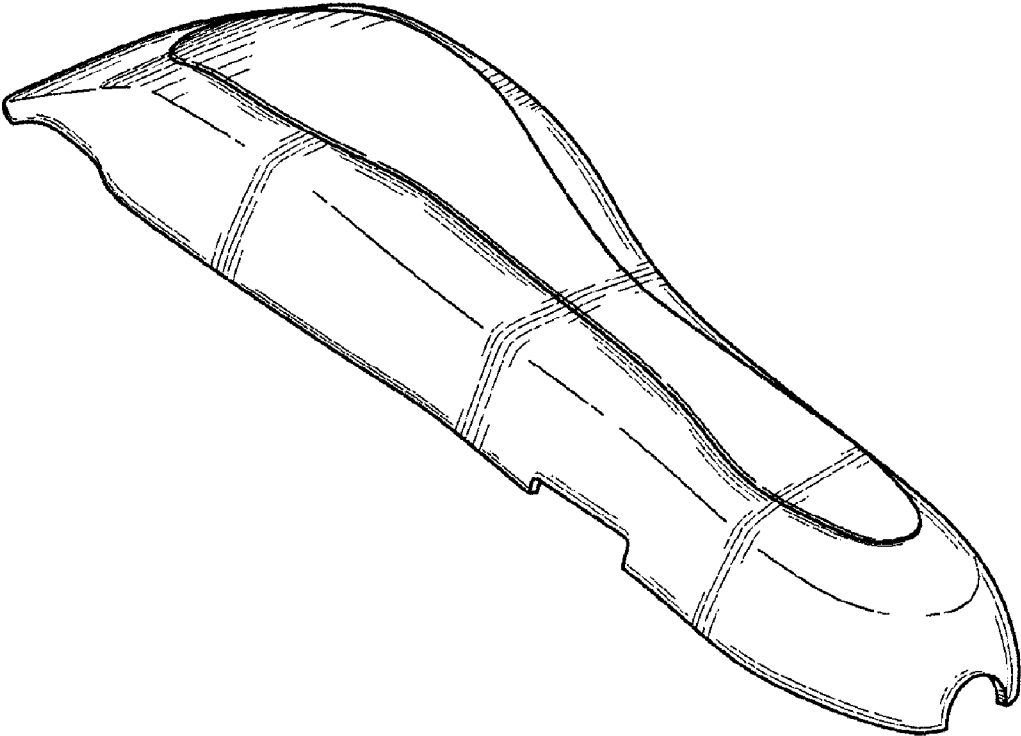


FIG. 1



FIG. 2

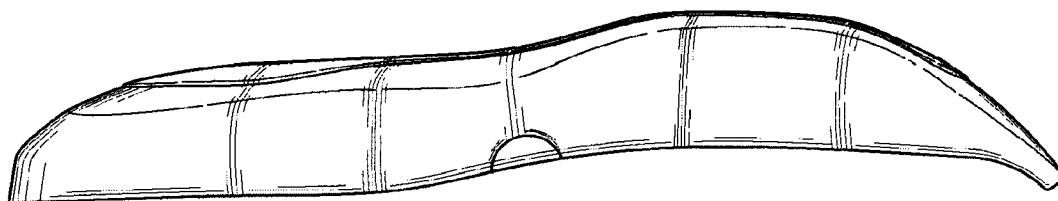


FIG. 3




FIG. 4

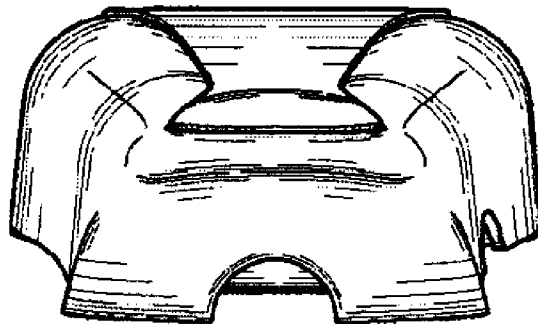


FIG. 5

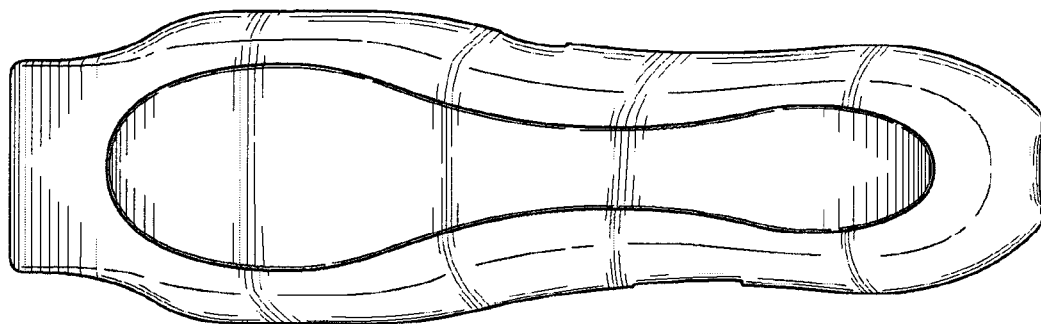


FIG. 6