



US00D382796S

United States Patent [19] Mangla

[11] Patent Number: Des. 382,796

[45] Date of Patent: **Aug. 26, 1997

[54] FOOD CONTAINER

[75] Inventor: **Raj K. Mangla**, Pittsford, N.Y.

[73] Assignee: **Tenneco Packaging**, Evanston, Ill.

[**] Term: **14 Years**

[21] Appl. No.: **58,065**

[22] Filed: **Aug. 7, 1996**

[51] LOC (6) CL **09-07**

[52] U.S. Cl. **D9/429; D9/425**

[58] Field of Search D9/420-425, 432,
D9/431, 337; D3/201, 294; 220/669, 670,
671-676, 674, 623, 4.22, 4.23, 339, 307,
324, 326, 334, 306; 229/406, 93, 4.5, 905,
906, 902; 426/118, 106; D7/627

[56] References Cited

U.S. PATENT DOCUMENTS

D. 276,216	11/1984	Michaud	D9/425
D. 305,409	1/1990	Michaud et al.	D9/425
D. 339,744	9/1993	Seppala	D9/425
D. 348,608	7/1994	Wyslotsky	D9/425
D. 363,879	11/1995	Krupa et al.	D9/425 X
3,326,408	6/1967	Ringlen	220/307
3,794,090	2/1974	Commisso	220/306
4,974,738	12/1990	Kidd et al.	229/406 X
5,456,379	10/1995	Krupa et al.	220/676 X

OTHER PUBLICATIONS

Packaging, Mar. 1984, p. 65.
Tenneco Packaging Product Specification Catalog; Summer, 1996; pp. 3-108.
Brochure: ClearView Price List and MicroView Price List; 1996; 10 pages.

Primary Examiner—Prabhakar G. Deshmukh
Attorney, Agent, or Firm—Arnold, White & Durkee

[57] CLAIM

The ornamental design for a food container, as shown and described.

DESCRIPTION

FIG. 1 is a perspective view of a food container showing my new design;

FIG. 2 is a top plan view of the food container shown in FIG. 1;

FIG. 3 is a front elevational view of the food container shown in FIG. 1; the rear elevational view of the food container being substantially identical;

FIG. 4 is a bottom plan view of the food container shown in FIG. 1;

FIG. 5 is a side elevational view taken from the right side of the food container shown in FIG. 1; the left side elevational view of the food container being substantially identical;

FIG. 6 is a perspective view of an another embodiment of a food container;

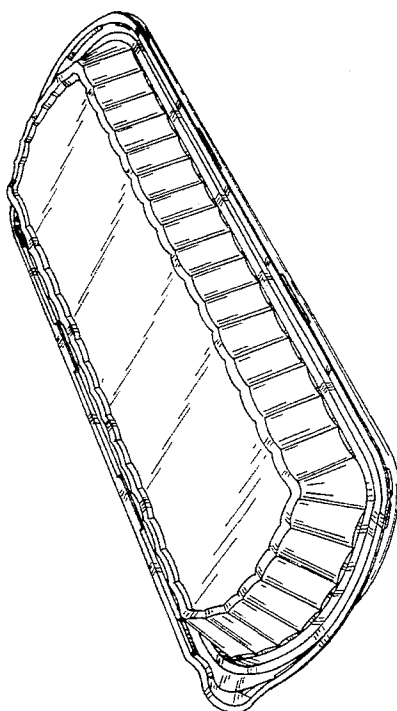
FIG. 7 is a top plan view of the food container shown in FIG. 6;

FIG. 8 is a front elevational view of the food container shown in FIG. 6; the rear elevational view of the food container being substantially identical;

FIG. 9 is a bottom plan view of the food container shown in FIG. 6; and,

FIG. 10 is a side elevational view taken from the right side of the food container shown in FIG. 6; the left side elevational view of the food container being substantially identical.

1 Claim, 6 Drawing Sheets



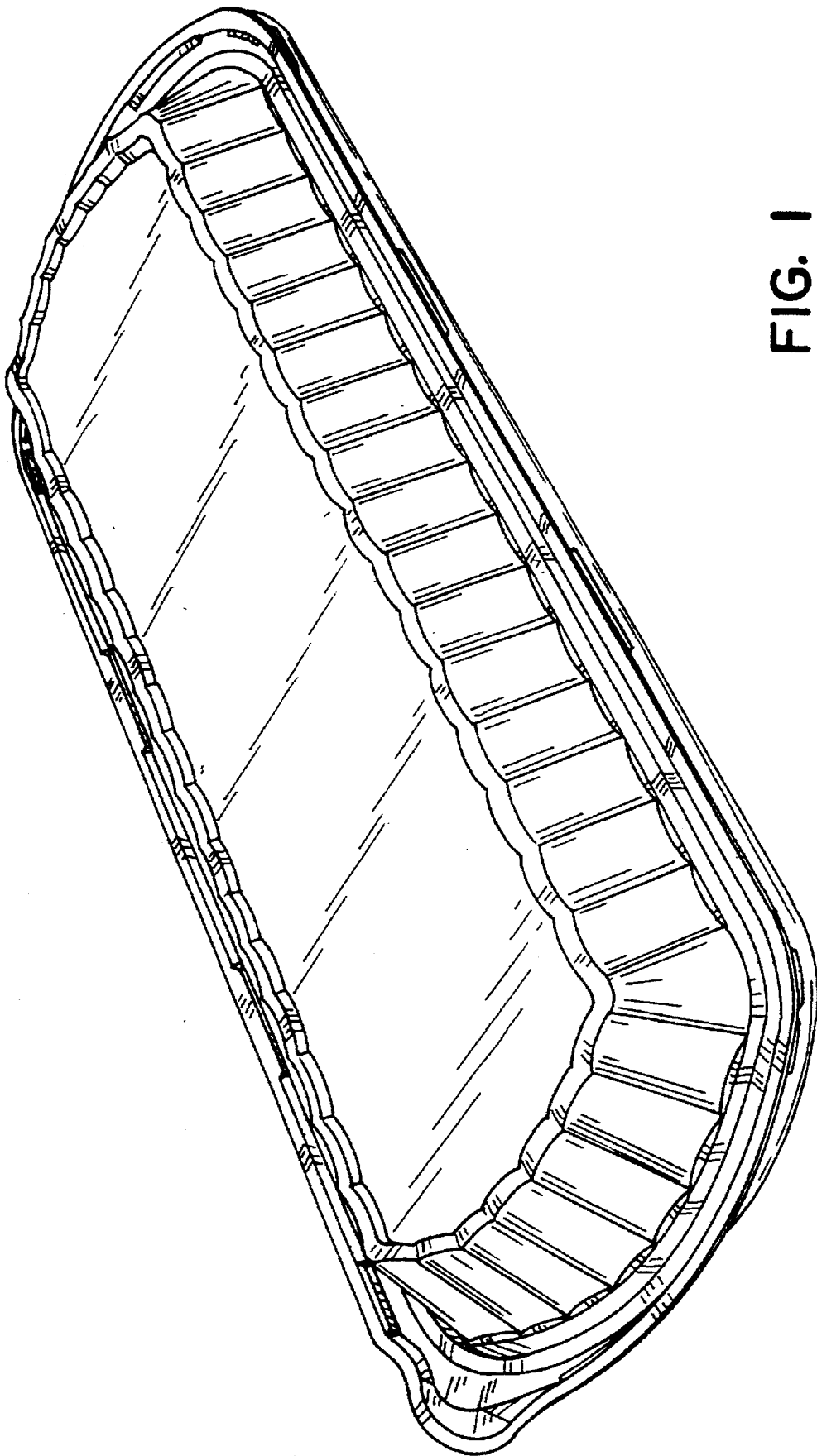


FIG. 1

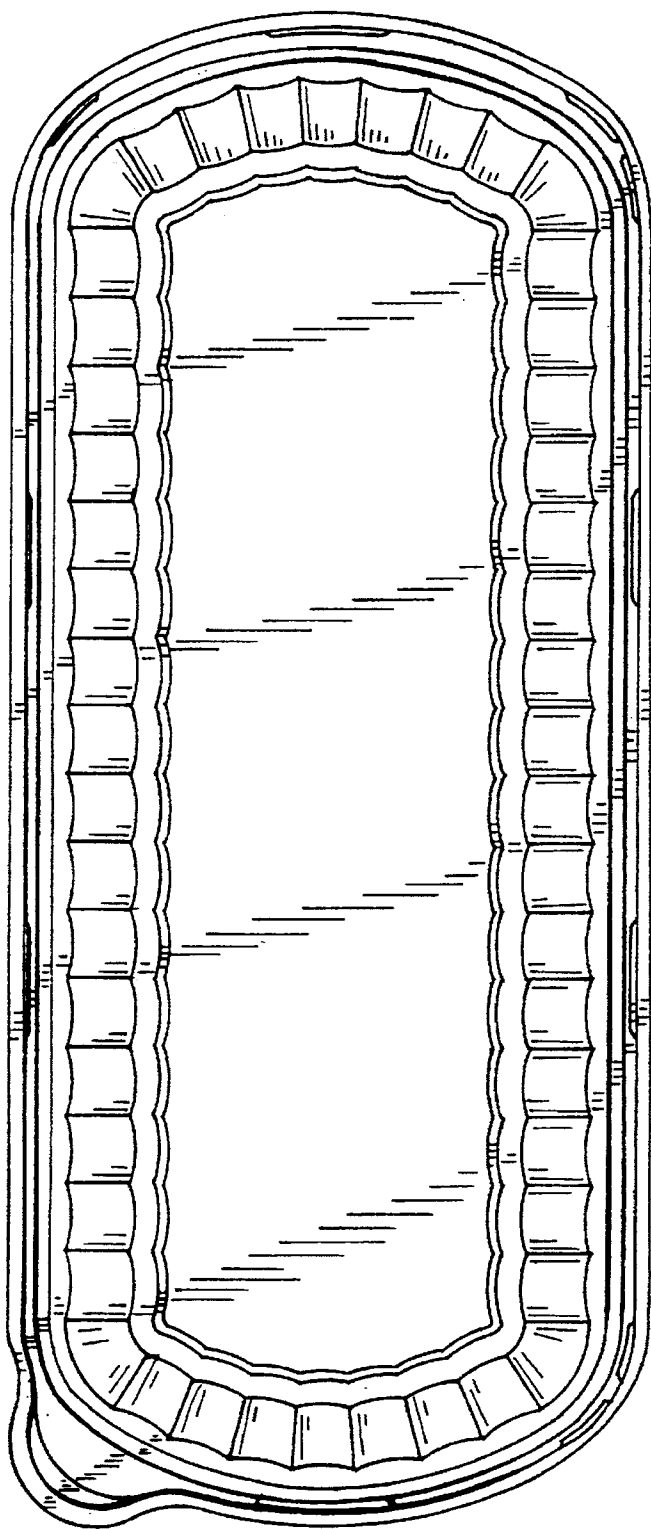


FIG. 2

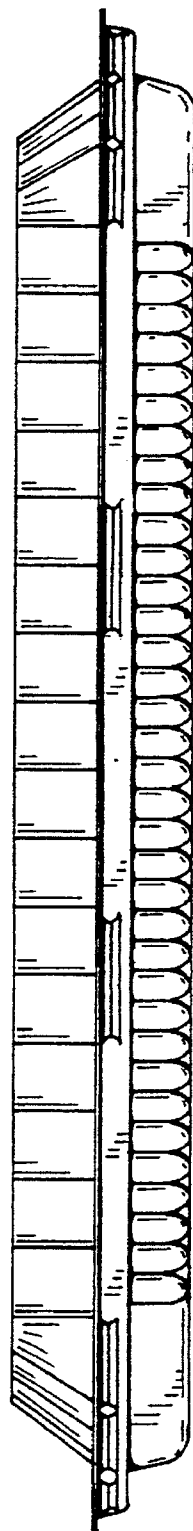


FIG. 3

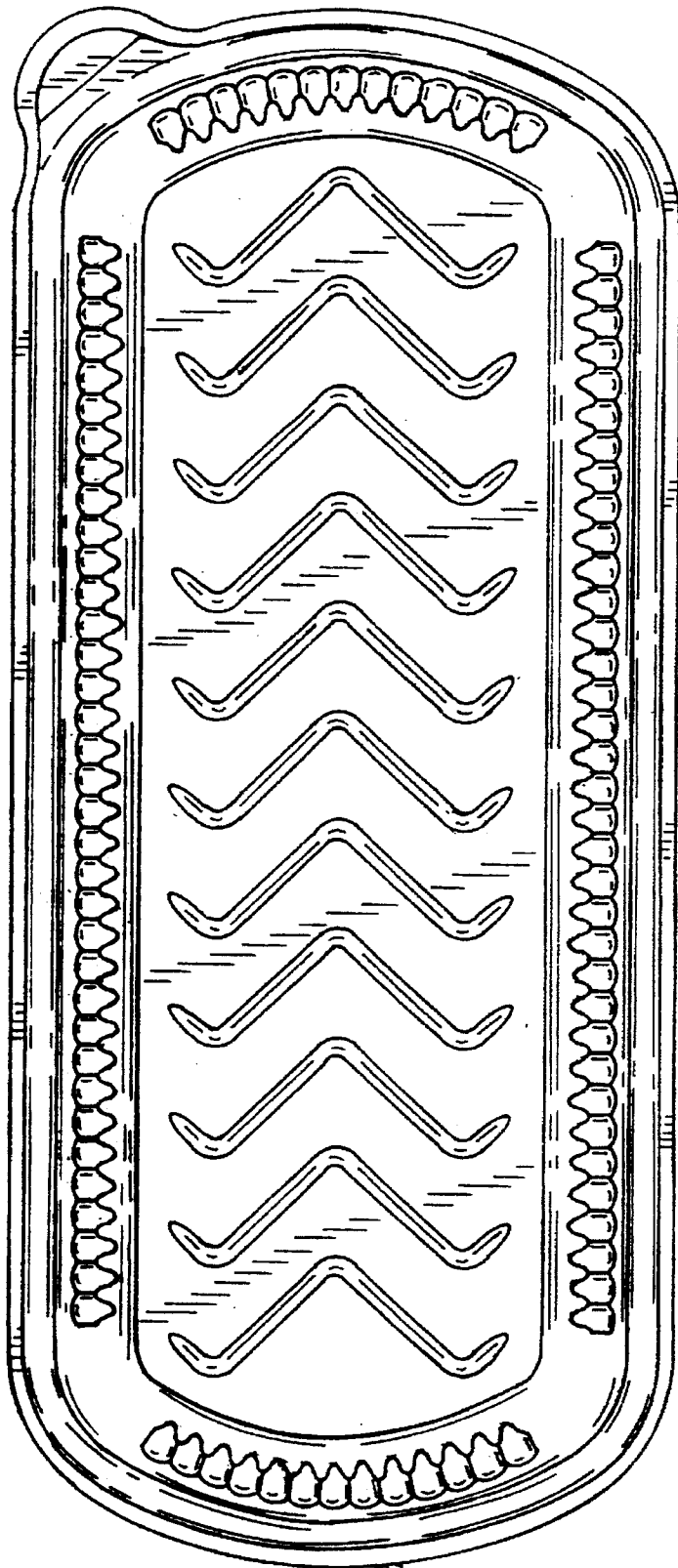


FIG. 4

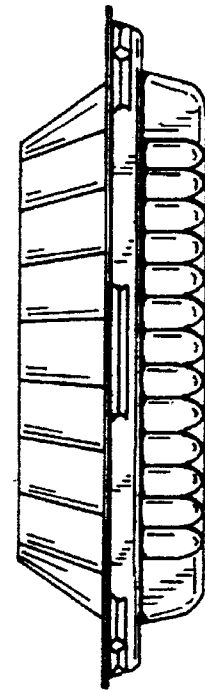


FIG. 5

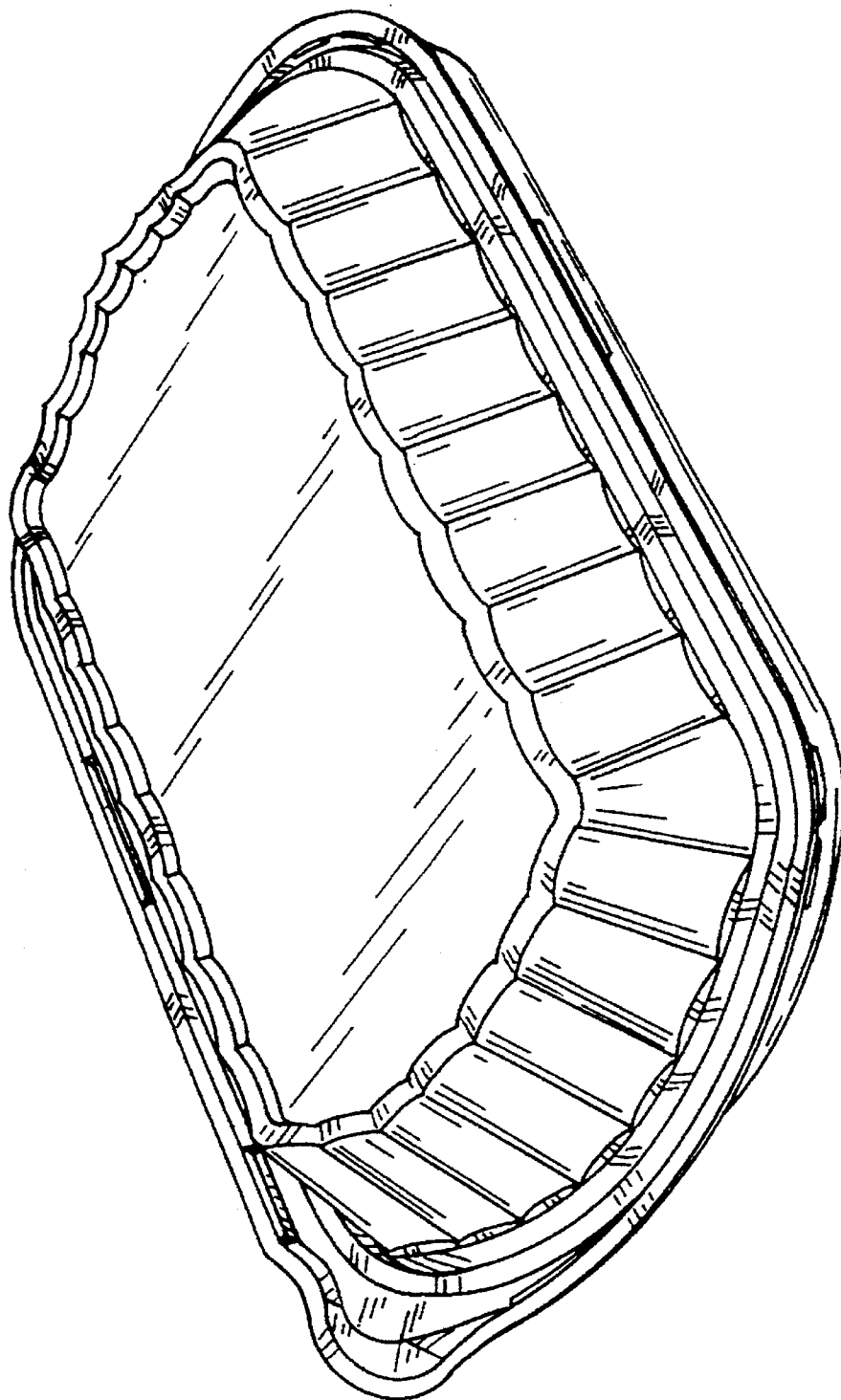


FIG. 6

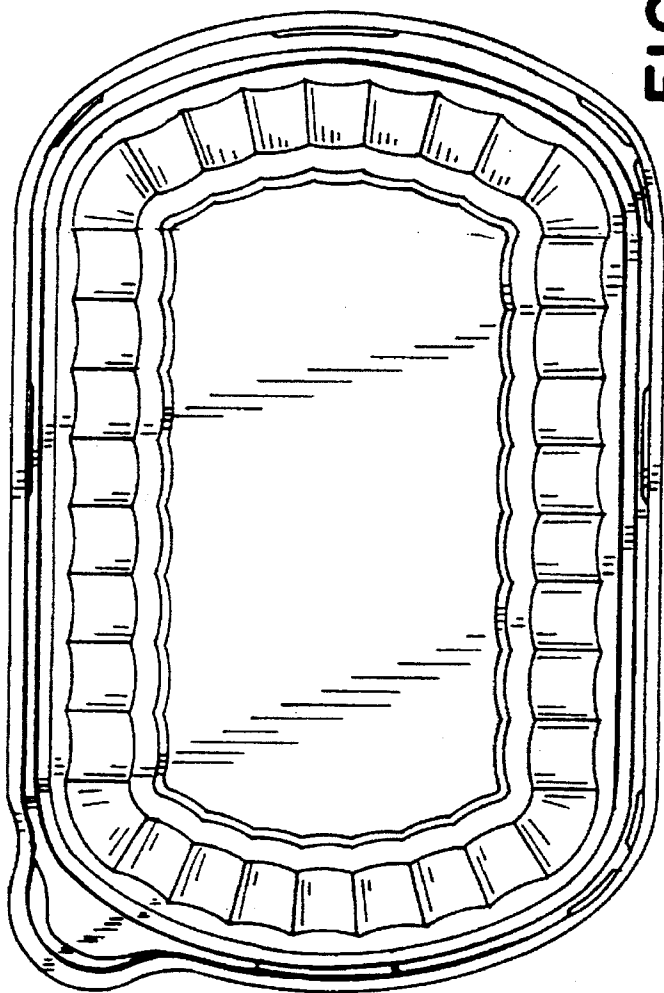


FIG. 7

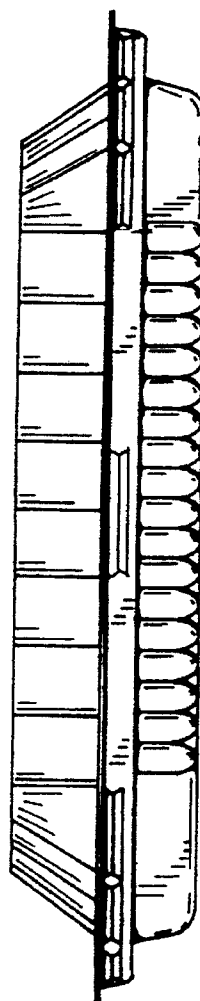


FIG. 8

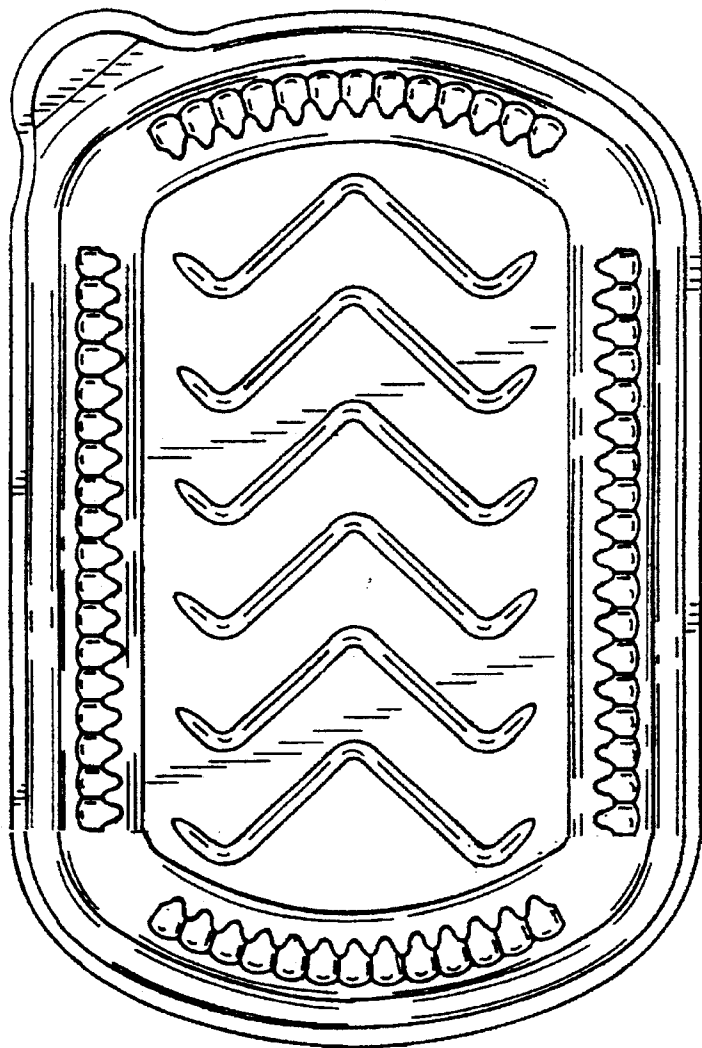


FIG. 9

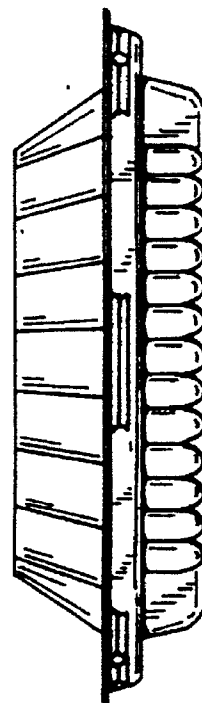


FIG. 10