



US00D689299S

(12) **United States Design Patent**
Kassem Llano et al.

(10) **Patent No.:** **US D689,299 S**

(45) **Date of Patent:** **** Sep. 10, 2013**

(54) **CADDY**

(71) Applicant: **3M Innovative Properties Company**,
St. Paul, MN (US)

(72) Inventors: **Adel M. Kassem Llano**, Milan (IT);
Giuseppe De Bellis, Milanese (IT);
Lloyd S. Vasilakes, Stillwater, MN (US);
Monica Jerez, Woodbury, MN (US);
Steven R. Raphaelson, Woodbury, MN
(US); **Kayo M. Roehm**, Shoreview, MN
(US); **Valentina Tronconi**, Milan (IT)

(73) Assignee: **3M Innovative Properties Company**,
St. Paul, MN (US)

(**) Term: **14 Years**

(21) Appl. No.: **29/433,333**

(22) Filed: **Sep. 28, 2012**

(51) **LOC (9) Cl.** **23-02**

(52) **U.S. Cl.**
USPC **D6/524; D6/551**

(58) **Field of Classification Search**
USPC D6/524, 525, 551; 206/207, 349,
206/361; 312/206, 207; 4/255.05, 255.11
See application file for complete search history.

(56) **References Cited**

U.S. PATENT DOCUMENTS

D264,782 S * 6/1982 Thompson D6/524
D315,989 S * 4/1991 Levien D6/551

D329,775 S * 9/1992 Murphy D6/551
D484,723 S * 1/2004 Snell D6/551
D499,593 S * 12/2004 Berti D6/551
D525,064 S * 7/2006 Williams D6/524
D551,480 S * 9/2007 Dretzka D6/551
D589,734 S * 4/2009 Weis et al. D6/551

* cited by examiner

Primary Examiner — Brian N Vinson
(74) *Attorney, Agent, or Firm* — Irina Hass

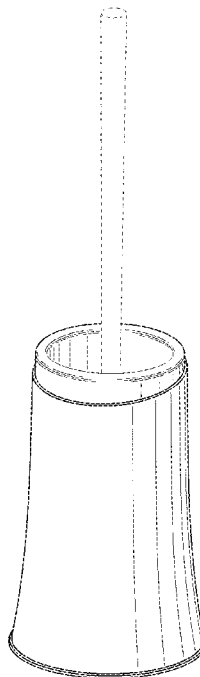
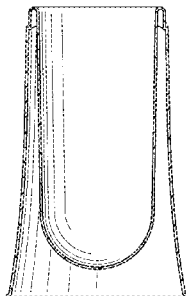
(57) **CLAIM**
The ornamental design for a caddy, as shown and described.

DESCRIPTION

FIG. 1 is a perspective view showing the new design for a caddy;
FIG. 2 is a front view thereof;
FIG. 3 is a rear view thereof;
FIG. 4 is a left side view thereof, a right side view being a mirror image thereof;
FIG. 5 is a top view thereof;
FIG. 6 is a bottom view thereof;
FIG. 7 is a cross-sectional view taken along line 7-7 of FIG. 5; and,
FIG. 8 is a perspective view thereof showing the caddy with a cleaning tool.

The broken lines in the drawings are shown for illustrative purposes only and form no part of the claimed design. In addition, the surface shading illustrated in the drawings is provided merely to highlight the contour of design; it is not intended to be illustrative of texture or gloss.

1 Claim, 3 Drawing Sheets



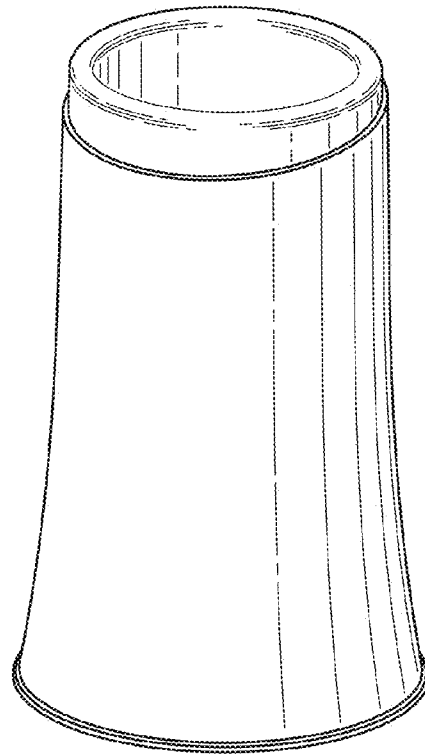


Fig. 1

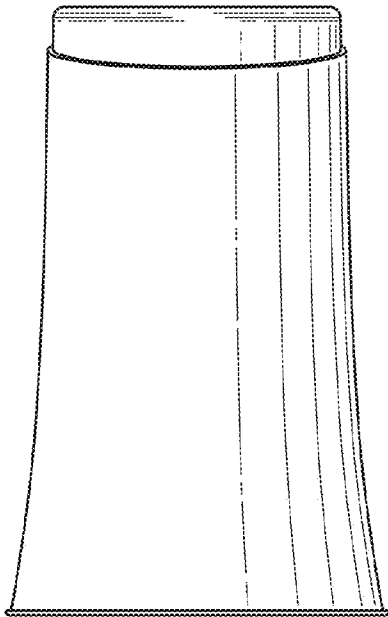


Fig. 2

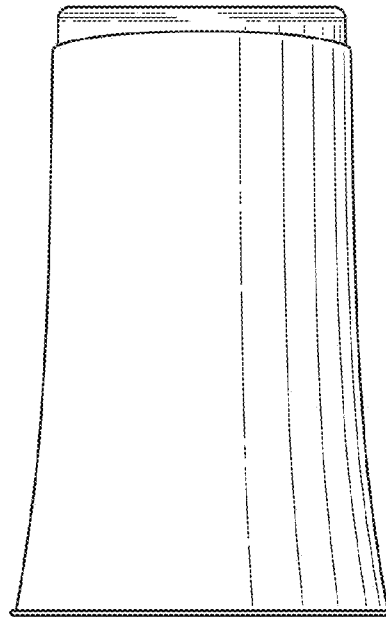


Fig. 3

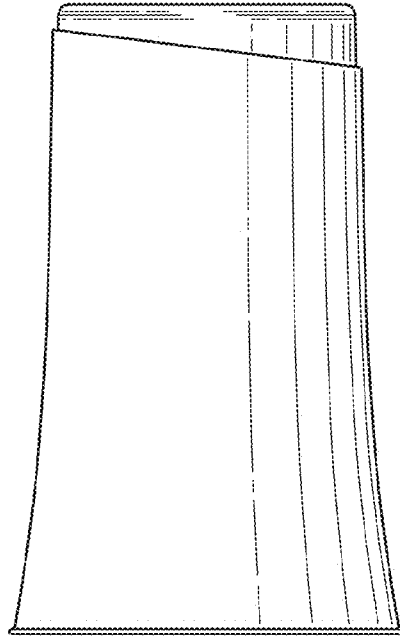


Fig. 4

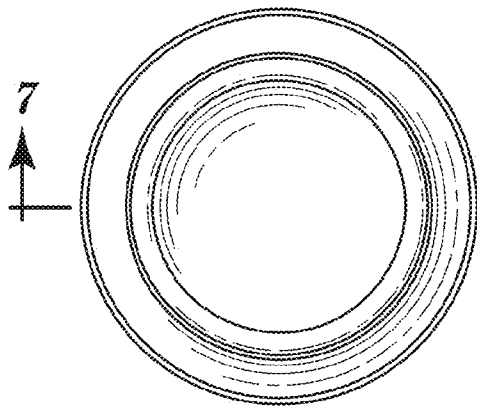


Fig. 5

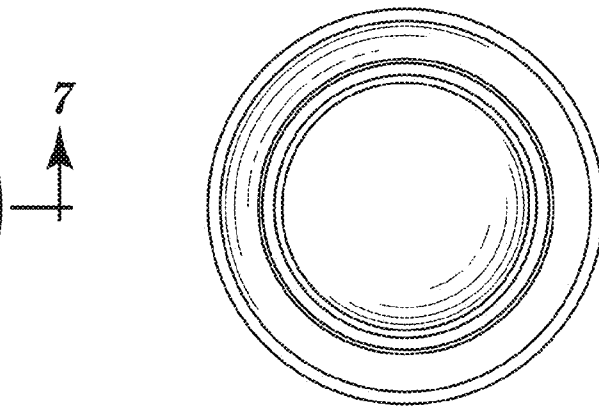


Fig. 6

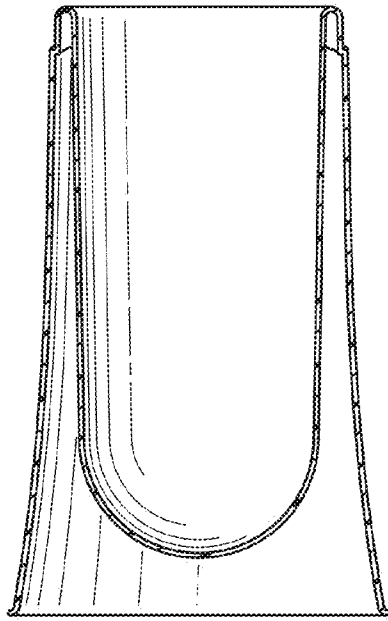


Fig. 7

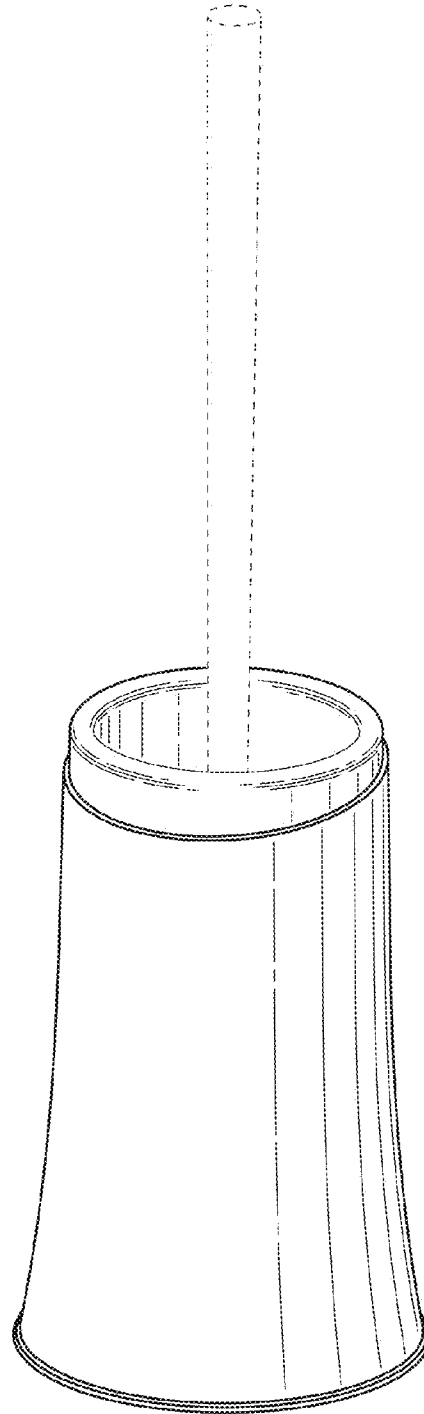


Fig. 8