



US00D623478S

(12) **United States Design Patent**
Hayashi

(10) **Patent No.:** **US D623,478 S**

(45) **Date of Patent:** **** Sep. 14, 2010**

(54) **COMBINED DRINKS HOLDER AND TRAY**

(75) Inventor: **Kanzon Hayashi**, Ohita-Ken (JP)

(73) Assignee: **Hiroko Hayashi**, Ohita-Ken (JP)

(**) Term: **14 Years**

(21) Appl. No.: **29/330,642**

(22) Filed: **Jan. 12, 2009**

(30) **Foreign Application Priority Data**

Jul. 14, 2008 (JP) 2008-018146

(51) **LOC (9) Cl.** **07-01**

(52) **U.S. Cl.** **D7/551.1**

(58) **Field of Classification Search** D7/550.1,
D7/553.1–553.8, 554.1–554.4, 555, 551.1;
D9/758, 760; 99/426, 428, 440; 206/217,
206/557–558, 561, 564, 203; 249/117, 127,
249/160, DIG. 1; 220/500–501, 507, 527,
220/553

See application file for complete search history.

(56) **References Cited**

U.S. PATENT DOCUMENTS

D105,687 S * 8/1937 Bode D7/702
4,516,685 A * 5/1985 French 220/23.83
5,152,398 A * 10/1992 Forestal et al. 206/561
D354,513 S * 1/1995 Jay D19/35

5,607,077 A * 3/1997 Torkelson 220/575
D489,586 S * 5/2004 Fitzsimmons D7/701
D563,726 S * 3/2008 Fraser D7/553.1
D576,455 S * 9/2008 Siddle D7/701
D614,926 S * 5/2010 Cox D7/708

* cited by examiner

Primary Examiner—Ian Simmons

Assistant Examiner—Dana L Sipos

(74) *Attorney, Agent, or Firm*—Wenderoth, Lind & Ponack,
L.L.P.

(57) **CLAIM**

The ornamental design for a combined drinks holder and tray,
as shown and described.

DESCRIPTION

FIG. 1 is a bottom front perspective view of a combined
drinks holder and tray showing my new design;

FIG. 2 is a front elevation view thereof;

FIG. 3 is a rear elevation view thereof;

FIG. 4 is a top plan view thereof;

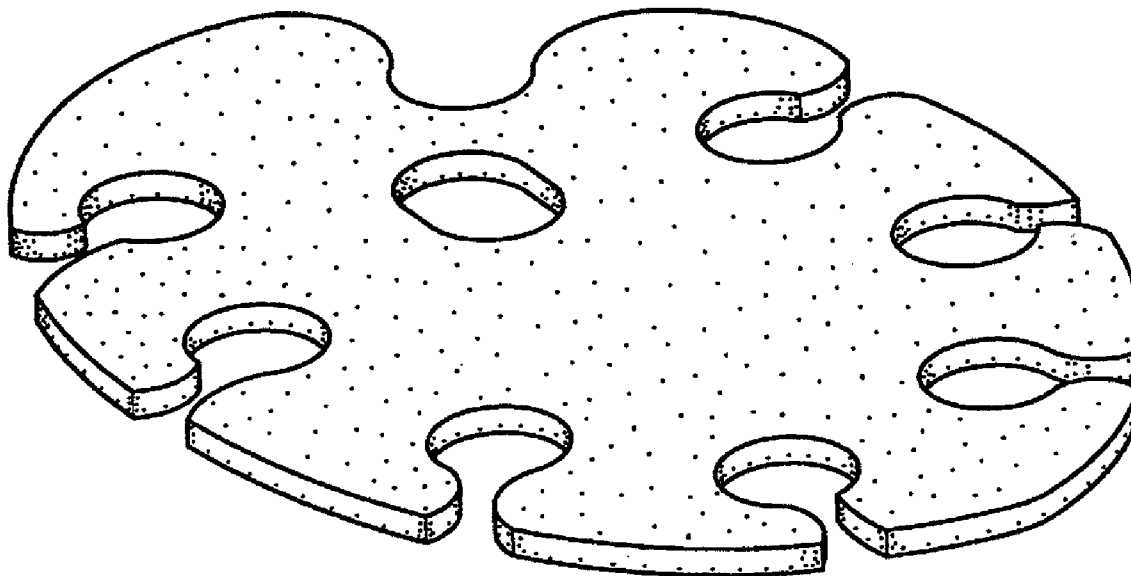
FIG. 5 is a bottom plan view thereof;

FIG. 6 is a right side elevation view thereof;

FIG. 7 is a left side elevation view thereof; and,

FIG. 8 is a cross-section view taken along the line 8—8 in the
FIG. 2 drawing view.

1 Claim, 4 Drawing Sheets



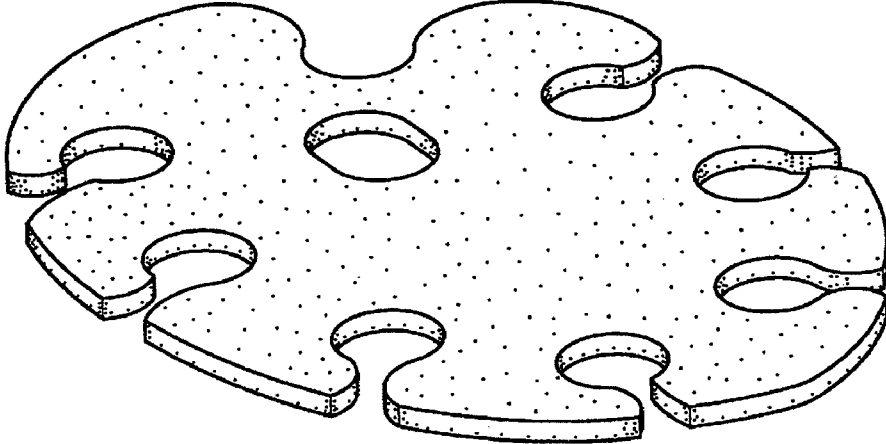


Fig. 1

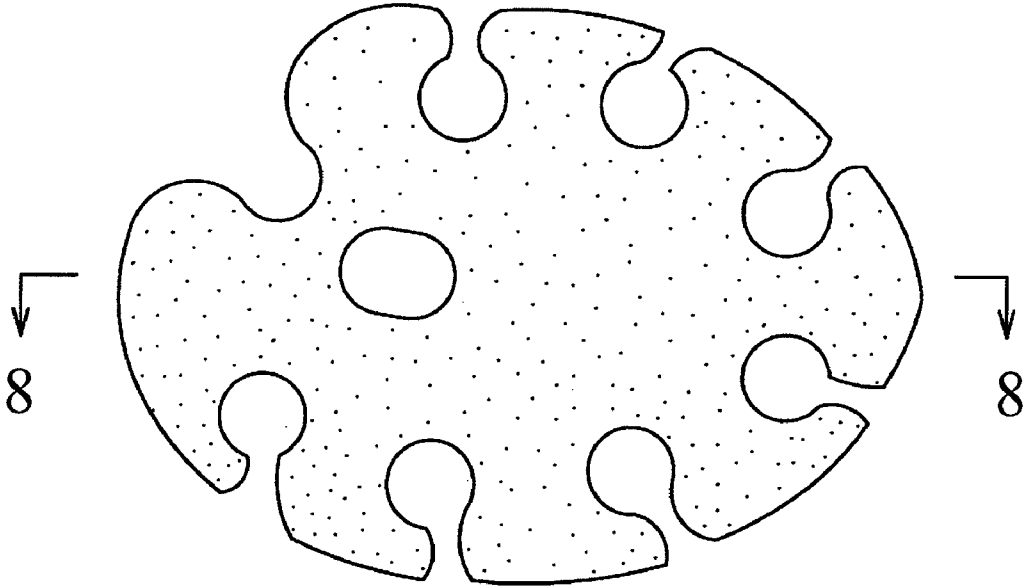


Fig. 2

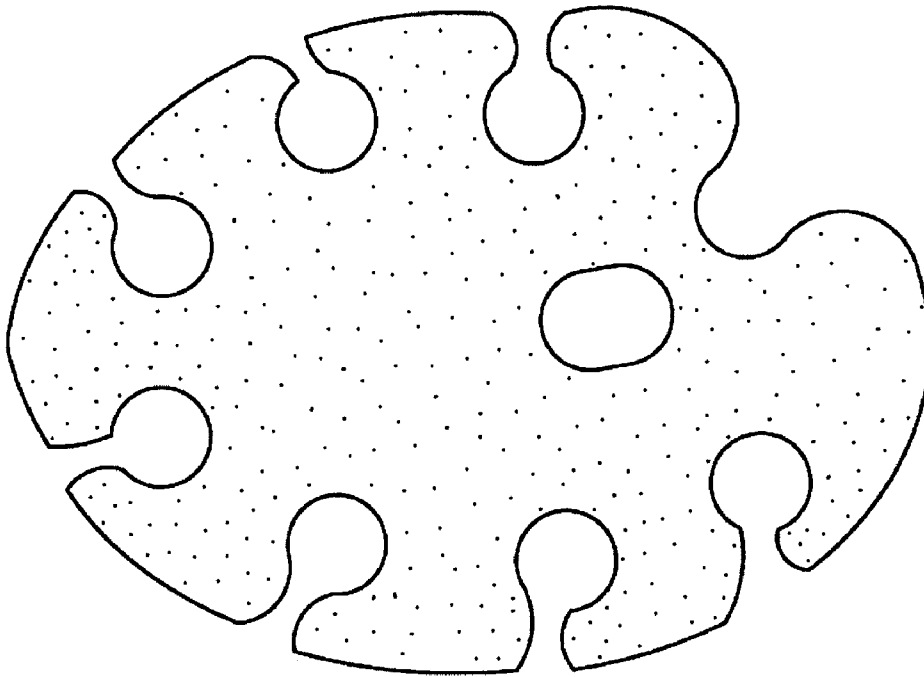


Fig. 3



Fig. 4



Fig. 5



Fig. 6



Fig. 7



Fig. 8