

Abstract

An inkjet printing method comprising in order the steps of:

- a) providing at least two or more colour inkjet inks of the same colour and colour density but having a different composition to an inkjet printer;
- b) mixing said two or more colour inkjet inks in a controlled amount ; and
- c) printing the mixture of said two or more colour inkjet inks with the inkjet printer onto an ink-receiver.


Also disclosed are an inkjet printer and an inkjet ink set comprising two or more colour inkjet inks of the same colour and colour density but having a different composition.

Claims

1. An inkjet printing method comprising in order the steps of:
 - a) providing at least two or more colour inkjet inks of the same colour and colour density but having a different composition to an inkjet printer;
 - b) mixing said two or more colour inkjet inks in a controlled amount ; and
 - c) printing the mixture of said two or more colour inkjet inks with the inkjet printer onto an ink-receiver.
2. An inkjet printing method according to claim 1 wherein the at least two or more colour inkjet inks of the same colour and colour density have a pair-wise colour difference CIE ΔE_{2000} of smaller than or equal to 2.0.
3. The inkjet printing method according to claim 1 or 2 wherein the two or more colour inkjet inks contain the same colorant(s).
4. The inkjet printing method according to any one of claims 1 to 3 wherein the surface tension of colour inkjet inks differ by more than 3.0 mN/m.
5. The inkjet printing method according to any one of claims 1 to 4 wherein the controlled amount for mixing the two or more colour inkjet inks is selected from a printing test comprising a number of ink mixtures printed on the ink-receiver.
6. The inkjet printing method according to claim 5 wherein the results of the printing test are stored in a data library.
7. The inkjet printing method according to claim 6 wherein the data library comprises information on image quality and/or physical properties of ink-mixtures for a plurality of ink-receivers.
8. The inkjet printing method according to claim 7 wherein the data library is stored and managed by a computer.
9. The inkjet printing method according to any one of claims 1 to 8 wherein the controlled amount for mixing the two or more colour inkjet inks is selected from a data library comprising information on image quality and/or physical properties of mixtures of the two or more colour inkjet inks on the ink-receiver.
10. An inkjet ink set comprising two or more colour inkjet inks of the same colour and colour density but having a different composition characterized in that the two or more colour inkjet inks contain the same colorant(s).

11. The inkjet ink set according to claim 10 wherein the two or more colour inkjet inks of the same colour and colour density have a pair-wise colour difference CIE ΔE_{2000} of smaller than or equal to 2.0.
12. The inkjet ink set to any one of claims 10 to 11 wherein the surface tension of a first ink differs by more than 3.0 mN/m from that of a second ink of the two or more colour inkjet inks of the same colour and colour density.
13. The inkjet ink set to any one of claims 10 to 12 wherein the viscosity of a first ink differs by more than 5.0 mPa.s at 30°C from that of a second ink of the two or more colour inkjet inks of the same colour and colour density.
14. The inkjet ink set according to any one of claims 10 to 13 wherein the amount and/or type of a solvent in a first ink differs from that in a second ink of the two or more colour inkjet inks of the same colour and colour density.
15. The inkjet ink set according to any one of claims 10 to 14 wherein the amount and/or type of a monomer in a first ink differs from that in a second ink of the two or more colour inkjet inks of the same colour and colour density.
16. The inkjet ink set according to any one of claims 10 to 15 wherein the amount and/or type of an initiator in a first ink differs from that in a second ink of the two or more colour inkjet inks of the same colour and colour density.
17. The inkjet ink set according to any one of claims 10 to 16 wherein the volume of a first ink differs from that of a second ink of the two or more colour inkjet inks of the same colour and colour density.
18. An inkjet printer comprising an ink set as defined by any of claims 10 to 17.
19. A combination of an inkjet printer according to claim 18 and a means for evaluating or measuring properties related to the print quality.
20. The combination according to claim 19 wherein the means for evaluating or measuring properties related to the print quality is incorporated in the inkjet printer.

Dated this 22 day of June 2009


(ARINDAM PAUL)
Of De Penning & De Penning
Agent for the Applicants

FORM 2

THE PATENTS ACT, 1970
(39 of 1970)

**COMPLETE
SPECIFICATION**

(See Section 10; rule 13)

T I T L E

“INKJET PRINTING METHODS AND INKJET INK SETS”

A P P L I C A N T

AGFA GRAPHICS NV
Septestraat 27
B-2640 Mortsel Belgium
a Belgian company

The following specification particularly describes
the invention and the manner in which
it is to be performed

6007 NOV 11 JUN 2009

ORIGINAL

3597 /BENP/ 2009

Description

INKJET PRINTING METHODS AND INKJET INK SETS

Technical field

[0001] The present invention relates to inkjet printing methods and inkjet ink sets wherein the inks are jetted upon different types of ink-receivers.

Background art

[0002] In inkjet printing, tiny drops of ink fluid are projected directly onto an ink-receiver surface without physical contact between the printing device and the ink-receiver. The printing device stores the printing data electronically and controls a mechanism for ejecting the drops image-wise. Printing is accomplished by moving a print head across the ink-receiver or vice versa or both.

[0003] When jetting the inkjet ink onto an ink-receiver, the ink typically includes a liquid vehicle and one or more solids, such as dyes or pigments and polymeric binders. It will be readily understood that the optimal composition of such ink is dependent on the printing method used and on the nature of the ink-receiver to be printed. The ink compositions can be roughly divided in:

- water-based, the drying mechanism involving absorption, penetration and evaporation;
- solvent-based, the drying primarily involving evaporation;
- oil-based, the drying involving absorption and penetration;
- hot melt or phase change, in which the ink is liquid at the ejection temperature but solid at room temperature and wherein drying is replaced by solidification; and
- UV-curable, in which drying is replaced by polymerization.

[0004] It should be clear that the first three types of ink compositions are more suitable for a receiving medium that is more or less absorptive, whereas hot melt inks and UV-curable inks are usually printed on non-absorbent ink-receivers.

[0005] However the behaviour and interaction of a UV-curable ink on a substantially non-absorbing ink-receiver was found to be quite complicated compared to water-based inks on absorbent ink-receivers. In particular, a

good and controlled spreading of the ink on the ink-receiver proved to be problematic and adhesion problems were sometimes observed on using different types of non-absorbing ink-receivers. The same problems have been observed when solvent based inkjet inks comprising a binder were jetted on different types of non-absorbing ink-receivers.

- [0006] One way to approach these problems is to develop and use different ink sets for different types of substrates, but this is not a preferred solution since changing inks in the printer and print head is very time consuming and not really a viable solution for an industrial printing environment. Therefore, the general approach is to modify the surface chemistry of the ink-receiver either with a suitable surface layer coating or by a pre-treatment such as plasma or corona treatment.
- [0007] Corona discharge treatment and plasma treatment increase the cost, complexity and maintenance of the equipment used to process the substrates. Substrates may contain significant impurities or irregularities that may interfere with the treatment of the substrate, and hence not result to the uniform spreading and adhesion of ink.
- [0008] The other possibility of using the same inkjet ink set on different ink-receivers by application of a surface layer prior to jetting also increases the complexity of the inkjet printer. Generally, the surface layer is coated and dried or cured before jetting the inkjet ink as, for example, in the inkjet printing process in EP 1671805 A (AGFA) and US 2003021961 (3M), but it can also remain a wet, un-cured surface layer as in WO 00/30856 (XAAR)
- [0009] A single composition of a surface layer suitable for all the different substrates is however not available. WO 2006/111707 (SUN CHEMICAL) discloses a process of ink jet printing in which: i) a primer is applied to a substrate material; ii) ink is ink jet printed onto the primed substrate; iii) a characteristic relating to print quality is evaluated; iv) the composition of the primer is adjusted in dependence on the evaluated characteristic relating to print quality; and v) the adjusted primer composition is applied to the substrate material and ink is ink jet printed onto the primed substrate material to give a printed product. Surface layers substantially increase the

thickness of an ink-layer, which may result in a different look-and-feel and reduced flexibility of the ink-layer.

- [0010] Inkjet printing methods wherein inkjet inks are mixed with colourless liquids or other colour inks just prior to jetting have also been investigated.
- [0011] **US 6550892** (KODAK) discloses a drop-on-demand ink jet printing system for delivering droplets of selectable-colour ink to a receiver by mixing a colourless liquid ink with liquid inks of a different colour and delivering the ink mixture to the ejection chamber of a print head. Also **US 6050680** (CANON) relates to an ink jet recording apparatus that can record images with a plurality of inks with different densities for each colour by mixing of a first ink containing colorant and a second ink containing no colorant.
- [0012] **US 6097406** (KODAK) discloses an inkjet printing apparatus for printing continuous tone images wherein a plurality of colorants or colorants precursor are mixed to produce a desired colorant.
- [0013] Instead of mixing coloured inks, **US 4614953** (LAI TRAM) discloses a colour ink jet printing mechanism utilizing a single stream flow of ink by injecting solid dyes into a carrier fluid to form coloured ink. The mechanism is capable of a wider range of colour tonalities, due to the premixing capabilities, than is possible using dithering techniques with three coloured inks.
- [0014] **US 5854642** (CANON) discloses ink bottles containing inks having the same tone and different compositions adapted to respective kinds of fibers for a cloth are provided. The inks differ in composition by the type of colorant used.
- [0015] It would be desirable to be able to print inkjet inks with consistent image quality on a wide variety of ink-receivers using a state-of-the-art inkjet printer not requiring any complex or costly adaptation of the printer.

Objects of the invention

- [0016] Printing on a wide variety of different ink-receivers, including non-absorbing substrates such as glass, metal or polymeric surfaces, delivers frequently inconsistent image quality and/or adhesion problems of the ink to the ink-receivers. A change of substrate often necessitates a

cumbersome change of inkjet ink sets, a second inkjet printer or some pre-treatment of the substrate, which are all not desirable for reasons of productivity.

[0017] It is an object of the present invention to provide inkjet ink sets and inkjet printing methods capable of handling a wide variety of different types of substrates using a state-of-the-art inkjet printer without compromising on the consistency of image quality, physical properties, such as adhesion of the image to the substrate, and productivity.

[0018] Further objects of the invention will become apparent from the description hereinafter.

Summary of the invention

[0019] The mixing of inkjet inks with colourless liquids and other colour inks just prior to jetting may cause changes in the colorant concentration due to less accurate mixing leading to differences in colour gamut or image quality if no time-consuming adaptations to the colour management of the inkjet printer are made.

[0020] It has been found that through mixing inks containing the same colorant(s) in approximately the same concentration but wherein the remaining part of the inks, i.e. the so-called ink carrier, was of a well-chosen different composition that images could be produced exhibiting the desired spreading and/or adhesion and image quality on a wide variety of substrates without the need to adjust the colour management of the inkjet printer.

[0021] Objects of the present invention have been realized with an inkjet printing method comprising in order the steps of:

a) providing at least two or more colour inkjet inks of the same colour and colour density but having a different composition to an inkjet printer;

b) mixing said two or more colour inkjet inks in a controlled amount ; and

c) printing the mixture of said two or more colour inkjet inks with the inkjet printer onto an ink-receiver.

[0022] Objects of the present invention have also been realized with an inkjet ink set comprising two or more colour inkjet inks of the same colour and colour density but having a different composition.

Advantageous effects

[0023] In radiation curable inkjet printing, the method of mixing colour inkjet inks of the same colour and colour density was advantageously used for obtaining higher curing speeds. The stability of the colour inkjet inks was improved by incorporating the photo-initiator in one ink and the co-initiator in another colour ink of the same colour. Inkjet ink mixtures could be prepared exhibiting higher curing speed by incorporating higher concentrations of photo-initiator and polymerization synergist in the different colour inkjet inks of the same colour and colour density.

[0024] The mixing of two or more colour inkjet inks of the same colour and colour density can be advantageously exploited for many purposes which may relate to:

- image quality, e.g. dotsize, gloss, line quality and bleeding;
- physical properties of the ink, e.g. viscosity, temperature, shelf-life stability, surface tension, drying time, curing speed, adhesion to a substrate, flexibility and hardness of an ink layer; and
- jetting performance of the printer, e.g. latency, pooling of the nozzle plate, failing nozzles, drop formation, and satellite formation.

[0025] Differences in gloss between the inkjet inks and the substrate usually lead to mediocre image quality. By mixing, in an appropriate ratio, the corresponding colour inks resulting in high respectively low glossy prints, the gloss of the inkjet inks can be matched with that of a specific substrate resulting in improved image quality. For a second substrate having a different gloss value, another ratio of the inkjet ink with a high gloss value and the inkjet ink with a low gloss value is then chosen.

[0026] The mixing of two or more colour inkjet inks of the same colour and colour density just prior to jetting can also be advantageously exploited to include security features for security documents. Usually a plain colour ink is then mixed in a well chosen ratio with another colour ink comprising a fluorescent compound, a phosphorescent compound, a thermochromic compound, an iridescent compound or magnetic particles.

Brief description of the drawings

- [0027] The following drawings are merely examples of possible constructions for mixing the colour inkjet inks of the same colour and colour density in or at the inkjet printer.
- [0028] Fig.1 is a schematic view of a system supplying a first ink "Ink 1" to the inkjet print head via a conduit wherein a second ink "Ink 2" and consecutively a third ink "Ink 3" are added in a controlled amount.
- [0029] Fig.2 is a schematic view of a system supplying a first ink "Ink 1" to the inkjet print head via a conduit wherein a mixture of a second ink "Ink 2" and a third ink "Ink 3" is added in a controlled amount.
- [0030] Fig.3 is a schematic view of a system supplying in a controlled amount a first ink "Ink 1" and a second ink "Ink 2" to an ink mixing chamber which then delivers the ink mixture to the inkjet print head.
- [0031] Fig.4 is a schematic view of a system supplying in a controlled amount a first ink "Ink 1" and a second ink "Ink 2" to an ink mixing chamber which delivers the ink mixture to the inkjet print head via a conduit wherein a third ink "Ink 3" is added in a controlled amount.
- [0032] Fig.5 is a schematic view of a system supplying a first ink "Ink 1", a second ink "Ink 2" and a third ink "Ink 3" in a controlled amount to an ink mix chamber (not shown) incorporated in the inkjet print head.

Definitions

- [0033] The term "inkjet ink set", as used in disclosing the present invention means the inkjet ink set which is coupled to the inkjet printer. It can, for example, be made up from two separate commercially available CMYK inkjet ink sets each comprising four inkjet inks C, M, Y and K, as long as the inkjet inks of the same colour from both CMYK inkjet ink sets fulfill the requirements of the present invention. Alternatively it is also possible to use a CC'MM'YY'KK' inkjet ink set comprising two cyan inks C and C', two magenta inks M and M', two yellow inks Y and Y' and two black inks K and K', which is in accordance with the present invention.
- [0034] The term "colorant", as used in disclosing the present invention means dyes and pigments.

- [0035] The term "dye", as used in disclosing the present invention means a colorant having a solubility of 10 mg/L or more in the medium in which it is applied and under the ambient conditions pertaining.
- [0036] The term "pigment" is defined in DIN 55943, herein incorporated by reference, as a colouring agent that is practically insoluble in the application medium under the pertaining ambient conditions, hence having a solubility of less than 10 mg/L therein.
- [0037] The term "C.I." is used in disclosing the present application as an abbreviation for Colour Index.
- [0038] The term "UV" is used in disclosing the present invention as an abbreviation for ultraviolet radiation.
- [0039] The term "ultraviolet radiation" as used in disclosing the present invention means electromagnetic radiation in the wavelength range of 100 to 400 nanometers.
- [0040] The term "wt%" is used in disclosing the present invention as an abbreviation for % by weight based upon the total weight of the ink unless otherwise specified.
- [0041] The term "actinic radiation" as used in disclosing the present invention means electromagnetic radiation capable of initiating photochemical reactions.
- [0042] The term "Norrish Type I initiator" as used in disclosing the present invention, means an initiator which cleaves after excitation, yielding the initiating radical immediately.
- [0043] The term "Norrish Type II initiator" as used in disclosing the present invention, means an initiator which in its excited state forms free radicals by hydrogen abstraction or electron extraction from a second compound that becomes the actual initiating free radical. The second compound is called co-initiator or polymerization synergist. Synergists are compounds having a carbon atom with at least one hydrogen atom in the α -position to a nitrogen atom.
- [0044] The term "photo-acid generator" as used in disclosing the present invention means an initiator, which generates an acid or hemi-acid upon

exposure to actinic radiation. A photo-acid generator is often also called a cationic initiator.

[0045] The term "thermal initiator" as used in disclosing the present invention means an initiator, which generates initiating species upon exposure to heat.

[0046] The term "alkyl" means all variants possible for each number of carbon atoms in the alkyl group i.e. for three carbon atoms: n-propyl and isopropyl; for four carbon atoms: n-butyl, isobutyl and tertiary-butyl; for five carbon atoms: n-pentyl, 1,1-dimethyl-propyl, 2,2-dimethylpropyl and 2-methyl-butyl etc.

Inkjet printing methods

[0047] The inkjet printing method comprising in order the steps of:

- a) providing at least two or more colour inkjet inks of the same colour and colour density but having a different composition to an inkjet printer;
- b) mixing said two or more colour inkjet inks in a controlled amount ; and
- c) printing the mixture of said two or more colour inkjet inks with the inkjet printer onto an ink-receiver.

[0048] Although the possibilities of adapting the ink mixture to a specific ink-receiver increases with the number of colour inkjet inks of the same colour and colour density present in an ink set, many problems of image quality consistency and adhesion on different substrates can already be solved by using only two colour inkjet inks of the same colour and colour density.

[0049] In another embodiment, the inkjet ink set comprises three colour inkjet inks of the same colour and colour density for handling all the different substrates.

[0050] In the most preferred embodiment, the ink set comprises two or more colour inkjet inks of the same colour and colour density for each of the colours, e.g. cyan, magenta, yellow and black colour, wherein the differently coloured inks have corresponding compositions of solids and liquid components. For example, with the exception of the colorants, the same solids and solvents of a first yellow ink can be found in approximately the same amounts in a corresponding first cyan ink, while

the different solids and solvents of a second yellow ink are also found in approximately the same amounts in a corresponding second cyan ink.

- [0051] In another embodiment, the inkjet printing method uses a so-called "multi-density" inkjet ink set comprising two or more colour inkjet inks of the same colour and colour density and two or more colour inkjet inks of the same colour but a smaller colour density. For example, the ink set may comprise two or more "dark magenta" inkjet inks of a same colour density and also two or more "light magenta" inkjet inks of a same colour density but smaller than the colour density of the "dark magenta" inkjet inks. In another preferred embodiment the multi-density inkjet ink set comprises dark and light inkjet inks for the colours magenta and cyan. Dark black and light black inks may also be present in an inkjet ink set.
- [0052] The inkjet printing method according to the present invention preferably uses an inkjet ink set wherein the two or more colour inkjet inks of the same colour but a smaller colour density contain the same type of colorants, most preferably the colorants are identical.
- [0053] In the inkjet printing method according to present invention the colorants in the two or more colour inkjet inks are preferably present in exactly the same amounts, but small variations in concentrations when manufacturing the inkjet inks are acceptable. Most preferably, the amount of a colorant in a first ink of said two or more colour inkjet inks differs preferably by no more than 10 wt%, more preferably by no more than 5 wt% based upon the weight of the colorant in said first ink with the amount of the colorant in a second inkjet ink of said two or more colour inkjet inks.
- [0054] Table 1 gives an illustration of how the magenta and cyan inks could look like in a solvent based inkjet ink set. The magenta inks all contain the same magenta pigment and polymeric dispersant each in an amount of 4.0 wt% based upon the total weight of the ink. The solvent mixtures all contain the same solvent 1 in the same amount, which could be the consequence of the preparation method of the inkjet inks. Usually first a concentrated pigment dispersion is prepared using one or more dispersion solvents (here a single dispersion solvent "solvent 1" is used), which is then diluted with one or more ink solvents (here solvents 2 – 4) and other

compounds such as surfactants, stabilizers and the like. The ink solvents 2 to 4 are present in different concentrations or absent in the three magenta inks A, B and C. Approximately the same mixture of solvents 1 to 4 are used in the corresponding three cyan inks D, E and F. For example, the cyan ink D corresponds with the magenta ink A. On selecting a specific ink-receiver the magenta inks A, B and C will be mixed together in a certain ratio; the same ratio will normally be used for mixing the corresponding inks D, E and F such that, for example, the adhesion properties of the magenta ink mixture and the cyan ink mixture will be more or less the same on that specific substrate.

Table 1

| Compound (wt%) | Magenta inks | | | Cyan inks | | |
|------------------------|--------------|------|------|-----------|------|------|
| | A | B | C | D | E | F |
| Magenta Pigment | 4.0 | 4.0 | 4.0 | --- | --- | --- |
| Cyan Pigment | --- | --- | --- | 3.0 | 3.0 | 3.0 |
| Polymeric dispersant 1 | 4.0 | 4.0 | 4.0 | --- | --- | --- |
| Polymeric dispersant 2 | --- | --- | --- | 3.0 | 3.0 | 3.0 |
| Solvent 1 | 25.0 | 25.0 | 25.0 | 27.0 | 27.0 | 27.0 |
| Solvent 2 | 40.0 | --- | --- | 40.0 | --- | --- |
| Solvent 3 | 25.0 | 40.0 | --- | 25.0 | 40.0 | --- |
| Solvent 4 | --- | 25.0 | 65.0 | --- | 25.0 | 65.0 |
| Stabilizer | 2.0 | 2.0 | 2.0 | 2.0 | 2.0 | 2.0 |

[0055] In one embodiment the ink set comprises two colour inkjet inks of the same colour and colour density wherein a first colour inkjet ink comprises a large amount of one or more surfactants and a second colour inkjet ink differs only by lacking a surfactant or containing a small amount of one or more surfactants. By mixing the two colour inkjet inks in an ink supply system any desired surface tension of the ink mixture can be obtained provided that suitable surfactants were chosen and that these were present in high enough amounts in the first colour inkjet ink to encompass the whole range of desired surface tensions. Controlling the surface tension allows the printer to obtain the same spreading characteristics on ink-receivers differing in surface energy.

[0056] In a preferred embodiment, both the adhesion and the surface tension is controlled by mixing inks in a certain ratio. Table 2 illustrates this for an inkjet ink set comprising four magenta inks. In this case, the surfactant was added to ink D which corresponds with ink B with the exception of the amount of solvents 3 and 4 for which a correction was necessary to compensate for the addition of the surfactant, and also in order to keep the magenta pigment concentration constant. In a certain ink mixture of inks A, B and C optimized for adhesion on a specific substrate, an amount of ink B can be replaced by ink D without changing the adhesion properties, but still adapting the ink mixture to a certain surface tension for reaching the desired ink spreading characteristics on the substrate. The choice for ink B could be given by the fact that the printer noticed that ink B was most frequently used in larger amounts in the ink mixture. Another option could be to include also a small amount of surfactant in inks A and/or C and use the ink D to “fine-tune” the surface tension of the ink mixture.

Table 2

| Compound (wt%) | Magenta inks | | | |
|----------------------|--------------|------|------|------|
| | A | B | C | D |
| Magenta Pigment | 4.0 | 4.0 | 4.0 | 4.0 |
| Polymeric dispersant | 4.0 | 4.0 | 4.0 | 4.0 |
| Solvent 1 | 22.0 | 22.0 | 22.0 | 22.0 |
| Solvent 2 | 40.0 | --- | --- | --- |
| Solvent 3 | 30.0 | 35.0 | --- | 34.0 |
| Solvent 4 | --- | 35.0 | 70.0 | 34.0 |
| Surfactant | --- | --- | --- | 2.0 |

[0057] The inkjet printing method according to the present invention could also be advantageously used in combination with radiation curable inkjet inks to improve dispersion stability and/or curing speed. This is exemplified by Table 3, wherein ink A comprises a photo-initiator and a polymerisation inhibitor but lacks the polymerization synergist, while ink B contains this activating synergist but lacks a photo-initiator. Both inks separately may show a very good shelf-life stability, but once mixed can exhibit a poor

stability due to rapidly induced polymerization. Mixing these inks just prior to jetting can be advantageously used to obtain high curing speed.

Table 3

| Compound (wt%) | Magenta inks | |
|--------------------------|--------------|------|
| | A | B |
| Magenta Pigment | 4.0 | 4.0 |
| Polymeric dispersant | 4.0 | 4.0 |
| Monomer 1 | 22.0 | 22.0 |
| Monomer 2 | 40.0 | 40.0 |
| Monomer 3 | 10.0 | 10.0 |
| Photo-initiator | 10.0 | --- |
| Polymerization inhibitor | 9.0 | --- |
| Polymerization synergist | --- | 19.0 |
| Surfactant | 1.0 | 1.0 |

Same colour and colour density

- [0058] In the context of this invention the following procedure was used to determine whether two inks have the same colour and density.
- [0059] Starting from the ink formulation that was used in the printer, dilutions of 1:1000 in mass were prepared. It is evident that the solvent for the dilution must be compatible with the ink dispersion, i.e. the solvent should be chosen such that the chemical and physical dispersion stability is maintained, because otherwise colour changes due to additional light scattering for example due to particle agglomerations might occur. Preferably, the dilution solvent is selected from one or more liquid components of the ink. In the examples given below, DPDGA was used as diluting solvent.
- [0060] From the diluted ink dispersions transmission measurements τ were collected with a spectrophotometer. Measurements were based on the following geometry: direct illumination and diffusely integrating detection. An example of such a spectrophotometer is the Double Beam Spectrophotometer Lambda 900 from Perkin Elmer realizing the measurement geometry $\tau(8/d)$ according to ASTM E179-96.

[0061] Quartz cuvettes with 10 mm optical path were filled with the diluted inks and then placed in contact to the entrance port of the integrating sphere. For the reference measurement, the same Quartz cuvette filled with the neat solvent was used. The transmission spectra of the diluted inks were divided by the transmission spectra of the reference measurement in order to correct for the diluting solvent and the Quartz cuvette. From these spectra the CIE L*a*b* coordinates were calculated according to ASTM E308-01 based on the CIE 1931 standard observer (2 deg) and D50 illuminant. From the CIE L*a*b* coordinates the CIE ΔE_{2000} Colour Difference was calculated with the industry dependent parameters K_L , K_C and K_H set to unity (1).

[0062] In view of the application field of inkjet printing for which this invention is intended, two inks A and B are regarded as having different colour and density if CIE $\Delta E_{2000} > 5.0$ is obtained for the given observer and illuminant, i.e. no spectral match is required. If the colour difference CIE ΔE_{2000} between ink A and ink B were larger than 5.0 typically a new characterization of the inkjet printing systems in terms of colour management is required, whereas differences smaller than 2.0 might be compensated by a new linearization of the printer only. In that sense, two inks A and B having a pair-wise colour difference CIE ΔE_{2000} of smaller than or equal to 2.0 are regarded as having same colour and density.

[0063] For more demanding printing applications, a colour difference CIE ΔE_{2000} of smaller than or equal to 1.5 is required for same colour and density. In an even more restrictive, colourimetric approach, same colour and density is realized if the colour difference CIE ΔE_{2000} is smaller than or equal to 1.0.

[0064] References:

- ASTM D2244-02 Standard Practice for Calculation of Colour Tolerances and Colour Differences from Instrumentally measured Colour Coordinates
- ASTM E179-96 (2003) Standard Guide for Selection of Geometric Conditions for Measurements of Reflection and Transmission Properties of Materials

- ASTM E308-01 Standard Practice for Computing the Colours of Objects by Using the CIE system

Inkjet printer & ink supply systems

- [0065] Industrial inkjet printers generally comprise an ink supply system for supplying ink to an inkjet print head. Inkjet print heads produce drops either continuously or on demand. "Continuously" means that a continuous stream of ink drops is created, e.g. by pressurizing the ink supply. "On demand" differs from "continuous" in that ink drops are only ejected from a print head by manipulation of a physical process to momentarily overcome surface tension forces that keep the ink in the print head. The ink is held in a nozzle, forming a meniscus. The ink remains in place unless some other force overcomes the surface tension forces that are inherent in the liquid. The most common practice is to suddenly raise the pressure on the ink, ejecting it from the nozzle. One category of drop-on-demand inkjet print heads uses the physical phenomenon of electrostriction, a change in transducer dimension in response to an applied electric field. Electrostriction is strongest in piezoelectric materials and hence these print heads are referred to as piezoelectric print heads. The very small dimensional change of piezoelectric material is harnessed over a large area to generate a volume change that is large enough to squeeze out a drop of ink from a small chamber. A piezoelectric print head includes a multitude of small ink chambers, arranged in an array, each having an individual nozzle and a percentage of transformable wall area to create the volume changes required to eject an ink drop from the nozzle, in accordance with electrostriction principles.
- [0066] In a preferred embodiment the inkjet printer is a drop-on-demand ink jet printing system having piezoelectric print heads for delivering droplets of a selectable colour ink mixture to an ink-receiver.
- [0067] The inkjet ink is supplied to the ink ejecting chambers of a print head by an ink supply system that first conditions the ink in order to obtain smooth operation of the inkjet print head. Conditioning includes, for example, degassing of the ink and controlling the back-pressure at the nozzle.

[0068] It is known that the presence of air bubbles in the ink chamber of a piezoelectric print head often causes operational failure of the print head. If air is present in the ink chamber, intended pressure changes resulting from piezoelectric deformation of part of the ink chamber walls will be absorbed by the air, leaving the ink pressure unaffected. The surface tension force of the ink in the nozzle maintains the meniscus and no drops will be ejected from the ink chamber. At the frequencies at which piezoelectric transducers in piezoelectric print head are operated, i.e. in the kHz to MHz range, not only air bubbles but also dissolved air in the ink can cause operation failure as described above. In the prior art, concepts have been disclosed to avoid air bubbles in the ink chamber by creating an air trap upstream the ink chamber, i.e. prior to the ink entering the ink chamber. Solutions have been proposed in **EP 714779 A** (CANON) and **US 4929963** (HP) in the form of air buffers or gas separators that allow air bubbles to rise and evacuate from the ink in an intermediate tank before the ink is supplied to the print head.

[0069] A second point of attention in ink supply systems is the pressure at the nozzle, which is critical to a well-tuned and good operating print head. Inkjet print heads operate best at a slightly negative nozzle pressure or back-pressure. In practice this is often achieved by maintaining a height difference between the free ink surface in a vented ink supply tank and the meniscus in the nozzle. That is, the free ink surface in the vented supply tank is maintained gravimetrically a couple of centimeters below the level of the meniscus in the nozzle. This height difference established a hydrostatic pressure difference to control the back-pressure at the nozzle. In reciprocating print head configurations the ink supply tank is located off axis, i.e. not scanning, because otherwise the lowered position of ink supply tank versus the print head would interfere with the printing medium transport path. Flexible tubing is used to connect the off axis ink supply tank with the on axis print head, as disclosed in for example **US 4929963** (HP) . During acceleration and deceleration of the print head, pressure waves are created in the tubes that may significantly disturb the pressure balance at the meniscus and may lead to weeping of the nozzle in the

case of a decrease in negative pressure, or breaking of the meniscus in the case of an increase in negative pressure and taking air into the ink channel. Many approaches have been proposed to control the back-pressure in reciprocating print head applications. A back-pressure regulation mechanisms in the form of pressure buffers or dampers mounted together with the print head on the reciprocating carriage are disclosed in EP 1120257 A (SEIKO EPSON) and US 6,485,137 (APRION DIGITAL) . For accelerations and decelerations of the carriage above 1G the response time of these devices is insufficient. In EP 1142713 A (SEIKO EPSON) a vented subtank is used. The subtank serves as a local ink reservoir near the print head and is being filled intermittently from a main tank located off axis. The solution provides a better control of the nozzle back-pressure by maintaining a local hydrostatic pressure difference between the free ink surface of the vented subtank and the meniscus.

Ink mixing means

- [0070] There are no real limitations for selecting the means to mix the inks as long as they are made from materials compatible with the inks, e.g. solvent-resistant materials when solvent inkjet inks are to be mixed.
- [0071] The inks can be mixed at various locations of the inkjet printer, for example, directly at the first connection of the inkjet inks to the inkjet printer, near to the inkjet printheads or even inside the printheads. The smaller the distance between the location of the ink mixing and the printhead nozzles, the less ink is spilled for adapting to a new ink-receiver to be printed upon.
- [0072] In one preferred embodiment, the ink mixing means has a compact design so that it is possible to incorporate it into a carriage comprising an assembly of print heads that moves back and forth along the fast scan direction.
- [0073] Preferably, an ink mixing means is selected that does not introduce air bubbles into the ink mixture.

- [0074] Although not required for obtaining a consistent image quality in colour gamut, preferably an ink mixing means is selected wherein the inks are mixed quite accurately.
- [0075] For some inkjet inks, such as dye based inks, the ink mixing means may simply consist of conduits that come together in one conduit, which makes a number of sharp turns or V-turns in order to mix the inks.
- [0076] More complex ink mixing means may include pumps, valves, mixing chambers, etc.
- [0077] If necessary, the ink mixing may be performed with cooling to prevent build up of heat. For radiation curable inkjet inks, the ink mixing is performed as much as possible under light conditions in which actinic radiation has been substantially excluded.
- [0078] In one embodiment, the two or more colour inkjet inks of the same colour and colour density are supplied to an inkjet print head via a conduit wherein the ink mixture is prepared in-situ in the conduit. A flow controller is adapted to selectably meter ink from the two or more colour inkjet ink sources into the conduit between the source of one colour inkjet ink and the ejecting chambers of the print head. Ink supply systems according to this embodiment are exemplified by Fig.1 and Fig.2.
- [0079] In another embodiment, the ink supply system comprises an ink mix chamber wherein the two or more colour inkjet inks of the same colour and colour density are first mixed in a controlled amount before delivering this ink mixture to the print head. An ink supply system according to this embodiment is exemplified by Fig.3.
- [0080] The two previous embodiments can also be combined to provide an ink supply system wherein at least three colour inkjet inks of the same colour and colour density are mixed in a controlled amount partly in an ink mix chamber and partly in-situ in a conduit between the ink mix chamber and the print head. An ink supply system according to this embodiment is exemplified by Fig.4.
- [0081] In another embodiment the mixing in a controlled amount of the two or more colour inkjet inks of the same colour and colour density occurs inside

the print head. An ink supply system according to this embodiment is exemplified by Fig.5.

- [0082] Although possible to locate (part of) the ink mixing system inside the print head, the ink mixing system is preferably separated from the print head. This allows connection of the ink supply system to a wide range of already commercially available print heads and inkjet printers, and hence does not increase the complexity and development cost of print heads. Moreover, the maintenance is much easier in an ink mixing system not located inside the print head when, for example, flocculation of the inks would occur.
- [0083] It should be clear that for an ink set, a mixing means is preferably present for each colour for which there are two or more colour inkjet inks of the same colour and colour density in the inkjet ink set.

Computing means

- [0084] In a preferred embodiment, the ink supply system is connected to a computer for controlling the ink mixing process. This may include the opening and closing of valves, the control of the flow by pumps, the rotation speed of a stirrer and other mechanical settings, to obtain the desired ink mixture. However, the computer is preferably also used to store and recall data of ink mixtures used on specific ink-receivers. This allows for fast adjustment of the inkjet printer to a specific ink-receiver which had already been printed upon with the same inkjet ink set in the past.
- [0085] In another embodiment, the computer may be used to produce a test pattern of different ink mixtures on a not previously used ink-receiver which after examination of the printed pattern allows the selection of the ink mixture exhibiting the desired properties of image quality, adhesion,... etc. Employing this method each time a new substrate is used as ink-receiver results in a digital library of ink mixing data for specific ink-receivers. This ink mixing data include the ratio of the inkjet inks and its relation to image quality and physical properties. The use of a library, more preferably a digital library, leads to enhanced productivity.
- [0086] For a number of characteristic properties, it is possible to automate the evaluation of the test pattern of different ink mixtures by including,

downstream of the printer, means capable of measuring or evaluating linewidth, edge straightness, mottle, print density, gloss and/or colour intensity.

Inkjet ink-receivers

- [0087] The ink-receiver suitable for the inkjet printing method according to the present invention is not restricted to any specific type and can be transparent, translucent or opaque. The ink-receiver may be coloured or metallized. It can be a temporary substrate, e.g. for transferring an image to another substrate after printing. Applications, such as 3D-printing and direct printing on wooden doors, panels and ceramics are also included in the scope of the invention.
- [0088] Aqueous inks are generally printed on absorbing ink-receivers. Solvent based inkjet inks and radiation curable inks can also be printed on ink-receivers substantially non-absorbing for an aqueous solution. For example, standard paper is an absorbing ink-receiver. On the other hand, a resin-coated paper, e.g. polyethylene-coated paper or polypropylene-coated paper, is usually substantially non-absorbing.
- [0089] The ink-receiver may comprise a support with at least one ink-receiving layer. The ink-receiving layer may consist of just one single layer, or alternatively it may be composed of two, three or more layers. The ink-receiving layer may contain one or more polymeric binders and optionally fillers. The ink-receiving layer, and an optional auxiliary layer, such as a backing layer for anti-curl and/or adhesive purposes, may further contain well-known conventional ingredients, such as surfactants serving as coating aids, cross-linking agents, plasticizers, cationic substances acting as mordant, light-stabilizers, pH adjusters, anti-static agents, biocides, lubricants, whitening agents and matting agents.
- [0090] The ink-receiving layer and the optional auxiliary layer(s) may be cross-linked to a certain degree to provide such desired features as waterfastness and non-blocking characteristics. The cross-linking is also useful in providing abrasion resistance and resistance to the formation of fingerprints on the element as a result of handling.

- [0091] Supports suitable for the ink-receiving layers are also suitable ink-receivers for solvent based inkjet inks or radiation curable inks and include polymeric substrates such as cellulose acetate propionate, cellulose acetate butyrate, polyesters such as polyethylene terephthalate (PET) and polyethylene naphthalate (PEN); oriented polystyrene (OPS); oriented nylon (ONy); polypropylene (PP), oriented polypropylene (OPP); polyvinyl chloride (PVC); and various polyamides, polycarbonates, polyimides, polyolefins, poly(vinylacetals), polyethers and polysulfonamides, opaque white polyesters and extrusion blends of polyethylene terephthalate and polypropylene. Acrylic resins, phenol resins, glass and metals may also be used as an ink-receiver. Other suitable ink-receiver materials can be found in *Modern Approaches to Wettability: Theory and Applications*. Edited by SCHRADER, Malcolm E., et al. New York: Plenum Press, 1992. ISBN 0306439859.
- [0092] The ink-receiver may also incorporate mineral particles as fillers, such as e.g. PET containing CaCO₃, PET containing TiO₂, amorphous PET (APET) and glycolized PET (PETG).
- [0093] The ink-receiver may be provided with a self-adhesive backlayer. Examples of self-adhesive PVC ink-receivers include MPI™ vinyls from AVERY-DENNISON, Digital™ vinyls from METAMARK, Multi-fix™ digital white vinyls from MULTI-FIX and Grafiprint™ vinyls from GRAFITYP.
- [0094] Polyester film substrates and especially polyethylene terephthalate are preferred for certain applications, particularly types with excellent dimensional stability. When such a polyester is used as the ink-receiver, a subbing layer may be employed to improve the bonding of the jetted ink layer to the substrate, if it constitutes together with the unsubbed substrate a substantially non-absorbing ink-receiver. Useful subbing layers for this purpose are well known in the photographic art and include, for example, polymers of vinylidene chloride such as vinylidene chloride /acrylonitrile /acrylic acid terpolymers or vinylidene chloride /methyl acrylate /itaconic acid terpolymers. Stabilizers, leveling additives, matting agents, adjusting agents for physical film properties such as waxes, may also be added to the subbing layer as required.

[0095] The ink-receiver may also be made from an inorganic material, such as a metal oxide or a metal (e.g. aluminium and steel).

[0096] Other suitable ink-receivers may be selected from the group consisting of cardboard, wood, composite boards, coated plastic, canvas, textile, glasses, plant fibre products, leather, magnetic materials and ceramics.

Inkjet ink sets

[0097] The inkjet ink set according to the present invention comprises two or more colour inkjet inks of the same colour and colour density but comprising different solid and/or liquid components.

[0098] In a preferred embodiment the two or more colour inkjet inks contain the same colorants. Preferably the amount of each colorant in a first ink of said two or more colour inkjet inks differs by no more than 10 wt%, more preferably no more than 5 wt% and most preferably no more than 2 wt% all based upon the total weight of the colorant in the first ink, with the amount of the colorant in a second inkjet ink of said two or more colour inkjet inks. Most preferably the colour pigments are present in the same amount in each of said two or more colour inkjet inks.

[0099] In one embodiment the two or more colour inkjet inks contain a different amount of surfactant and/or different types of surfactant.

[00100] In a preferred embodiment the two or more colour inkjet inks are solvent based inkjet inks.

[0101] In another preferred embodiment the two or more colour inkjet inks are radiation curable inkjet inks.

[0102] In a further preferred embodiment of radiation curable inkjet inks, a photo-initiator is present in at least one of said two or more radiation curable colour inkjet inks and absent in at least one other ink of said two or more radiation curable colour inkjet inks. In a further preferred embodiment, a co-initiator or polymerization synergist is present in at least one of the two or more colour inkjet inks not comprising the photo-initiator. In another further preferred embodiment, an inhibitor is present in at least one of said two or more colour inkjet inks comprising the photo-initiator.

[0103] In another embodiment, the inkjet ink set may further comprise two or more colourless inkjet inks comprising different solid and/or liquid

components. These colourless inkjet inks may be used to reduce or enhance the gloss of the image, for example, with a topcoat layer. A topcoat layer can also be applied for enhancing durability or solvent resistance of the image or for reducing the amount of extractables when printing on packaging materials of food.

- [0104] The inkjet ink set in the inkjet printer may include the two or more colour inkjet inks of the same colour and colour density in a different volume. Sometimes one ink can be consumed much faster than another, for example, because the other ink is tuned towards good adhesion on less frequently used substrates. Given the limited shelf-life, especially for radiation curable inks, the waste of ink and allocated costs thereto can be reduced.

Inkjet inks

- [0105] The inkjet inks in an ink set according to the present invention are preferably non-aqueous inkjet inks. In a non-aqueous inkjet ink the components are present in a dispersion medium which is a non-aqueous liquid at jetting temperature.
- [0106] The term "non-aqueous liquid" refers to a liquid carrier which should contain no water. However sometimes a small amount, generally less than 5 wt% of water based on the total weight of the ink, can be present. This water was not intentionally added but came into the formulation via other components as a contamination, such as for example polar organic solvents. Higher amounts of water than 5 wt% tend to make the non-aqueous inkjet inks instable, preferably the water content is less than 1 wt% based on the total weight dispersion medium and most preferably no water at all is present.
- [0107] The two or more colour inkjet inks of the inkjet ink set according to the present invention preferably contain a pigment as colorant. If the colorant is not a self-dispersible pigment, the inkjet inks preferably also contain a dispersant, more preferably a polymeric dispersant.
- [0108] The inkjet inks of an ink set according to the present invention may further also contain at least one surfactant.

- [0109] The inkjet inks of an ink set according to the present invention may contain at least one humectant to prevent the clogging of the nozzle, due to its ability to slow down the evaporation rate of ink.
- [0110] The pigmented colour inkjet inks according to the present invention may contain at least one dispersion synergist. A mixture of dispersion synergists may be used to further improve dispersion stability
- [0111] The inkjet inks of an ink set according to the present invention is preferably an inkjet ink selected from the group consisting of an organic solvent based, an oil based and a curable inkjet ink. The curable inkjet ink is preferably radiation curable.
- [0112] The viscosity of the inkjet ink is preferably smaller than 100 mPa.s at 30°C and at a shear rate of 100 s⁻¹. The viscosity of the inkjet ink is preferably smaller than 30 mPa.s, more preferably lower than 15 mPa.s, and most preferably between 2 and 10 mPa.s at a shear rate of 100 s⁻¹ and a jetting temperature between 10 and 70°C.
- [0113] The curable inkjet ink may contain as dispersion medium monomers, oligomers and/or prepolymers possessing different degrees of functionality. A mixture including combinations of mono-, di-, tri- and/or higher functionality monomers, oligomers or prepolymers may be used. A catalyst called an initiator for initiating the polymerization reaction may be included in the curable inkjet ink. The initiator can be a thermal initiator, but is preferably a photo-initiator. The photo-initiator requires less energy to activate than the monomers, oligomers and/or prepolymers to form the polymer. The photo-initiator suitable for use in the curable pigment dispersion may be a Norrish type I initiator, a Norrish type II initiator or a photo-acid generator.
- [0114] The curable inkjet inks of an ink set according to the present invention may further also contain at least one inhibitor.
- [0115] A CMYK inkjet ink set may also be extended with one or more extra inks such as red, green, blue and orange to further enlarge the colour gamut of the image. The CMYK ink set may also be extended by the combination of full density and light density inks of both colour inks and/or black inks to improve the image quality by lowered graininess.

Colorants

- [0116] The two or more colour inkjet inks of the inkjet ink set according to the present invention contain at least one colorant. Colorants used in the inkjet inks may be pigments, dyes or a combination thereof. Organic and/or inorganic pigments may be used.
- [0117] The two or more radiation curable inkjet inks or solvent based inkjet inks preferably contain pigments as colorants.
- [0118] The pigments in the inkjet inks may be black, white, cyan, magenta, yellow, red, orange, violet, blue, green, brown, mixtures thereof, and the like.
- [0119] The colour pigment may be chosen from those disclosed by **HERBST, Willy, et al.** Industrial Organic Pigments, Production, Properties, Applications. 3rd edition. Wiley - VCH , 2004. ISBN 3527305769.
- [0120] Particular preferred pigments are C.I. Pigment Yellow 1, 3, 10, 12, 13, 14, 17, 55, 65, 73, 74, 75, 83, 93, 97, 109, 111, 120, 128, 138, 139, 150, 151, 154, 155, 180, 185 and 213.
- [0121] Particular preferred pigments are C.I. Pigment Yellow 120, 151, 154, 175, 180, 181 and 194.
- [0122] The most preferred yellow pigments are C.I. Pigment Yellow 120, 139, 150 155 and 213.
- [0123] Particular preferred pigments are C.I. Pigment Red 17, 22, 23, 41, 48:1, 48:2, 49:1, 49:2, 52:1, 57:1, 81:1, 81:3, 88, 112, 122, 144, 146, 149, 169, 170, 175, 176, 184, 185, 188, 202, 206, 207, 210, 216, 221, 248, 251, 254, 255, 264, 270 and 272. For manufacturing decorative laminates, the most preferred are C.I. Pigment Red 254 and C.I. Pigment Red 266. For other non-aqueous inkjet applications the most preferred pigments are C.I. Pigment Red 122 and C.I. Pigment Violet 19.
- [0124] Particular preferred pigments are C.I. Pigment Violet 1, 2, 19, 23, 32, 37 and 39.
- [0125] Particular preferred pigments are C.I. Pigment Blue 15:1, 15:2, 15:3, 15:4, 15:6, 16, 56, 61 and (bridged) aluminium phthalocyanine pigments.
- [0126] Particular preferred pigments are C.I. Pigment Orange 5, 13, 16, 34, 40, 43, 59, 66, 67, 69, 71 and 73.

- [0127] Particular preferred pigments are C.I. Pigment Green 7 and 36.
- [0128] Particular preferred pigments are C.I. Pigment Brown 6 and 7.
- [0129] Suitable pigments include mixed crystals of the above particular preferred pigments. A commercially available example is Cinquasia Magenta RT-355-D from Ciba Specialty Chemicals.
- [0130] Carbon black is preferred as a pigment for the black inkjet ink. Suitable black pigment materials include carbon blacks such as Pigment Black 7 (e.g. Carbon Black MA8[®] from MITSUBISHI CHEMICAL), Regal[®] 400R, Mogul[®] L, Elftex[®] 320 from CABOT Co., or Carbon Black FW18, Special Black 250, Special Black 350, Special Black 550, Printex[®] 25, Printex[®] 35, Printex[®] 55, Printex[®] 90, Printex[®] 150T from DEGUSSA. Additional examples of suitable pigments are disclosed in **US 5389133** (XEROX) .
- [0131] It is also possible to make mixtures of pigments in the two or more colour inkjet inks. For some applications, a neutral black inkjet ink is preferred and can be obtained, for example, by mixing a black pigment and a cyan pigment into the ink. The inkjet application may also require one or more spot colours, for example for packaging inkjet printing or textile inkjet printing. Silver and gold are often desired colours for inkjet poster printing and point-of-sales displays.
- [0132] Also non-organic pigments may be present in the two or more colour inkjet inks. Particular preferred pigments are C.I. Pigment Metal 1, 2 and 3. Illustrative examples of the inorganic pigments include titanium oxide, barium sulfate, calcium carbonate, zinc oxide, lead sulfate, yellow lead, zinc yellow, red iron oxide (III), cadmium red, ultramarine blue, prussian blue, chromium oxide green, cobalt green, amber, titanium black and synthetic iron black.
- [0133] Generally pigments are stabilized in the dispersion medium by dispersing agents, such as polymeric dispersants or surfactants. However, the surface of the pigments can be modified to obtain so-called "self-dispersible" or "self-dispersing" pigments, i.e. pigments that are dispersible in the dispersion medium without dispersants.
- [0134] Pigment particles in inkjet ink should be sufficiently small to permit free flow of the ink through the inkjet-printing device, especially at the ejecting

nozzles. It is also desirable to use small particles for maximum colour strength and to slow down sedimentation.

[0135] The numeric average pigment particle size is preferably between 0.050 and 1 μm , more preferably between 0.070 and 0.300 μm and particularly preferably between 0.080 and 0.200 μm . Most preferably, the numeric average pigment particle size is no larger than 0.150 μm . However, the average pigment particle size for white inkjet inks comprising, for example, a titanium dioxide pigment, is preferably between 0.100 and 0.300 μm .

[0136] The pigment is preferably used in the pigment dispersion used for preparing the inkjet inks in an amount of 10 to 40 wt%, preferably 15 to 30 wt% based on the total weight of the pigment dispersion. In the inkjet ink the pigment is preferably used in an amount of 0.1 to 20 wt%, preferably 1 to 10 wt% based on the total weight of the inkjet ink.

[0137] Dyes suitable for the two or more colour inkjet inks in the ink set according to the present invention include direct dyes, acidic dyes, basic dyes and reactive dyes.

[0138] Suitable direct dyes for the two or more colour inkjet inks include:

- C.I. Direct Yellow 1, 4, 8, 11, 12, 24, 26, 27, 28, 33, 39, 44, 50, 58, 85, 86, 100, 110, 120, 132, 142, and 144
- C.I. Direct Red 1, 2, 4, 9, 11, 134, 17, 20, 23, 24, 28, 31, 33, 37, 39, 44, 47, 48, 51, 62, 63, 75, 79, 80, 81, 83, 89, 90, 94, 95, 99, 220, 224, 227 and 343
- C.I. Direct Blue 1, 2, 6, 8, 15, 22, 25, 71, 76, 78, 80, 86, 87, 90, 98, 106, 108, 120, 123, 163, 165, 192, 193, 194, 195, 196, 199, 200, 201, 202, 203, 207, 236, and 237
- C.I. Direct Black 2, 3, 7, 17, 19, 22, 32, 38, 51, 56, 62, 71, 74, 75, 77, 105, 108, 112, 117, 154 and 195

[0139] Suitable acidic dyes for the two or more colour inkjet inks include:

- C.I. Acid Yellow 2, 3, 7, 17, 19, 23, 25, 20, 38, 42, 49, 59, 61, 72, and 99
- C.I. Acid Orange 56 and 64
- C.I. Acid Red 1, 8, 14, 18, 26, 32, 37, 42, 52, 57, 72, 74, 80, 87, 115, 119, 131, 133, 134, 143, 154, 186, 249, 254, and 256

- C.I. Acid Violet 11, 34, and 75
- C.I. Acid Blue 1, 7, 9, 29, 87, 126, 138, 171, 175, 183, 234, 236, and 249
- C.I. Acid Green 9, 12, 19, 27, and 41
- C.I. Acid Black 1, 2, 7, 24, 26, 48, 52, 58, 60, 94, 107, 109, 110, 119, 131, and 155

[0140] Suitable reactive dyes for the two or more colour inkjet inks include:

- C.I. Reactive Yellow 1, 2, 3, 14, 15, 17, 37, 42, 76, 95, 168, and 175
- C.I. Reactive Red 2, 6, 11, 21, 22, 23, 24, 33, 45, 111, 112, 114, 180, 218, 226, 228, and 235
- C.I. Reactive Blue 7, 14, 15, 18, 19, 21, 25, 38, 49, 72, 77, 176, 203, 220, 230, and 235
- C.I. Reactive Orange 5, 12, 13, 35, and 95
- C.I. Reactive Brown 7, 11, 33, 37, and 46
- C.I. Reactive Green 8 and 19
- C.I. Reactive Violet 2, 4, 6, 8, 21, 22, and 25
- C.I. Reactive Black 5, 8, 31, and 39

[0141] Suitable basic dyes for the two or more colour inkjet inks include:

- C.I. Basic Yellow 11, 14, 21, and 32
- C.I. Basic Red 1, 2, 9, 12, and 13
- C.I. Basic Violet 3, 7, and 14
- C.I. Basic Blue 3, 9, 24, and 25

[0142] If the colour inkjet ink contains water, dyes can only manifest the ideal colour in an appropriate range of pH value. Therefore, the inkjet ink preferably further comprises a pH adjuster.

[0143] Suitable pH adjusters include NaOH, KOH, NEt_3 , NH_3 , HCl, HNO_3 , H_2SO_4 and (poly)alkanolamines such as triethanolamine and 2-amino-2-methyl-1-propanol. Preferred pH adjusters are NaOH and H_2SO_4 .

[0144] The dyes are used in the two or more colour inkjet inks in an amount of 0.1 to 30 wt%, preferably 1 to 20 wt% based on the total weight of the inkjet ink.

[0145] In a specific embodiment the colorant is a fluorescent colorant used to introduce security features. Suitable examples of a fluorescent colorant

include Tinopal™ grades such as Tinopal™ SFD, Uvitex™ grades such as Uvitex™ NFW and Uvitex™ OB, all available from CIBA SPECIALTY CHEMICALS; Leukophor™ grades from CLARIANT and Blancophor™ grades such as Blancophor™ REU and Blancophor™ BSU from BAYER.

Dispersants

[0146] Typical polymeric dispersants are copolymers of two monomers but may contain three, four, five or even more monomers. The properties of polymeric dispersants depend on both the nature of the monomers and their distribution in the polymer. Suitable copolymeric dispersants have the following polymer compositions:

- statistically polymerized monomers (e.g. monomers A and B polymerized into ABBAABAB);
- alternating polymerized monomers (e.g. monomers A and B polymerized into ABABABAB);
- gradient (tapered) polymerized monomers (e.g. monomers A and B polymerized into AAABAABBABBB);
- block copolymers (e.g. monomers A and B polymerized into AAAAABBBBBB) wherein the block length of each of the blocks (2, 3, 4, 5 or even more) is important for the dispersion capability of the polymeric dispersant;
- graft copolymers (graft copolymers consist of a polymeric backbone with side chains attached to the backbone); and
- mixed forms of these polymers, e.g. blocky gradient copolymers.

[0147] Polymeric dispersants may have different polymer architecture including linear, comb/branched, star, dendritic (including dendrimers and hyperbranched polymers). A general review on the architecture of polymers is given by ODIAN, George, Principles Of Polymerization, 4th edition, Wiley-Interscience, 2004, p. 1-18.

[0148] Comb/branched polymers have side branches of linked monomer molecules protruding from various central branch points along the main polymer chain (at least 3 branch points).

- [0149] Star polymers are branched polymers in which three or more either similar or different linear homopolymers or copolymers are linked together to a single core.
- [0150] Dendritic polymers comprise the classes of dendrimers and hyperbranched polymers. In dendrimers, with well-defined mono-disperse structures, all branch points are used (multi-step synthesis), while hyperbranched polymers have a plurality of branch points and multifunctional branches that lead to further branching with polymer growth (one-step polymerization process).
- [0151] Suitable polymeric dispersants may be prepared via addition or condensation type polymerizations. Polymerization methods include those described by ODIAN, George, Principles Of Polymerization, 4th edition, Wiley-Interscience, 2004, p. 39-606.
- [0152] Addition polymerization methods include free radical polymerization (FRP) and controlled polymerization techniques. Suitable controlled radical polymerization methods include:
- RAFT: reversible addition-fragmentation chain transfer;
 - ATRP: atom transfer radical polymerization
 - MADIX: reversible addition-fragmentation chain transfer process, using a transfer active xanthate;
 - Catalytic chain transfer (e.g. using cobalt complexes);
 - Nitroxide (e.g. TEMPO) mediated polymerizations;
- [0153] Other suitable controlled polymerization methods include:
- GTP: group transfer polymerization;
 - Living cationic (ring-opening) polymerizations;
 - Anionic co-ordination insertion ring-opening polymerization; and
 - Living anionic (ring-opening) polymerization.
- [0154] Reversible addition-fragmentation transfer (RAFT): controlled polymerization occurs via rapid chain transfer between growing polymer radicals and dormant polymer chains. A review article on RAFT synthesis of dispersants with different polymeric geometry is given in QUINN J.F. et al., Facile Synthesis of comb, star, and graft polymers via reversible

addition-fragmentation chain transfer (RAFT) polymerization, *Journal of Polymer Science, Part A: Polymer Chemistry*, Vol.40, 2956-2966, 2002.

- [0155] Group transfer polymerization (GTP): the method of GTP used for synthesis of AB block copolymers is disclosed by SPINELLI, Harry J, GTP and its use in water based pigment dispersants and emulsion stabilisers, *Proc. of 20th Int.. Conf. Org. Coat. Sci. Technol.*, New Platz, N.Y., State Univ. N.Y., *Inst. Mater. Sci.* p. 511-518.
- [0156] The synthesis of dendritic polymers is described in the literature. The synthesis of dendrimers in NEWCOME, G.R., et al. *Dendritic Molecules: Concepts, Synthesis, Perspectives*. VCH: WEINHEIM, 2001. Hyperbranching polymerization is described by BURCHARD, W.. *Solution properties of branched macromolecules. Advances in Polymer Science*. 1999, vol. 143, no.II, p. 113-194. Hyperbranched materials can be obtained by polyfunctional polycondensation as disclosed by FLORY, P.J.. *Molecular size distribution in three-dimensional polymers. VI. Branched polymer containing A-R-Bf-1-type units. Journal of the American Chemical Society*. 1952, vol.74, p. 2718-1723.
- [0157] Living cationic polymerizations is e.g. used for the synthesis of polyvinyl ethers as disclosed in **WO 2005/012444 (CANON)** , **US 20050197424 (CANON)** and **US 20050176846 (CANON)** . Anionic co-ordination ring-opening polymerization is e.g. used for the synthesis of polyesters based on lactones. Living anionic ring-opening polymerization is e.g. used for the synthesis of polyethylene oxide macromonomers.
- [0158] Free radical Polymerization (FRP) proceeds via a chain mechanism, which basically consists of four different types of reactions involving free radicals: (1) radical generation from non-radical species (initiation), (2) radical addition to a substituted alkene (propagation), (3) atom transfer and atom abstraction reactions (chain transfer and termination by disproportionation), and (4) radical-radical recombination reactions (termination by combination).
- [0159] Polymeric dispersants having several of the above polymer compositions are disclosed in **US 6022908 (HP)** , **US 5302197 (DU PONT)** and **US 6528557 (XEROX)** .

- [0160] Suitable statistical copolymeric dispersants are disclosed in US 5648405 (DU PONT) , US 6245832 (FUJI XEROX) , US 6262207 (3M) , US 20050004262 (KAO) and US 6852777 (KAO) .
- [0161] Suitable alternating copolymeric dispersants are described in US 20030017271 (AKZO NOBEL) .
- [0162] Suitable block copolymeric dispersants have been described in numerous patents, especially block copolymeric dispersants containing hydrophobic and hydrophilic blocks. For example, US 5859113 (DU PONT) AB block copolymers, US 6413306 (DU PONT) discloses ABC block copolymers.
- [0163] Suitable graft copolymeric dispersants are described in CA 2157361 (DU PONT) (hydrophobic polymeric backbone and hydrophilic side chains); other graft copolymeric dispersants are disclosed in US 6652634 (LEXMARK) and US 6521715 (DU PONT)).
- [0164] Suitable branched copolymeric dispersants are described US 6005023 (DU PONT) , US 6031019 (KAO) and US 6127453 (KODAK) .
- [0165] Suitable dendritic copolymeric dispersants are described in e.g. US 6518370 (3M) , US 6258896 (3M) , US 2004102541 (LEXMARK) , US 6649138 (QUANTUM DOT) , US 2002256230 (BASF) , EP 1351759 A (EFKA ADDITIVES) and EP 1295919 A (KODAK) .
- [0166] Suitable designs of polymeric dispersants for inkjet inks are disclosed in SPINELLI, Harry J., Polymeric Dispersants in Inkjet technology, *Advanced Materials*, 1998, Vol. 10, no. 15, p. 1215-1218.
- [0167] The monomers and/or oligomers used to prepare the polymeric dispersant can be any monomer and/or oligomer found in the Polymer Handbook Vol. 1 + 2, 4th edition, edited by J. BRANDRUP et al., Wiley-Interscience, 1999.
- [0168] Polymers useful as pigment dispersants include naturally occurring polymers, and specific examples thereof include: proteins, such as glue, gelatine, casein, and albumin; naturally occurring rubbers, such as gum arabic and tragacanth; glucosides such as saponin; alginic acid and alginic acid derivatives, such as propylene glycol alginate; and cellulose derivatives, such as methyl cellulose, carboxymethyl cellulose and ethylhydroxy cellulose; wool and silk, and synthetic polymers.

[0169] Suitable examples of monomers for synthesising polymeric dispersants include: acrylic acid, methacrylic acid, maleic acid (or their salts), maleic anhydride, alkyl(meth)acrylates (linear, branched and cycloalkyl) such as methyl(meth)acrylate, n-butyl(meth)acrylate, tert-butyl(meth)acrylate, cyclohexyl(meth)acrylate, and 2-ethylhexyl(meth)acrylate; aryl(meth)acrylates such as benzyl(meth)acrylate, and phenyl(meth)acrylate; hydroxyalkyl(meth)acrylates such as hydroxyethyl(meth)acrylate, and hydroxypropyl(meth)acrylate; (meth)acrylates with other types of functionalities (e.g. oxiranes, amino, fluoro, polyethylene oxide, phosphate substituted) such as glycidyl (meth)acrylate, dimethylaminoethyl(meth)acrylate, trifluoroethyl acrylate, methoxypolyethyleneglycol (meth)acrylate, and tripropyleneglycol (meth)acrylate phosphate; allyl derivatives such as allyl glycidyl ether; styrenics such as styrene, 4-methylstyrene, 4-hydroxystyrene, 4-acetostyrene, and styrene sulfonic acid; (meth)acrylonitrile; (meth)acrylamides (including N-mono and N,N-disubstituted) such as N-benzyl (meth)acrylamide; maleimides such as N-phenyl maleimide; vinyl derivatives such as vinyl alcohol, vinylcaprolactam, vinylpyrrolidone, vinylimidazole, vinylnaphthalene, and vinyl halides; vinyl ethers such as vinylmethyl ether; vinyl esters of carboxylic acids such as vinylacetate, vinylbutyrate, and vinyl benzoate. Typical condensation type polymers include polyurethanes, polyamides, polycarbonates, polyethers, polyureas, polyimines, polyimides, polyketones, polyester, polysiloxane, phenol-formaldehyde, urea-formaldehyde, melamine-formaldehyde, polysulfide, polyacetal or combinations thereof.

[0170] Suitable copolymeric dispersants are acrylic acid/acrylonitrile copolymer, vinyl acetate/acrylic ester copolymer, acrylic acid/acrylic ester copolymer, styrene/acrylic acid copolymer, styrene/methacrylic acid copolymer, styrene/methacrylic acid/acrylic ester copolymer, styrene/ α -methylstyrene/acrylic acid copolymer, styrene/ α -methylstyrene/acrylic acid/acrylic ester copolymer, styrene/maleic acid copolymer, styrene/maleic anhydride copolymer, vinylnaphthalene/acrylic acid copolymer, vinylnaphthalene/maleic acid copolymer, vinyl acetate/ethylene

copolymer, vinyl acetate/fatty acid/ethylene copolymer, vinyl acetate/maleic ester copolymer, vinyl acetate/crotonic acid copolymer, vinyl acetate/acrylic acid copolymer.

[0171] Suitable chemistries of copolymeric dispersants also include:

- Copolymers which are the product of a condensation process of poly(ethylene imine) with a carboxylic acid terminated polyester (made by addition polymerization); and
- Copolymers which are the product of a reaction of a multifunctional isocyanate with:
 - a compound monosubstituted with a group that is capable of reacting with an isocyanate, e.g. polyester;
 - a compound containing two groups capable of reacting with an isocyanate (cross-linker); or
 - a compound with at least one basic ring nitrogen and a group that is capable of reacting with an isocyanate group.

[0172] A detailed list of suitable polymeric dispersants is disclosed by MC CUTCHEON, Functional Materials, North American Edition, Glen Rock, N.J.: Manufacturing Confectioner Publishing Co., 1990, p. 110-129.

[0173] Suitable pigment stabilisers are also disclosed in DE 19636382 (BAYER) , US 5720802 (XEROX) , US 5713993 (DU PONT) , WO 96/12772 (XAAR) and US 5085689 (BASF) .

[0174] One polymeric dispersant or a mixture of two or more polymeric dispersants may be present to improve the dispersion stability further. Sometimes surfactants can also be used as pigment dispersants, thus a combination of a polymeric dispersant with a surfactant is also possible.

[0175] The polymeric dispersant can be non-ionic, anionic or cationic in nature; salts of the ionic dispersants can also be used.

[0176] The polymeric dispersant has preferably a polymerization degree DP between 5 and 1000, more preferably between 10 and 500 and most preferably between 10 and 100.

[0177] The polymeric dispersant has preferably a number average molecular weight Mn between 500 and 30000, more preferably between 1500 and 10000.

- [0178] The polymeric dispersant has preferably an average molecular weight Mw smaller than 100000, more preferably smaller than 50000 and most preferably smaller than 30000.
- [0179] The polymeric dispersant has preferably a polymeric dispersity PD smaller than 2, more preferably smaller than 1.75 and most preferably smaller than 1.5.
- [0180] Commercial examples of polymeric dispersants are the following:
- DISPERBYK™ dispersants available from BYK CHEMIE GMBH;
 - SOLSPERSE™ dispersants available from NOVEON;
 - TEGO™ DISPERS™ dispersants from DEGUSSA;
 - EDAPLAN™ dispersants from MÜNZING CHEMIE;
 - ETHACRYL™ dispersants from LYONDELL;
 - GANEX™ dispersants from ISP;
 - DISPEX™ and EFKA™ dispersants from CIBA SPECIALTY CHEMICALS INC;
 - DISPONER™ dispersants from DEUCHEM; and
 - JONCRYL™ dispersants from JOHNSON POLYMER.
- [0181] Particularly preferred polymeric dispersants include Solsperser™ dispersants from NOVEON, Efska™ dispersants from CIBA SPECIALTY CHEMICALS INC and Disperbyk™ dispersants from BYK CHEMIE GMBH.
- [0182] Particularly preferred dispersants for solvent based pigmented dispersions are Solsperser™ 32000 and 39000 from NOVEON.
- [0183] Particularly preferred dispersants for oil based pigmented dispersions are Solsperser™ 11000, 11200, 13940, 16000, 17000 and 19000 from NOVEON.
- [0184] Particularly preferred dispersants for UV-curable pigmented dispersions are Solsperser™ 32000 and 39000 dispersants from NOVEON.
- [0185] The polymeric dispersant is preferably used in an amount of 2 to 600 wt%, more preferably 5 to 200 wt% based on the weight of the pigment.

Dispersion synergists

- [0186] The dispersion synergist usually consists of an anionic part and a cationic part. The anionic part of the dispersion synergist exhibiting a certain

molecular similarity with the colour pigment and the cationic part of the dispersion synergist consists of one or more protons and/or cations to compensate the charge of the anionic part of the dispersion synergist.

- [0187] The synergist is preferably added in a smaller amount than the polymeric dispersant(s). The ratio of polymeric dispersant/dispersion synergist depends upon the pigment and should be determined experimentally. Typically the ratio wt% polymeric dispersant/wt% dispersion synergist is selected between 2:1 to 100:1, preferably between 2:1 and 20:1.
- [0188] Suitable dispersion synergists that are commercially available include Solsperse™ 5000 and Solsperse™ 22000 from NOVEON.
- [0189] A particular preferred pigment for the magenta ink used in an inkjet ink set for manufacturing decorative laminates is a diketopyrrolo-pyrrole pigment. For obtaining excellent dispersion stability and quality, preferably a dispersion synergist was used for a diketopyrrolo-pyrrole pigment as those disclosed in pending European Patent Application EP05111360.
- [0190] In dispersing C.I. Pigment Blue 15:3, the use of a sulfonated Cu-phthalocyanine dispersion synergist, e.g. Solsperse™ 5000 from NOVEON is preferred. Suitable dispersion synergists for yellow inkjet inks include those disclosed in pending European Patent Application EP05111357.

Dispersion media

- [0191] In one embodiment the dispersion medium consists of organic solvent(s). Suitable organic solvents include alcohols, ketones, esters, ethers, glycols and polyglycols and derivatives thereof, lactones, N-containing solvents such as amides. Preferably mixtures of one or more of these solvents are used.
- [0192] Examples of suitable alcohols include methyl alcohol, ethyl alcohol, n-propyl alcohol, isopropyl alcohol, n-butyl alcohol, heptyl alcohol, octyl alcohol, cyclohexyl alcohol, benzyl alcohol, phenylethyl alcohol, phenylpropyl alcohol, furfuryl alcohol, anise alcohol and fluoroalcohols.
- [0193] Examples of suitable ketones include acetone, methyl ethyl ketone, methyl n-propyl ketone, methyl isopropyl ketone, methyl n-butyl ketone, methyl isobutyl ketone, methyl n-amyl ketone, methyl isoamyl ketone, diethyl

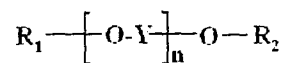
ketone, ethyl n-propyl ketone, ethyl isopropyl ketone, ethyl n-butyl ketone, ethyl isobutyl ketone, di-n-propyl ketone, diisobutyl ketone, cyclohexanone, methylcyclohexanone and isophorone, 2,4-pentanedione and hexafluoroacetone.

- [0194] Examples of suitable esters include methyl acetate, ethyl acetate, n-propyl acetate, isopropyl acetate, n-butyl acetate, isobutyl acetate, hexyl acetate, octyl acetate, benzyl acetate, phenoxyethyl acetate, ethyl phenyl acetate, methyl lactate, ethyl lactate, propyl lactate, butyl lactate; methyl propionate, ethyl propionate, benzyl propionate, ethylene carbonate, propylene carbonate, amyl acetate, ethyl benzoate, butyl benzoate, butyl laurate, isopropyl myristate, isopropyl palmitate, triethyl phosphate, tributyl phosphate, diethyl phthalate, dibutyl phthalate, diethyl malonate, dipropyl malonate, diethyl succinate, dibutyl succinate, diethyl glutarate, diethyl adipate, dibutyl adipate and diethyl sebacate.
- [0195] Examples of suitable ethers include butyl phenyl ether, benzyl ethyl ether, hexyl ether, diethyl ether, dipropyl ether, tetrahydrofuran and dioxane.
- [0196] Examples of suitable glycols and polyglycols include ethylene glycol, diethylene glycol, triethylene glycol, propylene glycol, dipropylene glycol and tripropylene glycol.
- [0197] Examples of suitable glycol and polyglycol derivatives include ethers such as alkylene glycol mono alkyl ethers, alkylene glycol dialkyl ethers, polyalkylene glycol monoalkyl ethers, polyalkylene glycol dialkyl ethers and esters of the preceding glycol ethers such as acetate and propionate esters, in case of dialkyl ethers only one ether function (resulting in mixed ether/ester) or both ether functions can be esterized (resulting in dialkyl ester).
- [0198] Examples of suitable alkylene glycol mono alkyl ethers include ethylene glycol mono methyl ether, ethylene glycol mono ethyl ether, ethylene glycol mono propyl ether, ethylene glycol mono butyl ether, ethylene glycol mono hexyl ether, ethylene glycol mono 2-ethyl-hexyl ether, ethylene glycol mono phenyl ether, propylene glycol mono methyl ether, propylene glycol mono ethyl ether, propylene glycol mono n-propyl ether, propylene glycol mono n-butyl ether, propylene glycol mono iso-butyl ether,

propylene glycol mono t-butyl ether and propylene glycol mono phenyl ether.

- [0199] Examples of suitable alkylene glycol dialkyl ethers include ethylene glycol dimethyl ether, ethylene glycol diethyl ether, ethylene glycol methyl ethyl ether, ethylene glycol dibutyl ether, propylene glycol dimethyl ether, propylene glycol diethyl ether and propylene glycol dibutyl ether.
- [0200] Examples of suitable polyalkylene glycol mono alkyl ethers include diethylene glycol mono methyl ether, diethylene glycol mono ethyl ether, diethylene glycol mono-n-propyl ether, diethylene glycol mono n-butyl ether, diethylene glycol mono hexyl ether, triethylene glycol mono methyl ether, triethylene mono ethyl ether, triethylene glycol mono butyl ether, dipropylene mono methyl ether, dipropylene glycol mono ethyl ether, dipropylene glycol n-propyl ether, dipropylene glycol mono n-butyl ether, dipropylene mono t-butyl ether, tripropylene glycol mono methyl ether, tripropylene glycol mono ethyl ether, tripropylene glycol mono n-propyl ether and tripropylene glycol mono n-butyl ether.
- [0201] Examples of suitable polyalkylene glycol dialkyl ethers include diethylene glycol dimethyl ether, triethylene glycol dimethyl ether, tetraethylene glycol dimethyl ether, diethylene glycol diethyl ether, triethylene glycol diethyl ether, tetraethylene glycol diethyl ether, diethylene glycol methyl ethyl ether, triethylene glycol methyl ethyl ether, tetraethylene glycol methyl ethyl ether, diethylene glycol di-n-propyl ether, diethylene glycol di-iso-propyl ether, dipropylene glycol dimethyl ether, dipropylene glycol diethyl ether, dipropylene di n-propyl ether, dipropylene di t-butyl ether, tripropylene glycol dimethyl ether and tripropylene glycol diethyl ether.
- [0202] Examples of suitable glycol esters include ethylene glycol monomethyl ether acetate, ethylene glycol monoethyl ether acetate, ethylene glycol monopropyl ether acetate, ethylene glycol monobutyl ether acetate, diethylene glycol monoethyl ether acetate, diethylene glycol monobutyl ether acetate, propylene glycol monomethyl ether acetate, propylene glycol monoethyl ether acetate, dipropylene glycol monomethyl ether acetate and propylene glycol monomethyl ether propionate.

[0203] Preferred solvents for use in pigment dispersions and inkjet inks are one or more polyalkyleneglycol dialkylethers represented by the formula (PAG)



Formula (PAG)

wherein,

R₁ and R₂ are each independently selected from an alkyl group having 1 to 4 carbon atoms;

Y represents an ethylene group and/or a propylene group; wherein n is an integer selected from 4 to 20. Preferably a mixture of two or more polyalkyleneglycol dialkylethers represented by the formula (PAG).

[0204] The alkyl groups R₁ and R₂ of the polyalkyleneglycol dialkylethers according to Formula (PAG) preferably represent methyl and/or ethyl. Most preferably the alkyl groups R₁ and R₂ are both methyl groups.

[0205] In a preferred embodiment the polyalkyleneglycol dialkylethers according to Formula (PAG) are polyethylene glycol dialkylethers.

[0206] In another preferred embodiment, a mixture of 2, 3, 4 or more polyalkyleneglycol dialkylethers, more preferably polyethylene glycol dialkylethers are present in the pigment dispersion or inkjet ink.

[0207] Suitable mixtures of polyalkyleneglycol dialkylethers for the pigment dispersions include mixtures of polyethylene glycol dimethyl ethers having a molecular weight of at least 200, such as Polyglycol DME 200™, Polyglycol DME 250™ and Polyglycol DME 500™ from CLARIANT. The polyalkyleneglycol dialkylethers used in non-aqueous inkjet inks have preferably an average molecular weight between 200 and 800, and more preferably no polyalkyleneglycol dialkylethers with a molecular weight of more than 800 are present. The mixture of polyalkyleneglycol dialkylethers is preferably a homogeneous liquid mixture at room temperature.

[0208] Suitable commercial glycol ether solvents include Cellosolve™ solvents and Carbitol™ solvents from UNION CARBIDE, Ektasolve™ solvents from EASTMAN, Dowanol™ solvents from DOW, Oxitoll™ solvents, Dioxitoll™ solvents, Proxitoll™ solvents and Diproxitoll™ solvents from SHELL CHEMICAL and Arcosolv™ solvents from LYONDELL.

- [0209] Lactones are compounds having a ring structure formed by ester bonds and can be of the γ -lactone (5-membered ring structure), δ -lactone (6-membered ring structure) or ϵ -lactone (7-membered ring structure) types. Suitable examples of lactones include γ -butyrolactone, γ -valerolactone, γ -hexalactone, γ -heptalactone, γ -octalactone, γ -nonalactone, γ -decalactone, γ -undecalactone, δ -valerolactone, δ -hexalactone, δ -heptalactone, δ -octalactone, δ -nonalactone, δ -decalactone, δ -undecalactone and ϵ -caprolactone.
- [0210] Suitable examples of N-containing organic solvents include 2-pyrrolidone, N-methylpyrrolidone, N-ethyl-2-pyrrolidone, N-octyl-2-pyrrolidone, N-dodecyl-2-pyrrolidone, N,N-dimethylacetamide, N,N-dimethylformamide, acetonitrile and N,N-dimethyldodecanamide.
- [0211] In another embodiment the dispersion medium comprises oil types of liquids, alone or in combination with organic solvent(s). Suitable organic solvents include alcohols, ketones, esters, ethers, glycols and polyglycols and derivatives thereof, lactones, N-containing solvents such as amides, higher fatty acid ester and mixtures of one or more of the solvents as described above for solvent based dispersion media.
- [0212] The amount of polar solvent is preferably lower than the amount of oil. The organic solvent has preferably a high boiling point, preferably above 200° C. Examples of suitable combinations are disclosed by EP 0808347 A (XAAR) especially for the use of oleyl alcohol and EP 1157070 A (MARCONI DATA SYSTEMS) for the combination of oil and volatile organic solvent.
- [0213] Suitable oils include saturated hydrocarbons and unsaturated hydrocarbons, aromatic oils, paraffinic oils, extracted paraffinic oils, naphthenic oils, extracted naphthenic oils, hydrotreated light or heavy oils, vegetable oils, white oils, petroleum naphtha oils, halogen-substituted hydrocarbons, silicones and derivatives and mixtures thereof.
- [0214] Hydrocarbons may be selected from straight chain or branched chain aliphatic hydrocarbons, alicyclic hydrocarbons and aromatic hydrocarbons. Examples of hydrocarbons are saturated hydrocarbons such as n-hexane, isohexane, n-nonane, isononane, dodecane and isododecane;

unsaturated hydrocarbons such as 1-hexene, 1-heptene and 1-octene; cyclic saturated hydrocarbons such as cyclohexane, cycloheptane, cyclooctane, cyclodecane and decalin; cyclic unsaturated hydrocarbons such as cyclohexene, cycloheptene, cyclooctene, 1,3,5,7-cyclooctatetraene; and cyclododecene; and aromatic hydrocarbons such as benzene, toluene, xylene, naphthalene, phenanthrene, anthracene and derivatives thereof. In literature the term paraffinic oil is often used. Suitable Paraffinic oils can be normal paraffin type (octane and higher alkanes), isoparaffins (isooctane and higher iso-alkanes) and cycloparaffins (cyclooctane and higher cycloalkanes) and mixtures of paraffin oils. The term "liquid paraffin" is often used to refer to a mixture of mainly comprising three components of a normal paraffin, an isoparaffin and a monocyclic paraffin, which is obtained by highly refining a relatively volatile lubricating oil fraction through a sulphuric-acid washing or the like, as described in **US 6730153** (SAKATA INX) . Suitable hydrocarbons are also described as de-aromatized petroleum distillates.

- [0215] Suitable examples of halogenated hydrocarbons include methylene dichloride, chloroform, tetrachloromethane and methyl chloroform. Other suitable examples of halogen-substituted hydrocarbons include perfluoro-alkanes, fluorine-based inert liquids and fluorocarbon iodides.
- [0216] Suitable examples of silicone oils include dialkyl polysiloxane (e.g., hexamethyl disiloxane, tetramethyl disiloxane, octamethyl trisiloxane, hexamethyl trisiloxane, heptamethyl trisiloxane, decamethyl tetrasiloxane, trifluoropropyl heptamethyl trisiloxane, diethyl tetramethyl disiloxane), cyclic dialkyl polysiloxane (e.g., hexamethyl cyclotrisiloxane, octamethyl cyclotetrasiloxane, tetramethyl cyclotetrasiloxane, tetra(trifluoropropyl)tetramethyl cyclotetrasiloxane), and methylphenyl silicone oil.
- [0217] White oil is a term used for white mineral oils, which are highly refined mineral oils that consist of saturated aliphatic and alicyclic non-polar hydrocarbons. White oils are hydrophobic, colourless, tasteless, odourless, and do not change colour over time.

- [0218] Vegetable oils include semi-drying oils such as soybean oil, cotton seed oil, sunflower oil, rape seed oil, mustard oil, sesame oil and corn oil; non-drying oils such as olive oil, peanut oil and tsubaki oil; and drying oils such as linseed oil and safflower oil, wherein these vegetable oils can be used alone or as a mixture thereof.
- [0219] Examples of other suitable oils include petroleum oils, non-drying oils and semi-drying oils.
- [0220] Commercially available suitable oils include the aliphatic hydrocarbons types such as the Isopar™ range (isoparaffins) and Varsol/Naphtha range from EXXON CHEMICAL, the Soltrol™ range and hydrocarbons from CHEVRON PHILLIPS CHEMICAL, and the Shellsol™ range from SHELL CHEMICALS.
- [0221] Suitable commercial normal paraffins include the Norpar™ range from EXXON MOBIL CHEMICAL.
- [0222] Suitable commercial naphthenic hydrocarbons include the Nappar™ range from EXXON MOBIL CHEMICAL.
- [0223] Suitable commercial de-aromatized petroleum distillates include the Exxsol™ D types from EXXON MOBIL CHEMICAL.
- [0224] Suitable commercial fluoro-substituted hydrocarbons include fluorocarbons from DAIKIN INDUSTRIES LTD, Chemical Division.
- [0225] Suitable commercial silicone oils include the silicone fluid ranges from SHIN-ETSU CHEMICAL, Silicone Division.
- [0226] Suitable commercial white oils include Witco™ white oils from CROMPTON CORPORATION.
- [0227] If the non-aqueous pigment dispersion is a curable pigment dispersion, the dispersion medium comprises one or more monomers and/or oligomers to obtain a liquid dispersion medium. Sometimes, it can be advantageous to add a small amount of an organic solvent to improve the dissolution of the dispersant. The content of organic solvent should be lower than 20 wt% based on the total weight of the inkjet ink. In other cases, it can be advantageous to add a small amount of water, for example, to improve the spreading of the inkjet ink on a hydrophilic surface, but preferably the inkjet ink contains no water.

[0228] Preferred organic solvents include alcohols, aromatic hydrocarbons, ketones, esters, aliphatic hydrocarbons, higher fatty acids, carbitols, cellosolves, higher fatty acid esters. Suitable alcohols include methanol, ethanol, propanol and 1-butanol, 1-pentanol, 2-butanol, t.-butanol. Suitable aromatic hydrocarbons include toluene, and xylene. Suitable ketones include methyl ethyl ketone, methyl isobutyl ketone, 2,4-pentanedione and hexafluoroacetone. Also glycol, glycolethers, N-methylpyrrolidone, N,N-dimethylacetamid, N, N-dimethylformamid may be used.

[0229] In the case of a curable inkjet ink, the dispersion medium preferably consists of monomers and/or oligomers.

Monomers and oligomers

[0230] Any monomer or oligomer may be used as curable compound for the curable inkjet ink. A combination of monomers, oligomers and/or prepolymers may also be used. The monomers, oligomers and/or prepolymers may possess different degrees of functionality, and a mixture including combinations of mono-, di-, tri- and higher functionality monomers, oligomers and/or prepolymers may be used. The viscosity of the inkjet ink can be adjusted by varying the ratio between the monomers and oligomers.

[0231] Any method of conventional radical polymerization, photo-curing system using photo acid or photo base generator, or photo induction alternating copolymerization may be employed. In general, radical polymerization and cationic polymerization are preferred, and photo induction alternating copolymerization needing no initiator may also be employed. Furthermore, a hybrid system of combinations of these systems is also effective.

[0232] Cationic polymerization is superior in effectiveness due to lack of inhibition of the polymerization by oxygen, however it is expensive and slow, especially under conditions of high relative humidity. If cationic polymerization is used, it is preferred to use an epoxy compound together with an oxetane compound to increase the rate of polymerization. Radical polymerization is the preferred polymerization process.

[0233] Any polymerizable compound commonly known in the art may be employed. Particularly preferred for use as a radiation curable compound

in the radiation curable inkjet ink are monofunctional and/or polyfunctional acrylate monomers, oligomers or prepolymers, such as isoamyl acrylate, stearyl acrylate, lauryl acrylate, octyl acrylate, decyl acrylate, isoamylstyryl acrylate, isostearyl acrylate, 2-ethylhexyl-diglycol acrylate, 2-hydroxybutyl acrylate, 2-acryloyloxyethylhexahydrophthalic acid, butoxyethyl acrylate, ethoxydiethylene glycol acrylate, methoxydiethylene glycol acrylate, methoxypolyethylene glycol acrylate, methoxypropylene glycol acrylate, phenoxyethyl acrylate, tetrahydrofurfuryl acrylate, isobornyl acrylate, 2-hydroxyethyl acrylate, 2-hydroxypropyl acrylate, 2-hydroxy-3-phenoxypropyl acrylate, vinyl ether acrylate, vinyl ether ethoxy (meth)acrylate, 2-acryloyloxyethylsuccinic acid, 2-acryloyloxyethylphthalic acid, 2-acryloyloxyethyl-2-hydroxyethyl-phthalic acid, lactone modified flexible acrylate, and t-butylcyclohexyl acrylate, triethylene glycol diacrylate, tetraethylene glycol diacrylate, polyethylene glycol diacrylate, dipropylene glycol diacrylate, tripropylene glycol diacrylate, polypropylene glycol diacrylate, 1,4-butanediol diacrylate, 1,6-hexanediol diacrylate, 1,9-nonanediol diacrylate, neopentyl glycol diacrylate, dimethyloltricyclodecane diacrylate, bisphenol A EO (ethylene oxide) adduct diacrylate, bisphenol A PO (propylene oxide) adduct diacrylate, hydroxypivalate neopentyl glycol diacrylate, propoxylated neopentyl glycol diacrylate, alkoxyated dimethyloltricyclodecane diacrylate and polytetramethylene glycol diacrylate, trimethylolpropane triacrylate, EO modified trimethylolpropane triacrylate, tri (propylene glycol) triacrylate, caprolactone modified trimethylolpropane triacrylate, pentaerythritol triacrylate, pentaerythritol tetraacrylate, pentaerythritolethoxy tetraacrylate, dipentaerythritol hexaacrylate, ditrimethylolpropane tetraacrylate, glycerinpropoxy triacrylate, and caprolactam modified dipentaerythritol hexaacrylate, or an N-vinylamide such as, N-vinylcaprolactam or N-vinylformamide ; or acrylamide or a substituted acrylamide, such as acryloylmorpholine.

[0234] Other suitable monofunctional acrylates include caprolactone acrylate, cyclic trimethylolpropane formal acrylate, ethoxylated nonyl phenol acrylate, isodecyl acrylate, isooctyl acrylate, octyldecyl acrylate,

alkoxylated phenol acrylate, tridecyl acrylate and alkoxylated cyclohexanone dimethanol diacrylate.

- [0235] Other suitable difunctional acrylates include alkoxylated cyclohexanone dimethanol diacrylate, alkoxylated hexanediol diacrylate, dioxane glycol diacrylate, dioxane glycol diacrylate, cyclohexanone dimethanol diacrylate, diethylene glycol diacrylate and neopentyl glycol diacrylate.
- [0236] Other suitable trifunctional acrylates include propoxylated glycerine triacrylate and propoxylated trimethylolpropane triacrylate.
- [0237] Other higher functional acrylates include di-trimethylolpropane tetraacrylate, dipentaerythritol pentaacrylate, ethoxylated pentaerythritol tetraacrylate, methoxylated glycol acrylates and acrylate esters.
- [0238] Furthermore, methacrylates corresponding to the above-mentioned acrylates may be used with these acrylates. Of the methacrylates, methoxypolyethylene glycol methacrylate, methoxytriethylene glycol methacrylate, hydroxyethyl methacrylate, phenoxyethyl methacrylate, cyclohexyl methacrylate, tetraethylene glycol dimethacrylate, and polyethylene glycol dimethacrylate are preferred due to their relatively high sensitivity and higher adhesion to an ink-receiver surface.
- [0239] Furthermore, the inkjet inks may also contain polymerizable oligomers. Examples of these polymerizable oligomers include epoxy acrylates, aliphatic urethane acrylates, aromatic urethane acrylates, polyester acrylates, and straight-chained acrylic oligomers.
- [0240] Suitable examples of styrene compounds are styrene, p-methylstyrene, p-methoxystyrene, β -methylstyrene, p-methyl- β -methylstyrene, α -methylstyrene and p-methoxy- β -methylstyrene.
- [0241] Suitable examples of vinylnaphthalene compounds are 1-vinylnaphthalene, α -methyl-1-vinylnaphthalene, β -methyl-1-vinylnaphthalene, 4-methyl-1-vinylnaphthalene and 4-methoxy-1-vinylnaphthalene.
- [0242] Suitable examples of N-vinyl compounds are N-vinylcarbazole, N-vinylpyrrolidone, N-vinylindole, N-vinylpyrrole, N-vinylphenothiazine, N-vinylacetanilide, N-vinylethylacetoamide, N-vinylsuccinimide, N-vinylphthalimide, N-vinylcaprolactam and N-vinylimidazole.

- [0243] The cationically polymerizable compound of the inkjet ink can be one or more monomers, one or more oligomers or a combination thereof.
- [0244] Suitable examples of cationically curable compounds can be found in *Advances in Polymer Science*, 62, pages 1 to 47 (1984) by J. V. Crivello.
- [0245] The cationic curable compound may contain at least one olefin, thioether, acetal, thioxane, thietane, aziridine, N-, O-, S- or P-heterocycle, aldehyde, lactam or cyclic ester group.
- [0246] Examples of cationic polymerizable compounds include monomers and/or oligomers epoxides, vinyl ethers, styrenes, oxetanes, oxazolines, vinylnaphthalenes, N-vinyl heterocyclic compounds, tetrahydrofurfuryl compounds.
- [0247] The cationically polymerizable monomer can be mono-, di- or multi-functional or a mixture thereof.
- [0248] Suitable cationic curable compounds having at least one epoxy group are listed in the "Handbook of Epoxy Resins" by Lee and Neville, McGraw Hill Book Company, New York (1967) and in "Epoxy Resin Technology" by P. F. Bruins, John Wiley and Sons New York (1968).
- [0249] Examples of cationic curable compounds having at least one epoxy group include 1,4-butanediol diglycidyl ether, 3-(bis(glycidylmethoxy)-1,2-propane diol, limonene oxide, 2-biphenyl glycidyl ether, 3,4-epoxycyclohexylmethyl-3',4'-epoxycyclohexane carboxylate, epichlorohydrin-bisphenol S based epoxides, epoxidized styrenics and more epichlorohydrin-bisphenol F and A based epoxides and epoxidized novolaks.
- [0250] Suitable epoxy compounds comprising at least two epoxy groups in the molecule are alicyclic polyepoxide, polyglycidyl ester of polybasic acid, polyglycidyl ether of polyol, polyglycidyl ether of polyoxyalkylene glycol, polyglycidyl ester of aromatic polyol, polyglycidyl ether of aromatic polyol, urethane polyepoxy compound, and polyepoxy polybutadiene.
- [0251] Examples of cycloaliphatic bisepoxides include copolymers of epoxides and hydroxyl components such as glycols, polyols, or vinyl ether, such as 3,4-epoxycyclohexylmethyl-3', 4'-epoxycyclohexylcarboxylate; bis (3,4-

epoxycyclohexylmethyl) adipate; limonene bisepoxide; diglycidyl ester of hexahydrophthalic acid.

[0252] Examples of vinyl ethers having at least one vinyl ether group include ethyl vinyl ether, n-butyl vinyl ether, isobutyl vinyl ether, octadecyl vinyl ether, cyclohexyl vinyl ether, butanediol divinyl ether, hydroxyl butyl vinyl ether, cyclohexane dimethanol monovinyl ether, phenyl vinyl ether, p-methylphenyl vinyl ether, p-methoxyphenyl vinyl ether, α -methylphenyl vinyl ether, β -methylisobutyl vinyl ether and β -chloroisobutyl vinyl ether, diethyleneglycol divinyl ether, triethylene glycol divinyl ether, n-propyl vinyl ether, isopropyl vinyl ether, dodecyl vinyl ether, diethylene glycol monovinyl ether, cyclohexanedimethanol divinyl ether, 4-(vinyloxy)butyl benzoate, bis[4-(vinyl oxy)butyl]adipate, bis[4-(vinyl oxy)butyl]succinate, 4-(vinyloxy methyl)cyclohexylmethyl benzoate, bis[4-(vinyloxy)butyl]isophthalate, bis[4-(vinyloxymethyl)cyclohexylmethyl]glutarate, tris[4-(vinyloxy)butyl]trimellitate, 4-(vinyloxy)butyl stearate, bis[4-(vinyloxy)butyl]hexanediylbiscarbamate, bis[4-(vinyloxy)methyl]cyclohexyl[methyl]terephthalate, bis[4-(vinyloxy)methyl]cyclohexyl[methyl]isophthalate, bis[4-(vinyloxy)butyl](4-methyl-1,3-phenylene)-biscarbamate, bis[4-(vinyloxy)butyl](methylenedi-4,1-phenylene) biscarbamate and 3-amino-1-propanol vinyl ether.

[0253] Suitable examples of oxetane compounds having at least one oxetane group include 3-ethyl-3-hydroxymethyl-1-oxetane, the oligomeric mixture 1,4-bis [3-ethyl-3-oxetanyl methoxy)methyl]benzene, 3-ethyl-3-phenoxyethyl-oxetane, bis ([1-ethyl(3-oxetanyl)methyl] ether, 3-ethyl-3-[(2-ethylhexyloxy) methyl]oxetane, 3-ethyl-[(tri-ethoxysilyl propoxy)methyl]oxetane and 3,3-dimethyl-2(p-methoxy-phenyl)-oxetane.

[0254] A preferred class of monomers and oligomers which can be used in both radiation and cationically curable compositions are vinyl ether acrylates such as those described in US 6310115 (AGFA) , incorporated herein by reference. Particularly preferred compounds are 2-(2-vinyloxyethoxy)ethyl (meth)acrylate, most preferably the compound is 2-(2-vinyloxyethoxy)ethyl acrylate.

Initiators

- [0255] The curable inkjet ink preferably also contains an initiator. The initiator typically initiates the polymerization reaction. The initiator can be a thermal initiator, but is preferably a photo-initiator. The photo-initiator requires less energy to activate than the monomers, oligomers and/or prepolymers to form the polymer. The photo-initiator suitable for use in the curable inkjet inks may be a Norrish type I initiator, a Norrish type II initiator or a photo-acid generator.
- [0256] Thermal initiator(s) suitable for use in the curable inkjet ink include tert-amyl peroxybenzoate, 4,4'-azobis(4-cyanovaleric acid), 1,1'-azobis(cyclohexanecarbonitrile), 2,2'-azobisisobutyronitrile (AIBN), benzoyl peroxide, 2,2-bis(tert-butylperoxy)butane, 1,1-bis(tert-butylperoxy)cyclohexane, 1,1-bis(tert-butylperoxy)cyclohexane, 2,5-bis(tert-butylperoxy)-2,5-dimethylhexane, 2,5-bis(tert-butylperoxy)-2,5-dimethyl-3-hexyne, bis(1-(tert-butylperoxy)-1-methylethyl)benzene, 1,1-bis(tert-butylperoxy)-3,3,5-trimethylcyclohexane, tert-butyl hydroperoxide, tert-butyl peracetate, tert-butyl peroxide, tert-butyl peroxybenzoate, tert-butylperoxy isopropyl carbonate, cumene hydroperoxide, cyclohexanone peroxide, dicumyl peroxide, lauroyl peroxide, 2,4-pentanedione peroxide, peracetic acid and potassium persulfate.
- [0257] The photo-initiator or photo-initiator system absorbs light and is responsible for the production of initiating species, such as free radicals and cations. Free radicals and cations are high-energy species that induce polymerization of monomers, oligomers and polymers and with polyfunctional monomers and oligomers thereby also inducing cross-linking.
- [0258] Irradiation with actinic radiation may be realized in two steps by changing wavelength or intensity. In such cases it is preferred to use 2 types of photo-initiator together.
- [0259] A combination of different types of initiator, for example, a photo-initiator and a thermal initiator can also be used.
- [0260] A preferred Norrish type I-initiator is selected from the group consisting of benzoinethers, benzil ketals, α,α -dialkoxyacetophenones, α -

hydroxyalkylphenones, α -aminoalkylphenones, acylphosphine oxides, acylphosphine sulphides, α -haloketones, α -halosulfones and α -halophenylglyoxalates.

- [0261] A preferred Norrish type II-initiator is selected from the group consisting of benzophenones, thioxanthenes, 1,2-diketones and anthraquinones. A preferred co-initiator is selected from the group consisting of an aliphatic amine, an aromatic amine and a thiol. Tertiary amines, heterocyclic thiols and 4-dialkylamino-benzoic acid are particularly preferred as co-initiator.
- [0262] Suitable photo-initiators are disclosed in CRIVELLO, J.V., et al. VOLUME III: Photoinitiators for Free Radical Cationic . 2nd edition. Edited by BRADLEY, G.. London,UK: John Wiley and Sons Ltd, 1998. p.287-294.
- [0263] Specific examples of photo-initiators may include, but are not limited to, the following compounds or combinations thereof: benzophenone and substituted benzophenones, 1-hydroxycyclohexyl phenyl ketone, thioxanthenes such as isopropylthioxanthone, 2-hydroxy-2-methyl-1-phenylpropan-1-one, 2-benzyl-2-dimethylamino- (4-morpholinophenyl) butan-1-one, benzil dimethylketal, bis (2,6- dimethylbenzoyl) -2,4, 4-trimethylpentylphosphine oxide, 2,4,6-trimethylbenzoyldiphenylphosphine oxide, 2-methyl-1- [4- (methylthio) phenyl] -2-morpholinopropan-1-one, 2,2-dimethoxy-1, 2-diphenylethan-1-one or 5,7-diiodo-3- butoxy-6-fluorone, diphenyliodonium fluoride and triphenylsulfonium hexafluorophosphate.
- [0264] Suitable commercial photo-initiators include Irgacure™ 184, Irgacure™ 500, Irgacure™ 907, Irgacure™ 369, Irgacure™ 1700, Irgacure™ 651, Irgacure™ 819, Irgacure™ 1000, Irgacure™ 1300, Irgacure™ 1870, Darocur™ 1173, Darocur™ 2959, Darocur™ 4265 and Darocur™ ITX available from CIBA SPECIALTY CHEMICALS, Lucerin TPO available from BASF AG, Esacure™ KT046, Esacure™ KIP150, Esacure™ KT37 and Esacure™ EDB available from LAMBERTI, H-Nu™ 470 and H-Nu™ 470X available from SPECTRA GROUP Ltd..
- [0265] Suitable cationic photo-initiators include compounds, which form aprotic acids or Bronstead acids upon exposure to ultraviolet and/or visible light sufficient to initiate polymerization. The photo-initiator used may be a

single compound, a mixture of two or more active compounds, or a combination of two or more different compounds, i.e. co-initiators. Non-limiting examples of suitable cationic photo-initiators are aryldiazonium salts, diaryliodonium salts, triarylsulphonium salts, triarylselenonium salts and the like.

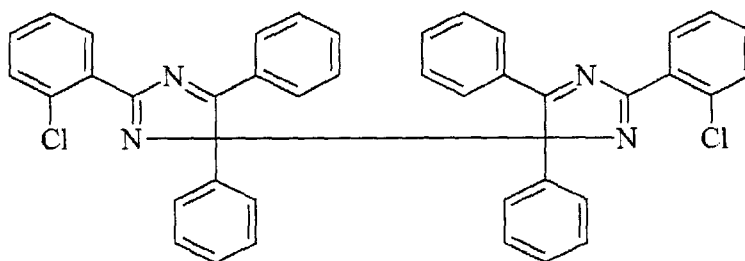
- [0266] The curable inkjet ink may contain a photo-initiator system containing one or more photo-initiators and one or more sensitizers that transfer energy to the photo-initiator(s). Suitable sensitizers include photoreducible xanthene, fluorene, benzoxanthene, benzothioxanthene, thiazine, oxazine, coumarin, pyronine, porphyrin, acridine, azo, diazo, cyanine, merocyanine, diarylmethyl, triarylmethyl, anthraquinone, phenylenediamine, benzimidazole, fluorochrome, quinoline, tetrazole, naphthol, benzidine, rhodamine, indigo and/or indanthrene dyes. The amount of the sensitizer is in general from 0.01 to 15 wt%, preferably from 0.05 to 5 wt%, based in each case on the total weight of the curable inkjet ink.
- [0267] In order to increase the photosensitivity further, the curable inkjet ink may additionally contain co-initiators. For example, the combination of titanocenes and trichloromethyl-s-triazines, of titanocenes and ketoxime ethers and of acridines and trichloromethyl-s-triazines is known. A further increase in sensitivity can be achieved by adding dibenzalacetone or amino acid derivatives. The amount of co-initiator or co-initiators is in general from 0.01 to 20 wt%, preferably from 0.05 to 10 wt%, based in each case on the total weight of the curable inkjet ink.
- [0268] Suitable examples of co-initiators can be categorized in 4 groups:
- (1) tertiary aliphatic amines such as methyldiethanolamine, dimethylethanolamine, triethanolamine, triethylamine and N-methylmorpholine;
 - (2) aromatic amines such as amylparadimethylaminobenzoate, 2-n-butoxyethyl-4-(dimethylamino) benzoate, 2-(dimethylamino)ethylbenzoate, ethyl-4-(dimethylamino)benzoate, and 2-ethylhexyl-4-(dimethylamino)benzoate;
 - (3) (meth)acrylated amines such as dialkylamino alkyl(meth)acrylates (e.g., diethylaminoethylacrylate) or N-morpholinoalkyl-(meth)acrylates

(e.g., N-morpholinoethyl-acrylate); and

(4) amides or ureas.

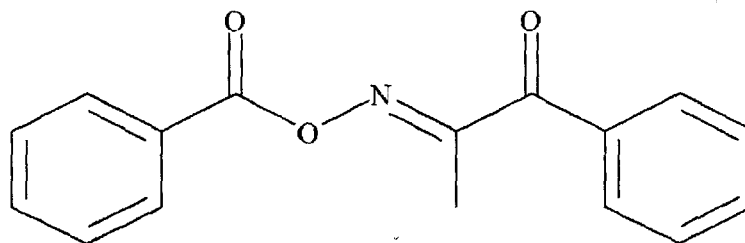
The preferred co-initiators are aminobenzoates.

[0269] A preferred initiator system is 2,2'-bis(o-chlorophenyl)-4,4',5,5'-tetraphenyl-(7Cl,8Cl) 4,4'-Bi-4H-imidazole corresponding to the chemical formula:



in the presence of a co-initiator such as 2-mercapto benzoxazole.

[0270] Another preferred type of initiator is an oxime ester. A suitable example has as chemical formula:



[0271] A preferred amount of initiator is 0.3 - 50 wt% of the total weight of the curable liquid, and more preferably 1 - 15 wt% of the total weight of the curable inkjet ink.

[0272] Irradiation with actinic radiation may be realized in two steps by changing wavelength or intensity. In such cases it is preferred to use 2 types of photo-initiator together.

Inhibitors

[0273] Suitable polymerization inhibitors include phenothiazine, phenol type antioxidants, hindered amine light stabilizers, phosphor type antioxidants, hydroquinone monomethyl ether commonly used in (meth)acrylate monomers, and hydroquinone, t-butylcatechol, pyrogallol may also be used. Of these, a phenol compound having a double bond in molecules

derived from acrylic acid is particularly preferred due to its having a polymerization-restraining effect even when heated in a closed, oxygen-free environment. Suitable inhibitors are, for example, Sumilizer™ GA-80, Sumilizer™ GM and Sumilizer™ GS produced by Sumitomo Chemical Co., Ltd, Ciba Irgastab™ UV10 from CIBA Specialty Products and Genorad™ 16 available from RAHN.

[0274] Since excessive addition of these polymerization inhibitors will lower the sensitivity to curing, it is preferred that the amount capable of preventing polymerization be determined prior to blending. The amount of a polymerization inhibitor is generally between 200 and 20,000 ppm of the total weight of the curable inkjet ink.

Surfactants

[0275] The surfactant(s) can be anionic, cationic, non-ionic, or zwitter-ionic and are usually added in a total quantity less than 20 wt% based on the total weight of the inkjet ink and particularly in a total less than 10 wt% based on the total weight of the inkjet ink.

[0276] Suitable surfactants include fluorinated surfactants, fatty acid salts, ester salts of a higher alcohol, alkylbenzene sulphonate salts, sulphosuccinate ester salts and phosphate ester salts of a higher alcohol (for example, sodium dodecylbenzenesulphonate and sodium dioctylsulphosuccinate), ethylene oxide adducts of a higher alcohol, ethylene oxide adducts of an alkylphenol, ethylene oxide adducts of a polyhydric alcohol fatty acid ester, and acetylene glycol and ethylene oxide adducts thereof (for example, polyoxyethylene nonylphenyl ether, and SURFYNOL™ 104, 104H, 440, 465 and TG available from AIR PRODUCTS & CHEMICALS INC.).

[0277] For non-aqueous inkjet inks preferred surfactants are selected from fluoro surfactants (such as fluorinated hydrocarbons) and silicone surfactants. The silicones are typically siloxanes and can be alkoxyated, polyether modified, polyether modified hydroxy functional, amine modified, epoxy modified and other modifications or combinations thereof. Preferred siloxanes are polymeric, for example polydimethylsiloxanes.

[0278] In a curable inkjet ink a fluorinated or silicone compound may be used as a surfactant, preferably a cross-linkable surfactant is used. Polymerizable

monomers having surface-active effects include silicone modified acrylates, silicone modified methacrylates, acrylated siloxanes, polyether modified acrylic modified siloxanes, fluorinated acrylates, and fluorinated methacrylates. Polymerizable monomers having surface-active effects can be mono-, di-, tri- or higher functional (meth)acrylates or mixtures thereof.

Binders

- [0279] The two or more colour inkjet inks of the inkjet ink set according to the present invention may comprise a binder resin. The binder functions as a viscosity controlling agent and also provides fixability relative to a substrate, e.g. a polyvinyl chloride substrate. The binder preferably has a good solubility in the solvent(s).
- [0280] Non-aqueous inkjet ink compositions preferably comprise a binder resin. The binder functions as a viscosity controlling agent and also provides fixability relative to the polymeric resin substrate, e.g. a polyvinyl chloride substrate, also called vinyl substrate. The binder must be selected to have a good solubility in the solvent(s).
- [0281] Suitable examples of binder resins include acrylic resins, modified acrylic resins, styrene acrylic resins, acrylic copolymers, acrylate resins, aldehyde resins, rosins, rosin esters, modified rosins and modified rosin resins, acetyl polymers, acetal resins such as polyvinyl butyral, ketone resins, phenolic resins and modified phenolic resins, maleic resins and modified maleic resins, terpene resins, polyester resins, polyamide resins, polyurethane resins, epoxy resins, vinyl resins, vinyl chloride-vinyl acetate copolymer resins, cellulose type resins such as nitro cellulose, cellulose acetopropionate and cellulose acetate butyrate, and vinyl toluene- α -methylstyrene copolymer resin. These binders may be used alone or in a mixture thereof. The binder is preferably a film-forming thermoplastic resin.
- [0282] The amount of binder resin in inkjet ink is preferably in the range of 0.1 to 30 wt%, more preferably 1 to 20 wt%, most preferably 2 to 10 wt% based on the total weight of the inkjet ink.

Humectants/Penetrants

- [0283] If the two or more colour inkjet inks of the same colour and colour density contain organic solvents or water, preferably at least one humectant is

present in the inks to prevent the clogging of the nozzle, due to its ability to slow down the evaporation rate of ink.

[0284] Suitable humectants include triacetin, N-methyl-2-pyrrolidone, glycerol, urea, thiourea, ethylene urea, alkyl urea, alkyl thiourea, dialkyl urea and dialkyl thiourea, diols, including ethanediols, propanediols, propanetriols, butanediols, pentanediols, and hexanediols; glycols, including propylene glycol, polypropylene glycol, ethylene glycol, polyethylene glycol, diethylene glycol, tetraethylene glycol, and mixtures and derivatives thereof. Preferred humectants are triethylene glycol mono butylether, glycerol and 1,2-hexanediol. The humectant is preferably added to the inkjet ink formulation in an amount of 0.1 to 40 wt% of the formulation, more preferably 0.1 to 10 wt% of the formulation, and most preferably approximately 4.0 to 6.0 wt%.

Other additives

[0285] The two or more colour inkjet inks of the inkjet ink set according to the present invention may include other additives such as buffering agents, anti-mold agents, pH adjustment agents, electric conductivity adjustment agents, chelating agents, anti-rusting agents, light stabilizers, dendrimers, polymers, cross-linking agents, soluble electrolytes as conductivity aid, sequestering agents and chelating agents, compounds to introduce additional security features and the like. Such additives may be included in the two or more colour inkjet inks of the inkjet ink set according to the present invention in any effective amount, as desired.

[0286] Compounds to introduce additional security features include a fluorescent compound, a phosphorescent compound, a thermochromic compound, an iridescent compound and a magnetic particle. Suitable UV-fluorescent and phosphorescent compounds include LUMILUX™ luminescent pigments from HONEYWELL, UVITEX™ OB from CIBA-GEIGY, KEYFLUOR™ dyes and pigments from KEYSTONE and fluorescent dyes from SYNTHEGEN.

[0287] The two or more colour inkjet inks of the inkjet ink set according to the present invention may further comprise conducting or semi-conducting polymers, such as polyanilines, polypyrroles, polythiophenes such as

poly(ethylenedioxythiophene) (PEDOT), substituted or unsubstituted poly(phenylenevinylenes) (PPV's) such as PPV and MEH-PPV, polyfluorenes such as PF6, etc.

Preparation of pigmented inkjet inks

- [0288] The pigmented inkjet inks be prepared by precipitating or milling the pigment in the dispersion medium in the presence of the polymeric dispersant.
- [0289] Mixing apparatuses may include a pressure kneader, an open kneader, a planetary mixer, a dissolver, and a Dalton Universal Mixer. Suitable milling and dispersion apparatuses are a ball mill, a pearl mill, a colloid mill, a high-speed disperser, double rollers, a bead mill, a paint conditioner, and triple rollers. The dispersions may also be prepared using ultrasonic energy.
- [0290] Many different types of materials may be used as milling media, such as glasses, ceramics, metals, and plastics. In a preferred embodiment, the grinding media can comprise particles, preferably substantially spherical in shape, e.g. beads consisting essentially of a polymeric resin or yttrium stabilized zirconium oxide beads.
- [0291] In the process of mixing, milling and dispersion, each process is performed with cooling to prevent build up of heat, and for radiation curable inkjet inks as much as possible under light conditions in which actinic radiation has been substantially excluded.
- [0292] The inkjet ink may contain more than one pigment, the inkjet ink may be prepared using separate dispersions for each pigment, or alternatively several pigments may be mixed and co-milled in preparing the dispersion.
- [0293] The dispersion process can be carried out in a continuous, batch or semi-batch mode.
- [0294] The preferred amounts and ratios of the ingredients of the mill grind will vary widely depending upon the specific materials and the intended applications. The contents of the milling mixture comprise the mill grind and the milling media. The mill grind comprises pigment, polymeric dispersant and a liquid carrier. For inkjet inks, the pigment is usually

present in the mill grind at 1 to 50 wt%, excluding the milling media. The weight ratio of pigment over polymeric dispersant is 20:1 to 1:2.

- [0295] The milling time can vary widely and depends upon the pigment, mechanical means and residence conditions selected, the initial and desired final particle size, etc. In the present invention pigment dispersions with an average particle size of less than 100 nm may be prepared.
- [0296] After milling is completed, the milling media is separated from the milled particulate product (in either a dry or liquid dispersion form) using conventional separation techniques, such as by filtration, sieving through a mesh screen, and the like. Often the sieve is built into the mill, e.g. for a bead mill. The milled pigment concentrate is preferably separated from the milling media by filtration.
- [0297] In general it is desirable to make the inkjet inks in the form of a concentrated mill grind, which is subsequently diluted to the appropriate concentration for use in the inkjet printing system. This technique permits preparation of a greater quantity of pigmented ink from the equipment. By dilution, the inkjet ink is adjusted to the desired viscosity, surface tension, colour, hue, saturation density, and print area coverage for the particular application.

Spectral Separation Factor

- [0298] The spectral separation factor SSF was found to be an excellent measure to characterize a pigment inkjet ink, as it takes into account properties related to light-absorption (e.g. wavelength of maximum absorbance λ_{\max} , shape of the absorption spectrum and absorbance-value at λ_{\max}) as well as properties related to the dispersion quality and stability.
- [0299] A measurement of the absorbance at a higher wavelength gives an indication on the shape of the absorption spectrum. The dispersion quality can be evaluated based on the phenomenon of light scattering induced by solid particles in solutions. When measured in transmission, light scattering in pigment inks may be detected as an increased absorbance at higher wavelengths than the absorbance peak of the actual pigment. The dispersion stability can be evaluated by comparing the SSF before and after a heat treatment of e.g. a week at 80°C.

[0300] The spectral separation factor SSF of the ink is calculated by using the data of the recorded spectrum of an ink solution or a jetted image on a substrate and comparing the maximum absorbance to the absorbance at a higher reference wavelength λ_{ref} . The spectral separation factor is calculated as the ratio of the maximum absorbance A_{max} over the absorbance A_{ref} at a reference wavelength.

$$SSF = \frac{A_{max}}{A_{ref}}$$

[0301] The SSF is an excellent tool to design inkjet ink sets with large colour gamut. Often inkjet ink sets are now commercialized, wherein the different inks are not sufficiently matched with each other. For example, the combined absorption of all inks does not give a complete absorption over the whole visible spectrum, e.g. "gaps" exist between the absorption spectra of the colorants. Another problem is that one ink might be absorbing in the range of another ink. The resulting colour gamut of these inkjet ink sets is low or mediocre.

EXAMPLES

Materials

[0302] All materials used in the following examples were readily available from standard sources such as Aldrich Chemical Co. (Belgium) and Acros (Belgium) unless otherwise specified. The water used was deionized water.

Cinquasia™ Magenta RT-355-D is a quinacridone pigment from CIBA SPECIALTY CHEMICALS.

Sunfast™ Blue 15:3 is a cyan pigment (C.I. Pigment Blue 15:3) available from SUN CHEMICAL.

SOLSPERSE™ 35000 and SOLSPERSE™ 39000 are polyethyleneimine-polyester hyperdispersants from NOVEON.

Solsperser™ 5000 is a dispersion synergist from NOVEON.

Genorad™ 16 is a polymerization inhibitor from RAHN AG.

DPGDA is dipropylene glycol diacrylate from SARTOMER.

Sartomer™ SR9003 is a difunctional acrylate monomer available from SARTOMER.

Craynor™ CN 386 is an amine modified acrylate synergist available from SARTOMER.

Genocure™ EPD is ethyl 4-dimethylaminobenzoate from RAHN AG.

Genocure™ TPO is 2,4,6-trimethylbenzoyl-diphenyl-phosphineoxide from RAHN AG.

Genocure™ PBZ is 4-phenylbenzophenone, a photo-initiator from RAHN AG.

Genocure™ ITX is isothioxanthone, a photo-initiator from RAHN AG.

BYK™ UV3510 is a polyethermodified polydimethylsiloxane wetting agent from BYK CHEMIE GMBH.

Byk™-333 is a surfactant from BYK CHEMIE GMBH.

Fasson PE85 white/S692N/BG40 is a blown co-extruded, corona-treated white polyethylene substrate from AVERY DENNISON.

PE-paper is a polyethylene coated unsubbed RC-paper available from MONDI PACKAGING.

Rayoart CGS 92 is a high gloss, two side coated clear, biaxially oriented polypropylene film from INNOVIA FILMS.

SeeMee Standard Easy is Seemee backlit standard easy, a double side coated PVC from VERSEIDAG-INDUTEX GMBH.

Fasson MC Primecoat S2000N is FASSON MC Primecoat / S2000N / HF80, a white, one side machine coated, woodfree printing paper substrate from AVERY DENNISON.

Oracal 1640 is Oracal Blanc 1640 Print Vinyl, an adhesive polyvinylchloride substrate from ANTALIS.

Biprint 650 gr is Biprint blanc/couleur, a corona treated, polypropylene board from ANTALIS.

Measurement methods

1. Measurement of SSF

[0303] The spectral separation factor SSF of an ink was calculated by using the data of the recorded spectrum of an ink solution and comparing the

maximum absorbance to the absorbance at a reference wavelength. The choice of this reference wavelength is dependent on the pigment(s) used:

- if the colour ink has a maximum absorbance A_{max} between 400 and 500 nm then the absorbance A_{ref} must be determined at a reference wavelength of 600 nm,
- If the colour ink has a maximum absorbance A_{max} between 500 and 600 nm then the absorbance A_{ref} must be determined at a reference wavelength of 650 nm,
- If the colour ink has a maximum absorbance A_{max} between 600 and 700 nm then the absorbance A_{ref} must be determined at a reference wavelength of 830 nm.

[0304] The absorbance was determined in transmission with a Shimadzu UV-2101 PC double beam-spectrophotometer. The inkjet inks were diluted with ethyl acetate to have a pigment concentration according to [Table 4](#).

Table 4

| Inkjet ink with maximum absorbance A_{max} | Pigment concentration |
|--|-----------------------|
| between 400 and 500 | 0.002% |
| between 500 and 600 | 0.005% |
| between 600 and 700 | 0.002% |

[0305] A spectrophotometric measurement of the UV-VIS-NIR absorption spectrum of the diluted ink was performed in transmission-mode with a double beam-spectrophotometer using the settings of [Table 5](#). Quartz cells with a path length of 10 mm were used and ethyl acetate was chosen as a blank.

Table 5

| Mode | Absorbance |
|------------------|--------------------------|
| Wavelength range | 240-900 nm |
| Slit width | 2.0 nm |
| Scan interval | 1.0 nm |
| Scan speed | Fast (1165 nm/min) |
| Detector | photo-multiplier(UV-VIS) |

[0306] Efficient pigment inkjet inks exhibiting a narrow absorption spectrum and a high maximum absorbance have a value for SSF of at least 30.

2. Average particle size

[0307] The average particle size of pigment particles in a non-aqueous inkjet ink was determined with a Brookhaven Instruments Particle Sizer BI90plus based upon the principle of dynamic light scattering. The ink or dispersion was diluted with ethyl acetate to a pigment concentration of 0.002 wt%. The measurement settings of the BI90plus were: 5 runs at 23°C, angle of 90°, wavelength of 635 nm and graphics = correction function.

[0308] For good ink jet characteristics (jetting characteristics and print quality) the average particle size of the dispersed particles should be less than 200 nm, preferably less than 150 nm.

3. Dispersion stability

[0309] The dispersion stability was evaluated by comparing the particle size before and after a heat treatment of 7 days at 83°C. Pigmented inkjet inks exhibiting good dispersion stability have a particle size after heat treatment which remained below 200 nm, preferably below 150 nm.

4. Surface tension

[0310] The surface tension of the inkjet inks was measured with a KRÜSS tensiometer K9 at 25°C after 60 seconds.

5. Viscosity

[0311] The viscosity of the inkjet inks was measured using a Brookfield DV-II+ viscometer at 25°C and shear rate of 4 RPM using a CPE 40 spindle.

6. Dotsize

[0312] The dotsize was measured with a CellCheck CNC-SLS (from M-Service & Geräte - Peter Müller, Germany) using a 150x microscope objective connected to a WAT-202B camera (from Watec Co., Ltd. Japan). An average of 5 dotsize measurements was calculated using the software Metric versie 8.02 Live (from M-Service & Geräte - Peter Müller, Germany).

7. Curing speed

[0313] The percentage of the maximum output of the lamp was taken as a measure for curing speed, the lower the number the higher curing speed.

A sample was considered as fully cured at the moment scratching with a Q-tip caused no visual damage.

8. Surface energy of the substrate

[0314] The Owens-Wendt equation was used for calculating the surface energy of a substrate σ_s in the same manner as disclosed in US 2005190245 (AGFA).

9. CIE ΔE_{2000}

[0315] The method used is disclosed in the above paragraph "Same colour and colour density".

EXAMPLE 1

[0316] This example illustrates how the same dotsize was obtained on different substrates using two curable inkjet inks with a different surface tension.

Preparation of inkjet inks

[0317] A concentrated pigment dispersion P1 was prepared according to Table 6.

Table 6

| wt% of : | P1 |
|-----------------------------|------|
| Cinquasia™ Magenta RT-355-D | 20.0 |
| Solsperse™ 35000 | 20.0 |
| Genorad™ 16 | 1.0 |
| DPGDA | 59.0 |

[0318] The concentrated pigment dispersion P1 was made by mixing 360.0 g of the pigment Cinquasia™ Magenta RT-355-D, 36.0 g of a 50% solution of the inhibitor Genorad™ 16 in DPGDA and 1028.6 g of a 35% solution of the polymeric dispersant Solsperse™ 35000 in DPGDA for 30 minutes using a DISPERLUX™ Laboratory Dissolver YELLOW075 from DISPERLUX S.A.R.L., Luxembourg. The milling mixture was then milled at a rotation speed of 13 m/s and a flow rate of 0.6 L/min. under cooling by a NETZSCH™ LABSTAR1 at a 54.4 %volume filling with yttrium-stabilized zirconium oxide-beads of 0.4 mm diameter ("high wear resistant zirconia grinding media" from TOSOH Co.) and a residence time of 85 minutes. After milling the dispersion was separated from the beads using a filter cloth. The concentrated pigment dispersion P1 had an average particle size of 96 nm and a SSF of 60.

[0319] Two curable magenta inkjet inks INK-1 and INK-2 were prepared in the same manner from the concentrated pigment dispersion P1 by adding the remaining components under stirring at 20°C to obtain a composition as shown in Table 7.

Table 7

| wt% of | INK-1 | INK-2 |
|---------------|-------|-------|
| Dispersion P1 | 20.00 | 20.00 |
| DPGDA | 59.20 | 56.20 |
| Genocure™ TPO | 10.00 | 10.00 |
| Genocure™ PBZ | 5.00 | 5.00 |
| Genocure™ EPD | 5.00 | 5.00 |
| Genorad™ 16 | 0.80 | 0.80 |
| Byk™ UV 3510 | 0.00 | 3.00 |

[0320] The curable inkjet inks INK-1 and INK-2 had a surface tension of 35.1 mN/m, respectively 21.8 mN/m at 20°C.

Printing and evaluation

[0321] Table 8 shows the five different substrates and their surface energy which were selected for this example.

Table 8

| Substrate | Commercial tradename | Surface energy (mJ/m ²) |
|-----------|------------------------------|-------------------------------------|
| SUB-1 | Fasson PE85 white/S692N/BG40 | 38.1 |
| SUB-2 | PE-paper | 33.0 |
| SUB-3 | Rayoart CGS 92 | 41.8 |
| SUB-4 | SeeMee Standard Easy | 45.6 |
| SUB-5 | Fasson MC Primecoat S2000N | 46.7 |

[0322] The five substrates SUB-1 to SUB-5 were printed with the curable inkjet inks INK-1 and INK-2, as well as with an ink-mixture from the curable inkjet inks INK-1 and INK-2 which was selected for having a print dotsize of 110 µm.

[0323] The inks were printed with a custom build printer equipped with a fixed UPH™ printhead from AGFA with a distance between nozzle plate and ink-receiver of 1.0 mm. The inks were jetted at 5 dpd with a resolution of

360x360 dpi and in line cured using a 120 W DPL-lamp giving an exposure of 50 W at 400 mm/s. A final curing was given by passing the jetted image twice at 330 mm/s at an exposure of 50 W. The jet-to-cure-time was 1.3 seconds. The distance between the UV-lamp and the ink-receiver was 2.2 mm. The jetting temperature was 45°C.

[0324] The dotsize obtained for the curable inkjet inks INK-1, INK-2 and the ink-mixtures are shown in Table 9.

Table 9

| Substrate | INK-1 | INK-2 | Ink-mixture | | | |
|-----------|--------------|--------------|-------------|-----------|------------------------|--------------|
| | Dotsize (µm) | Dotsize (µm) | wt% INK-1 | wt% INK-2 | Surface tension (mN/m) | Dotsize (µm) |
| SUB-1 | 113 | 127 | 99.83 | 0.17 | 32.3 | 111 |
| SUB-2 | 90 | 142 | 96.67 | 3.33 | 25.7 | 110 |
| SUB-3 | 70 | 111 | 0.00 | 100.00 | 21.8 | 111 |
| SUB-4 | 103 | 153 | 66.67 | 33.33 | 22.4 | 110 |
| SUB-5 | 105 | 124 | 83.33 | 16.67 | 23.0 | 112 |

[0325] From Table 9, it should be clear that a very consistent image quality was obtained using ink-mixtures which delivered a dotsize of approximately 110 µm compared to prints obtained with one of the curable inkjet inks INK-1 or INK-2. It was noticed that in general the dotsize from an ink having no surfactant first decreased slightly by the addition of a surfactant and then with additional surfactant was added, increased again.

[0326] The inkjet ink INK-2 should be selected in function of the desired dotsize and the selected substrates to be printed upon. For example, if one would like to have a dotsize of 120 µm, this was not possible with INK-2 on substrate SUB-3, unless it was combined with another surface treatment. However for the other substrates SUB-4 and SUB-5, requiring already high amounts of INK-3, it was possible to obtain a dot size of 120 µm, since this was inside the range of INK-1 and INK-2. SUB-4 and SUB-5 were printed upon with an ink-mixture according to Table 10.

Table 10

| Substrate | INK-1 | INK-2 | Ink-mixture |
|-----------|-------|-------|-------------|
|-----------|-------|-------|-------------|

| | Dotsize (μm) | Dotsize (μm) | wt% INK-1 | wt% INK-2 | Surface tension (mN/m) | Dotsize (μm) |
|-------|------------------------------|------------------------------|--------------|--------------|------------------------------|------------------------------|
| SUB-4 | 103 | 153 | 33.33 | 66.67 | 21.8 | 120 |
| SUB-5 | 105 | 124 | 66.67 | 33.33 | 22.4 | 119 |

[0327] Another observation is that there is no correlation between the surface energy of a substrate and the surface tension of the ink-mixture for obtaining the same dotsize. This is shown in Table 11.

Table 11

| Substrate | Substrate Surface energy (mJ/m^2) | Ink-mixture Surface tension (mN/m) |
|-----------|--|---------------------------------------|
| SUB-1 | 38.1 | 32.3 |
| SUB-2 | 33.0 | 25.7 |
| SUB-3 | 41.8 | 21.8 |
| SUB-4 | 45.6 | 22.4 |
| SUB-5 | 46.7 | 23.0 |

[0328] Frequently commercial substrates are modified in some manner, which influences physical properties of the ink such as spreading and adhesion. Substrates SUB-1 and SUB-2 are both polyethylene substrates, but SUB-2 contains titanium dioxide as a whitening agent. Substrate SUB-4 had a polymethylmethacrylate coating. Therefore, instead of measuring the surface energy of a substrate and trying to correlate it with the surface tension of an ink-mixture, it is better to perform a dotsize printing test on the substrate with a range of different ink-mixtures.

EXAMPLE 2

[0329] This example illustrates a dotsize printing test on two other substrates SUB-6 and SUB-7 using ink-mixtures of the same curable inkjet inks INK-1 and INK-2 of EXAMPLE 1.

Printing and evaluation

[0330] SUB-6 was a PVC substrate for which Oracal 1640 was used, while SUB-7 was a polypropylene substrate for which Biprint 650 gr was used. The resulting dotsize for ink-mixtures of the curable inkjet inks INK-1 and INK-2 printed in the same manner as in EXAMPLE 1 on the substrates SUB-6

and SUB-7 is shown in Table 12. The column “wt% of surfactant” corresponds with the amount of the surfactant Byk UV 3510 present in the ink-mixture.

Table 12

| Ink-mixture | | | Dotsize (μm) | |
|--------------|--------------|-------------------|---------------------------|-------|
| wt% of INK-1 | wt% of INK-2 | wt% of surfactant | SUB-6 | SUB-7 |
| 100.00 | 0.00 | 0.000 | 95 | 76 |
| 99.83 | 0.17 | 0.005 | 91 | 68 |
| 99.67 | 0.33 | 0.010 | 88 | 71 |
| 98.33 | 1.67 | 0.050 | 100 | 69 |
| 96.67 | 3.33 | 0.100 | 134 | 70 |
| 83.33 | 16.67 | 0.500 | 162 | 73 |
| 66.67 | 33.33 | 1.000 | 164 | 87 |
| 33.33 | 66.67 | 2.000 | 164 | 158 |
| 0.00 | 100.00 | 3.000 | 169 | 175 |

[0331] From Table 12 it can be seen that for a dotsize of 110 μm on substrate SUB-6, the surfactant concentration of the ink-mixture should be between 0.050 and 0.100 wt% based upon the total weight of the ink-mixture. On SUB-7, the surfactant concentration of the ink-mixture should be between 1.000 and 2.000 wt% based upon the total weight of the ink-mixture. To determine the exact ink-mixture, a second dotsize printing test can be done in the narrower range or it can be derived from a graph plotting the dotsize in function of the surfactant concentration or the amount of INK-2 in the ink-mixture. For example, the graph for SUB-7 is quite linear between 1.000 and 2.000 wt% surfactant and it can be derived that the surfactant concentration should be about 1.31 wt%, i.e. an ink-mixture should be used comprising 56.33 wt% of INK-1 and 43.67 wt% of INK-2 based upon the total weight of the ink-mixture.

[0332] The dotsize data in Table 12 make it also clear that the two substrates react quite differently on the ink-mixtures. This dotsize data obtained for specific ink-mixtures can be stored in a data library for future use of the same substrate. This increases the productivity in an industrial printing

environment since no time must be spent in adjusting ink and substrate for the desired spreading of the ink on the substrate which largely determines the image quality.

EXAMPLE 3

[0333] This example illustrates how a higher curing speed can be obtained for an ink-mixture of two curable inkjet inks, which would otherwise have unacceptable dispersion stability if prepared as such.

Preparation of inkjet inks

[0334] A concentrated pigment dispersion P2 was prepared according to Table 13.

Table 13

| wt% of : | P2 |
|--------------------|-------|
| Sunfast™ Blue 15:3 | 14.00 |
| Solsperse™ 39000 | 14.00 |
| Solsperse™ 5000 | 0.75 |
| Genorad™ 16 | 1.0 |
| DPGDA | 70.25 |

[0335] The concentrated pigment dispersion P2 was made by mixing 14.00 g of a 50% solution of the inhibitor Genorad™ 16 in DPGDA, 5.25 g of Solsperse™ 5000, 326.67 g of a 30% solution of the polymeric dispersant Solsperse™ 39000 in DPGDA and a further 256.08 g of DPGDA for 30 minutes using a DISPERLUX™ Laboratory Dissolver YELLOW075 from DISPERLUX S.A.R.L., Luxembourg. The milling mixture was then milled under cooling at a rotation speed of 4250 RPM by an Eiger bead mill at a 52 %volume filling with yttrium-stabilized zirconium oxide-beads of 0.4 mm diameter ("high wear resistant zirconia grinding media" from TOSOH Co.) and a residence time of 25 minutes. After milling the dispersion was separated from the beads using a filter cloth. The concentrated pigment dispersion P2 had an average particle size of 103 nm, a viscosity of 53 mPa.s and a SSF of 37.

[0336] Four curable cyan inkjet inks INK-3 to INK-6 were prepared in the same manner from the concentrated pigment dispersion P2 to obtain a composition as shown in Table 14.

Table 14

| wt% of: | Ink-3 | Ink-4 | Ink-5 | Ink-6 |
|------------------|-------|-------|-------|-------|
| Dispersion P2 | 17.87 | 17.87 | 17.87 | 17.87 |
| DPGDA | 21.31 | 28.81 | 31.31 | 11.31 |
| Sartomer™ SR9003 | 40.00 | 40.00 | 40.00 | 40.00 |
| Genocure™ ITX | 5.00 | 5.00 | 10.00 | --- |
| Craynor™ CN 386 | 15.00 | 7.50 | --- | 30.00 |
| Genorad™ 16 | 0.82 | 0.82 | 0.82 | 0.82 |
| Byk™-333 | 0.03 | 0.03 | 0.03 | 0.03 |

[0337] The curable cyan inkjet inks INK-5 and INK-6 lacked the co-initiator Craynor™ CN 386, respectively the photo-initiator Genocure™ ITX . An ink-mixture MIX-56 was made by mixing the curable cyan inkjet inks INK-5 and INK-6 in a wt% ratio of 50:50.

Evaluation of the inkjet inks

[0338] The dispersion stability of the curable cyan inkjet inks INK-3 to INK-6 and the ink-mixture MIX-56 was determined by comparing the average particle size after preparation of the ink and again after a heat treatment of 7 days at 83°C. The average particle size of the ink-mixture MIX-56 after heat treatment was obtained by mixing the inkjet inks INK-5 and INK-6 in a wt% ratio of 50:50 after they had received a heat treatment of 7 days at 83°C. For good dispersion stability, the average particle size in the ink should remain below 150 nm.

Table 15

| Inkjet ink | Average particle size (in nm) | | Curing speed |
|--------------------|-------------------------------|----------------------|--------------|
| | After preparation | After heat treatment | |
| INK-3 | 106 | 247 | 50 |
| INK-4 | 112 | 217 | 100 |
| INK-5 | 110 | 117 | 400 |
| INK-6 | 110 | 156 | > 1000 |
| Ink-mixture MIX-56 | 106 | 137 | 50 |

[0339] The curing speed can be increased by adding more co-initiator Craynor™ CN 386 , but increasing amounts of the co-initiator also cause the

| | |
|----|-----|
| 15 | 1.8 |
| 20 | 2.4 |
| 25 | 3.0 |

[0344] By comparing Table 16 and Table 17, it can be concluded that the “normal” ink-production variations of Table 16 fall well within a 5% margin. For an inkjet application requiring a CIE ΔE_{2000} smaller than 2.0, a dilution of 10% or even 15% may be tolerated for a cyan ink. However, differences in the image due to variation of colorant concentration can be noticed more easily for a black ink and a magenta ink. For the latter two, a dilution of 10% may be seen as an upper limit. For high quality inkjet printing applications, the mixing errors of two or more inks should be lower than 5%, i.e. a value for CIE ΔE_{2000} smaller than 1.0.