

- [54] **HOLDER (WITH SLEEVE) FOR INTERPROXIMAL BRUSHES**
- [75] Inventors: **Emanuel B. Tarrson**, Chicago; **Steven Tisma**, Niles; **Robert B. Staubitz**, Chicago, all of Ill.
- [73] Assignee: **John O. Butler Company**, Chicago, Ill.

[\*\*] Term: **14 Years**  
 [21] Appl. No.: **290**  
 [22] Filed: **Dec. 28, 1978**

[51] Int. Cl. .... **D24-02; D28-03**  
 [52] U.S. Cl. .... **D24/11; D28/64**  
 [58] Field of Search ..... 433/147, 146; D24/11; 132/89; 15/106, 206, 143, 167, 156, 164, 172, 176; D28/64

[56] **References Cited**  
**U.S. PATENT DOCUMENTS**

Re. 13,621	9/1913	Kelly	433/147
D. 242,883	1/1977	De Marco	D24/11
1,173,721	2/1916	Hurvitz	15/206 X
1,996,205	4/1935	Jackson	15/167 R X
3,559,226	2/1971	Burns	15/206 X

4,030,199 6/1977 Russell ..... 433/147

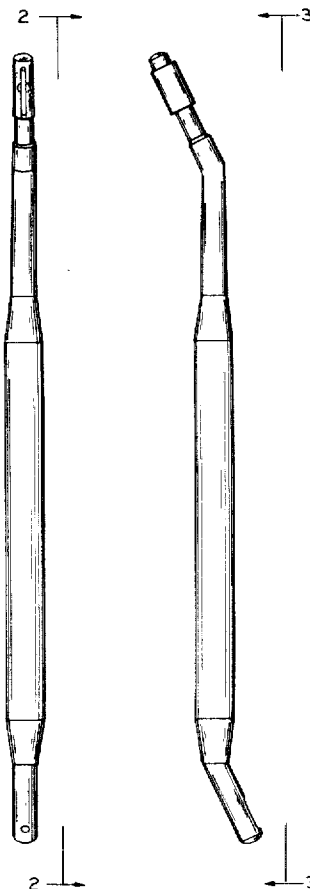
*Primary Examiner*—Bernard Ansher  
*Attorney, Agent, or Firm*—Laff, Whitesel, Conte & Saret

[57] **CLAIM**

The ornamental design for a holder (with sleeve) for interproximal brushes, as shown.

**DESCRIPTION**

FIG. 1 is a side elevation view of the interproximal brush holder for supporting a replaceable brush on one end and a toothpick on the other end; FIG. 2 is an elevation view of the bottom of the interproximal brush holder taken in the plane 2—2 of FIG. 1; FIG. 3 is an elevation view of the top of the interproximal brush holder taken in the plane 3—3 of FIG. 1; FIG. 4 is an end view of the interproximal brush holder taken in the plane 4—4 of FIG. 3; FIG. 5 is an end view of the interproximal brush holder taken in the plane 5—5 of FIG. 3; FIG. 6 is a side elevation view of the upper end of the interproximal brush holder of FIG. 1 with sleeve in place; and FIG. 7 is a side elevation view of the lower end of the interproximal brush holder with a sleeve in place thereon.






FIG. 2

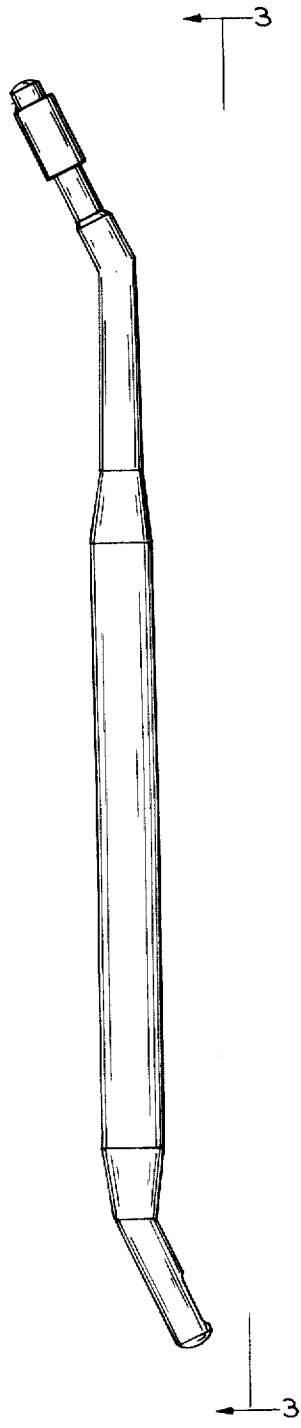


FIG. 1

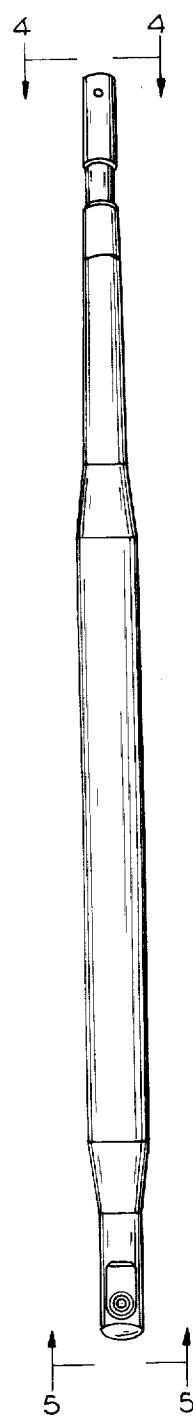


FIG. 3

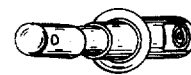


FIG. 4



FIG. 5

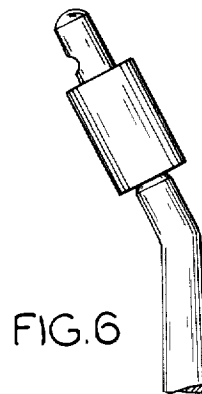


FIG. 6

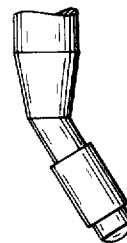


FIG. 7