

[54] ELECTRIC CANDLE
 [75] Inventor: Cheryl Marshbanks, Wilson, N.C.
 [73] Assignee: Marshbanks, Inc., Wilson, N.C.
 [**] Term: 14 Years
 [21] Appl. No.: 907,891
 [22] Filed: Sep. 16, 1986
 [52] U.S. Cl. D26/96
 [58] Field of Search D26/6-23,
 D26/96; 431/288-298, 125, 126; 362/161, 162,
 163, 810, 392

1,937,111 11/1933 Floraday .
 1,954,756 4/1934 Kidston et al. .
 2,032,451 3/1936 Tighe .
 3,194,955 7/1965 Koch .
 3,233,093 2/1966 Gerlai .
 3,368,107 2/1968 Skirvin 362/810 X
 4,460,683 7/1987 Schenke et al. 362/810 X
 4,680,683 7/1987 Schenke et al. .

Primary Examiner—Susan J. Lucas
 Attorney, Agent, or Firm—Shefte, Pinckney & Sawyer

[57] CLAIM

The ornamental design for a electric candle, as shown and described.

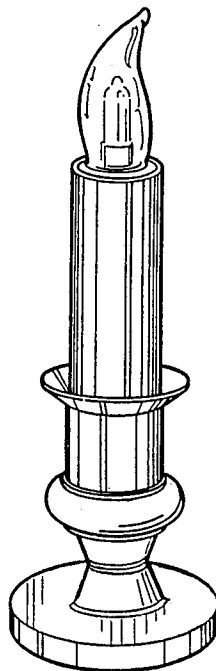
DESCRIPTION

FIG. 1 is a perspective view of a electric candle, showing my new design;
 FIG. 2 is a side elevational view thereof, the opposite side being a mirror image;
 FIG. 3 is a top plan view thereof;
 FIG. 4 is a bottom plan view thereof;
 FIG. 5 is a perspective view of a electric candle, showing a second embodiment of my new design;
 FIG. 6 is a side elevational view thereof;
 FIG. 7 is a top plan view thereof; and
 FIG. 8 is a bottom plan view thereof.

[56] References Cited

U.S. PATENT DOCUMENTS

D. 99,892 6/1936 Pollock D26/96
 D. 110,631 7/1938 Schachter D26/96
 D. 118,552 1/1940 Brickley D26/22
 D. 158,146 4/1950 Strayline D26/21 X
 D. 222,592 11/1971 Lee D26/96
 D. 267,981 2/1983 Montague, Jr. D26/96
 978,163 12/1910 Hopton 362/392
 1,205,628 11/1916 Hitzelberger .
 1,297,653 3/1919 Burgess .
 1,486,815 3/1924 Trotter 362/392 X
 1,842,167 1/1932 Hall .



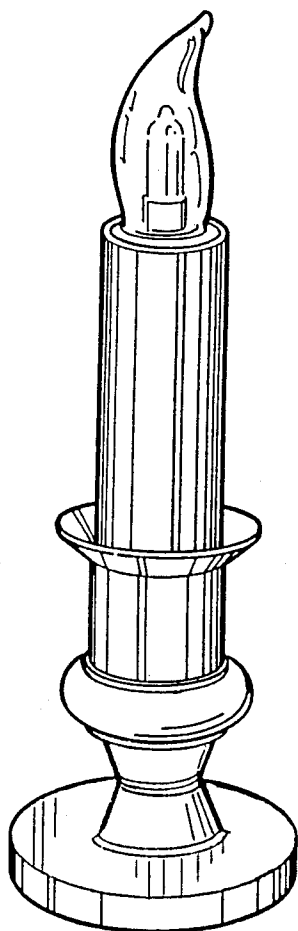


FIG. 1

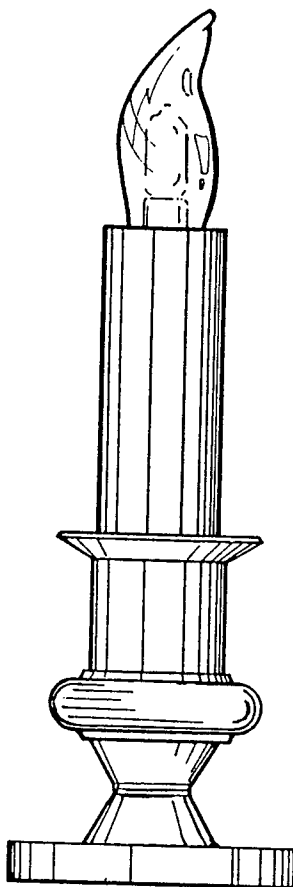


FIG. 2

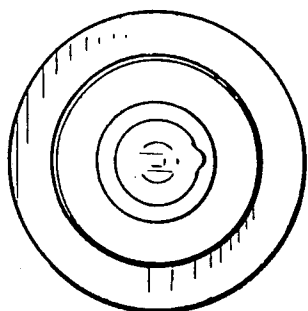


FIG. 3

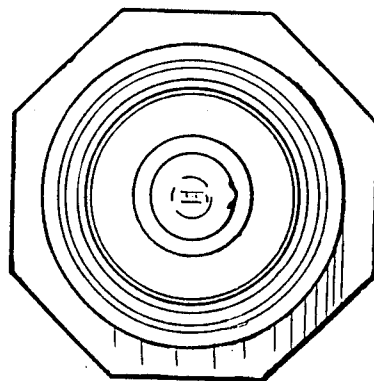


FIG. 7

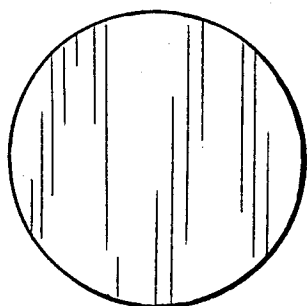


FIG. 4

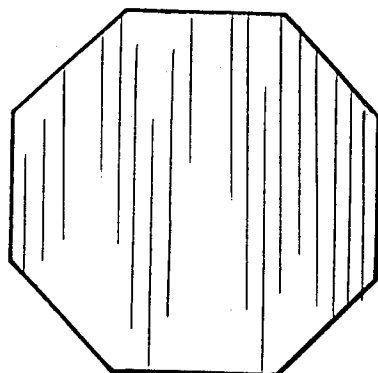


FIG. 8

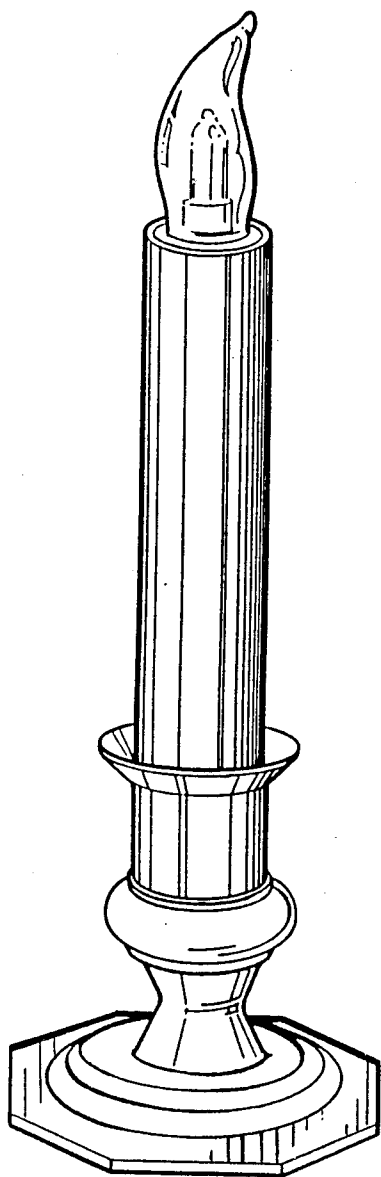


FIG. 5

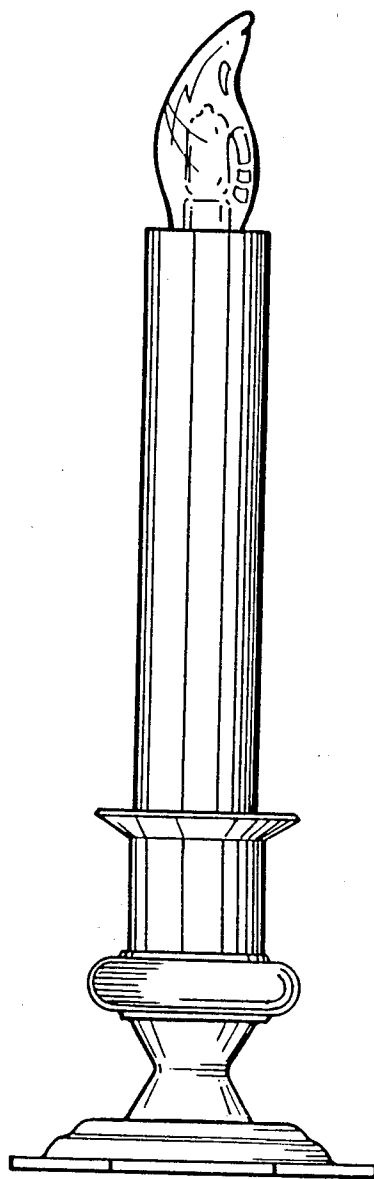


FIG. 6