



US00D462296S

(12) **United States Design Patent** (10) **Patent No.:** **US D462,296 S**
Bates et al. (45) **Date of Patent:** **** Sep. 3, 2002**

(54) **VASE**

(75) Inventors: **Matthew Bates**, Bantry; **Cathal Loughnane**, Nenagh, both of (IE)

(73) Assignee: **Waterford Wedgwood PLC**, Waterford (IE)

(**) Term: **14 Years**

(21) Appl. No.: **29/150,714**

(22) Filed: **Nov. 29, 2001**

(30) **Foreign Application Priority Data**

Jun. 1, 2001 (IE) 186/01
Jun. 1, 2001 (IE) 187/01

(51) **LOC (7) Cl.** **11-02**

(52) **U.S. Cl.** **D11/146; D11/143**

(58) **Field of Search** **D11/143, 144, D11/146, 147, 149, 153, 154, 155; D7/509, 503, 523; 47/41.01, 41.12, 41.13, 41.15, 65.5, 66.6; 206/423; 248/27.8; D24/120**

(56) **References Cited**

U.S. PATENT DOCUMENTS

D48,829 S * 4/1916 Nussbaum D24/120
D75,219 S * 5/1928 Cowan D11/155
D102,769 S * 11/1937 Steckler D24/120
D107,332 S * 12/1937 Conner D24/120
D119,618 S * 3/1940 Fuerst D11/143
D134,263 S * 11/1942 Derham et al. D24/120
D392,842 S * 3/1998 Parpaiola D7/509
D423,877 S * 5/2000 Kerr D7/509
D438,430 S * 3/2001 Gabrhel D7/523

* cited by examiner

Primary Examiner—Doris V. Coles

Assistant Examiner—Mimosa De

(74) *Attorney, Agent, or Firm*—Burns, Doane, Swecker & Mathis, L.L.P.

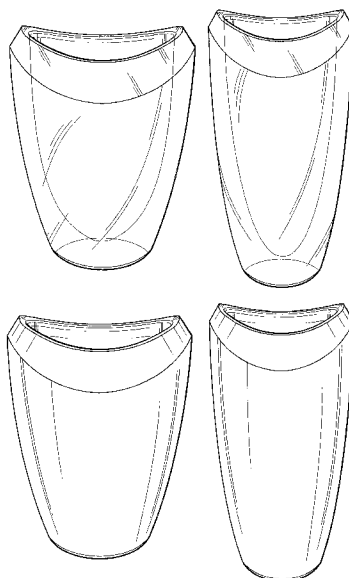
(57) **CLAIM**

The ornamental design for a vase, as shown and described.

DESCRIPTION

FIG. 1 is a perspective view of a vase showing a first embodiment of our new design;
FIG. 2 is a top plan view thereof;
FIG. 3 is a left side elevational view thereof, the right side view being a mirror image thereof;
FIG. 4 is front elevational view thereof, the rear view being a mirror image view thereof;
FIG. 5 is a bottom plan view thereof;
FIG. 6 is a perspective view of a vase showing a second embodiment of our new design;
FIG. 7 is a top plan view thereof;
FIG. 8 is a left side elevational view thereof, the right side view being a mirror image thereof;
FIG. 9 is front elevational view thereof, the rear view being a mirror image view thereof;
FIG. 10 is a bottom plan view thereof;
FIG. 11 is a perspective view of a vase showing a third embodiment of our new design;
FIG. 12 is a top plan view thereof;
FIG. 13 is a left side elevational view thereof, the right side view being a mirror image thereof;
FIG. 14 is front elevational view thereof, the rear view being a mirror image view thereof;
FIG. 15 is a bottom plan view thereof;
FIG. 16 is a perspective view of a vase showing a fourth embodiment of our new design;
FIG. 17 is a top plan view thereof;
FIG. 18 is a left side elevational view thereof, the right side view being a mirror image thereof;
FIG. 19 is front elevational view thereof; the rear view being a mirror image view thereof; and,
FIG. 20 is a bottom plan view thereof.

1 Claim, 12 Drawing Sheets



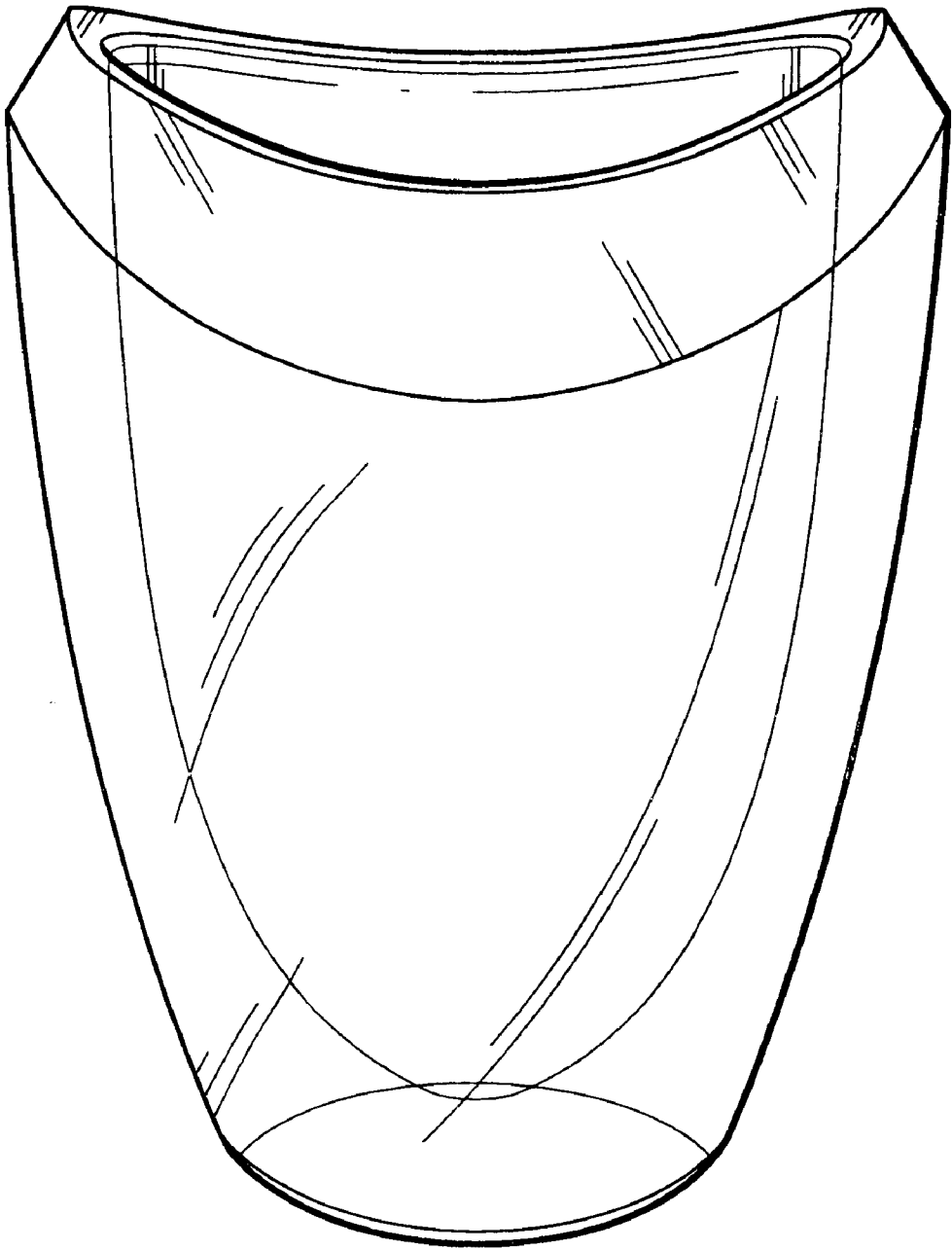


FIG. 1

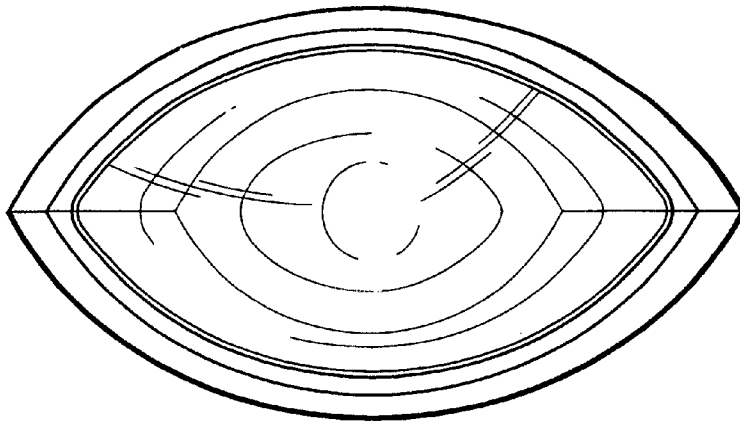


FIG. 2



FIG. 3

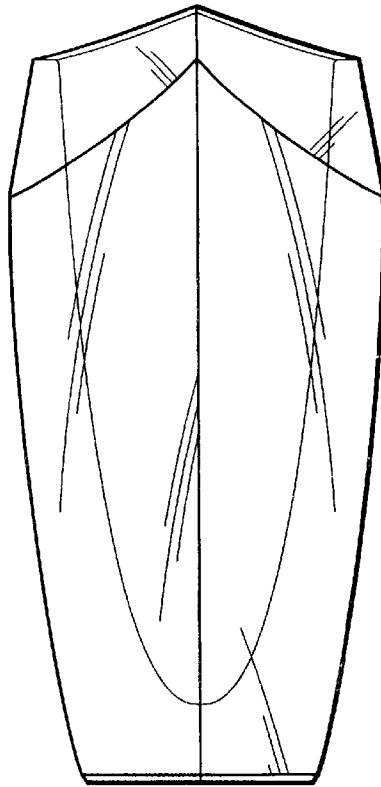


FIG. 4

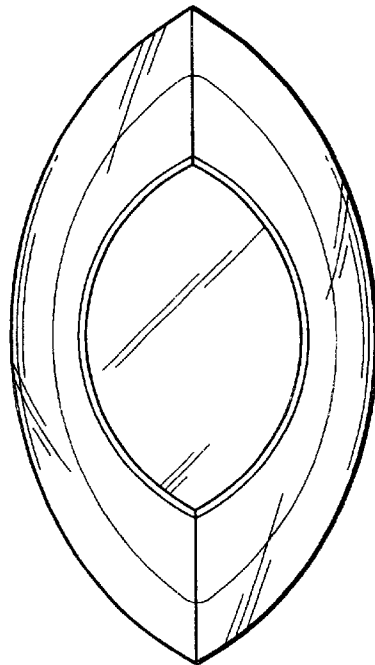


FIG. 5

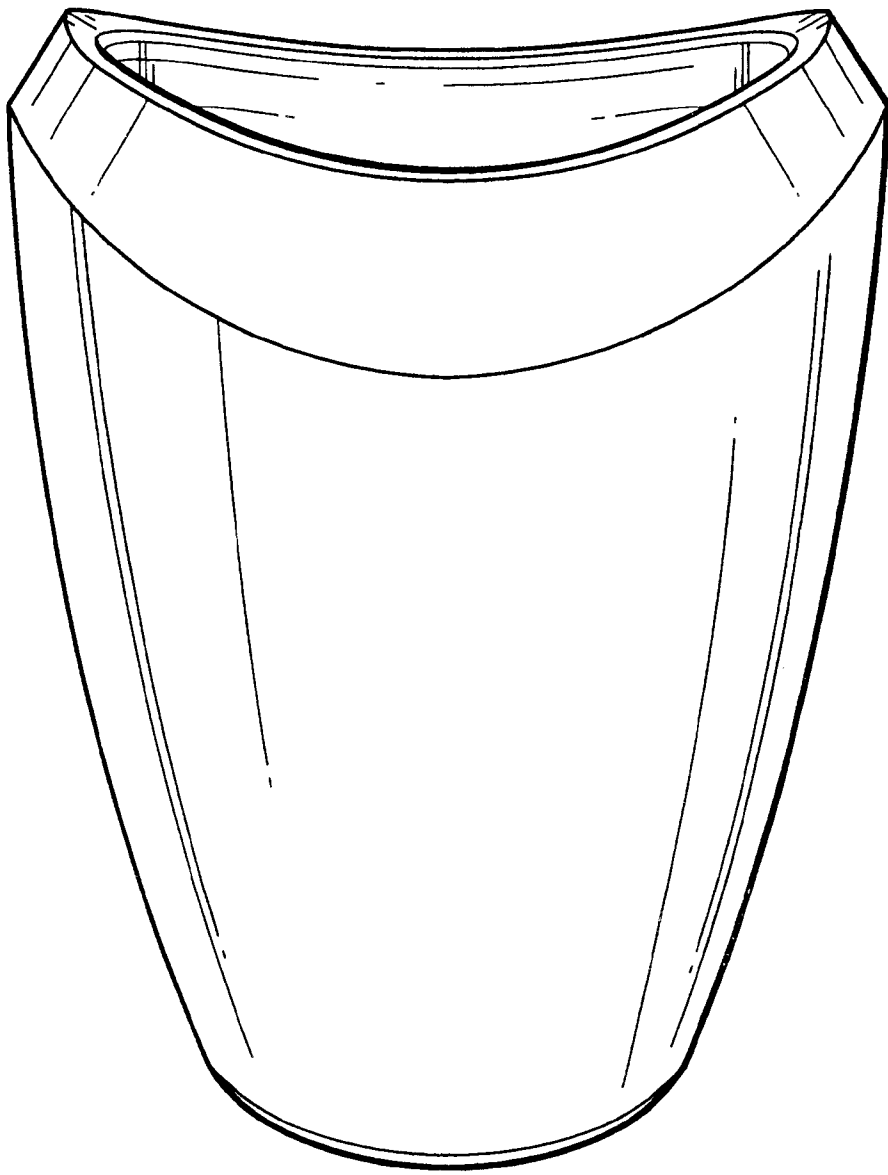


FIG. 6

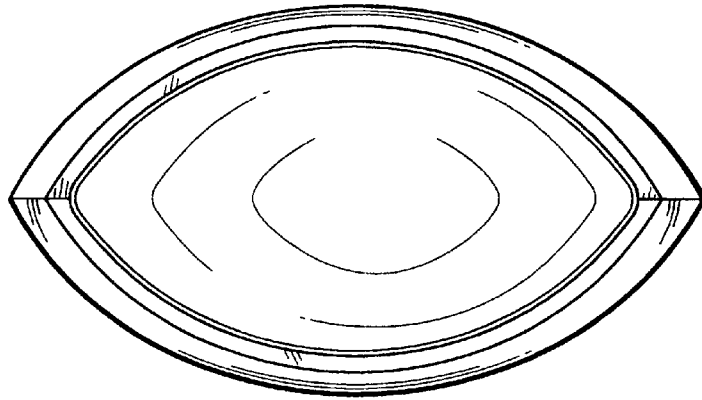


FIG. 7

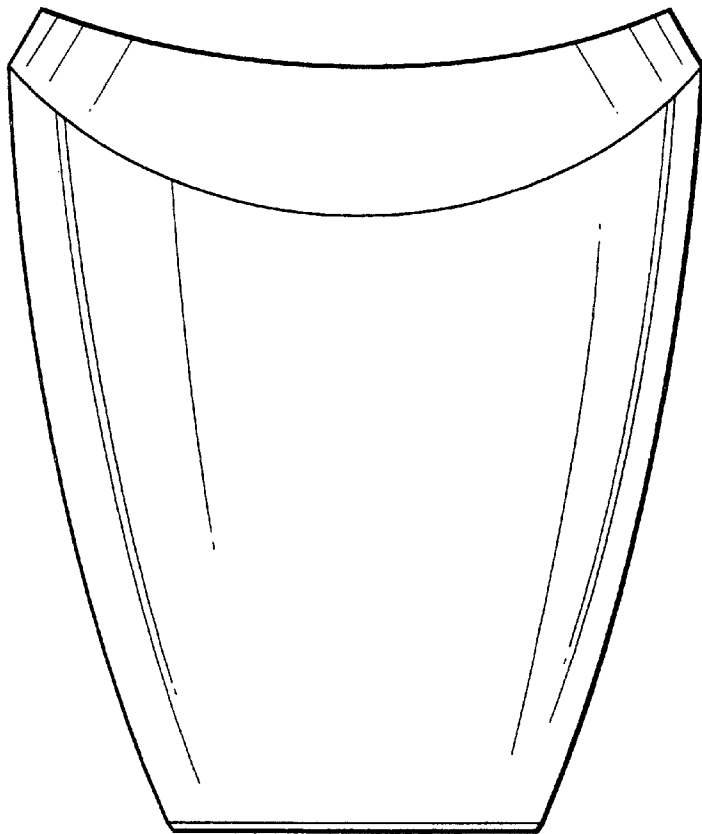


FIG. 8

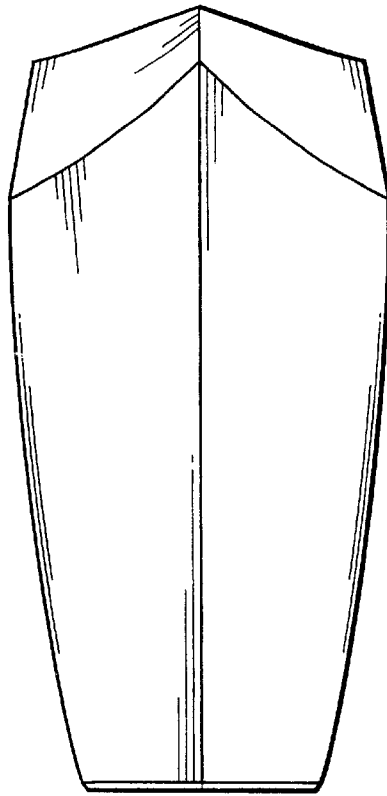


FIG. 9

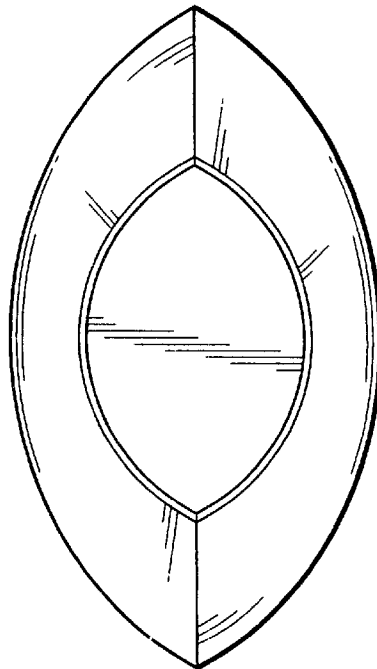


FIG. 10

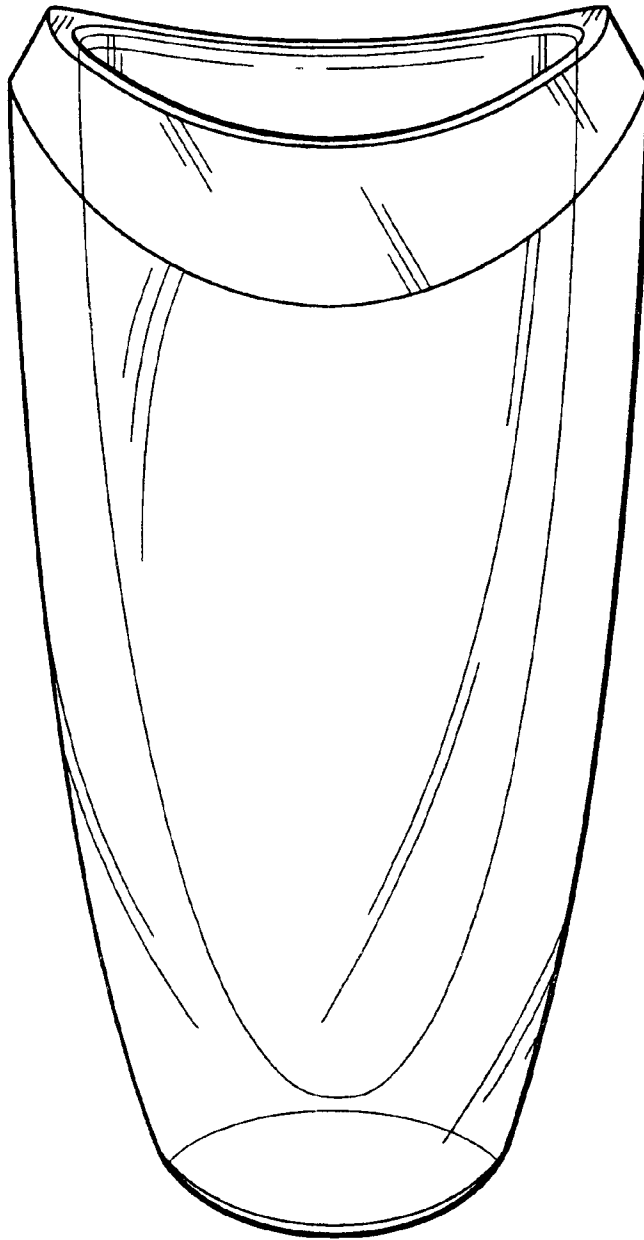


FIG. 11

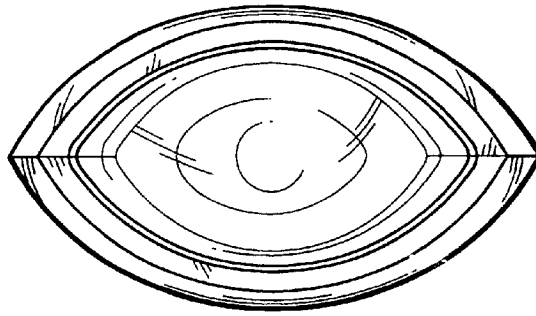


FIG. 12



FIG. 13

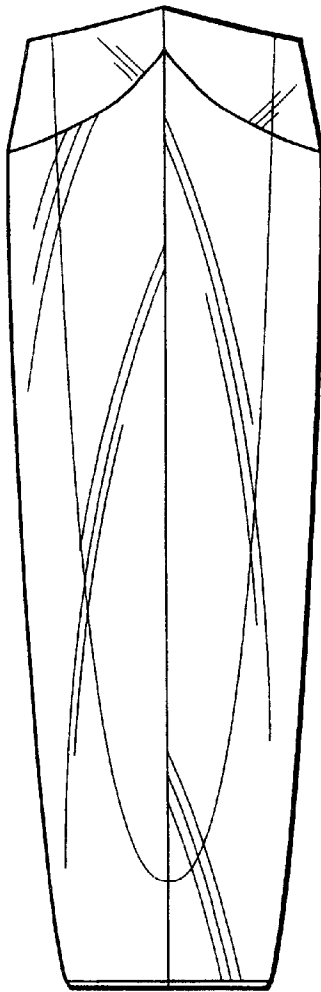


FIG. 14

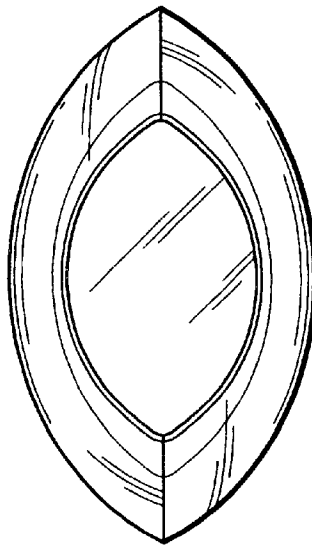


FIG. 15

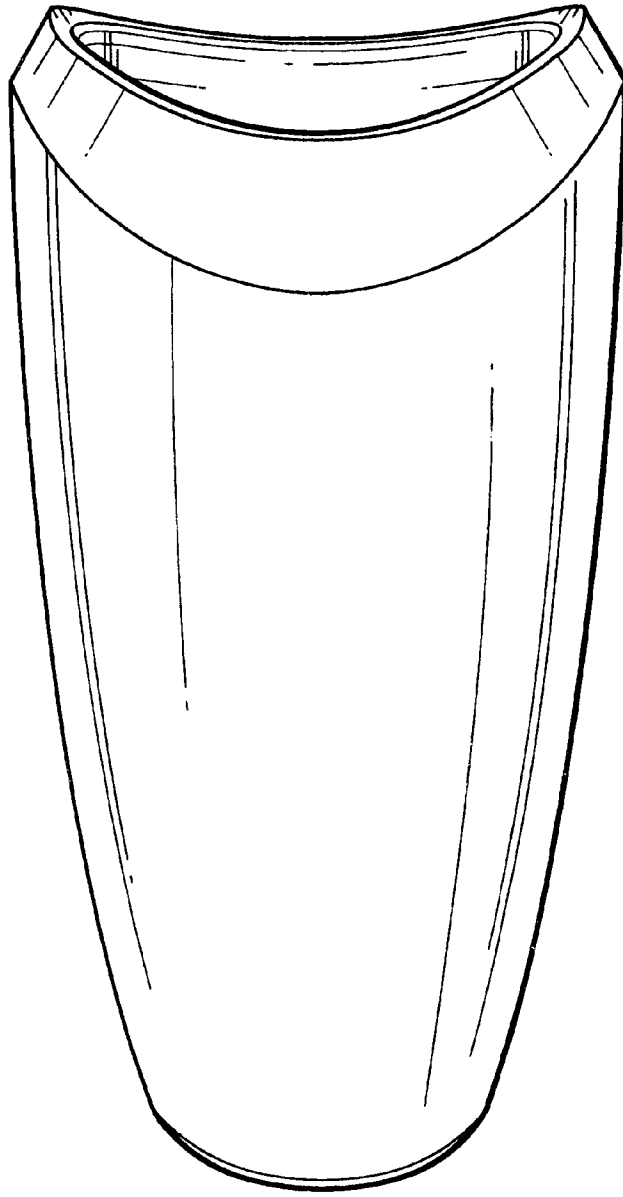


FIG. 16

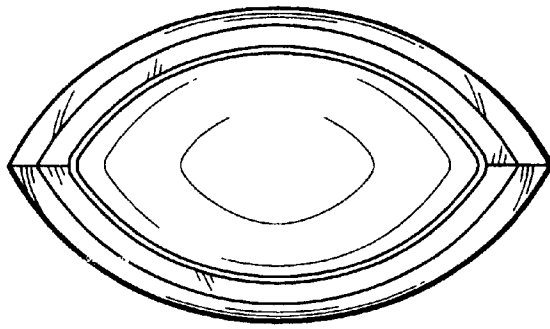


FIG. 17

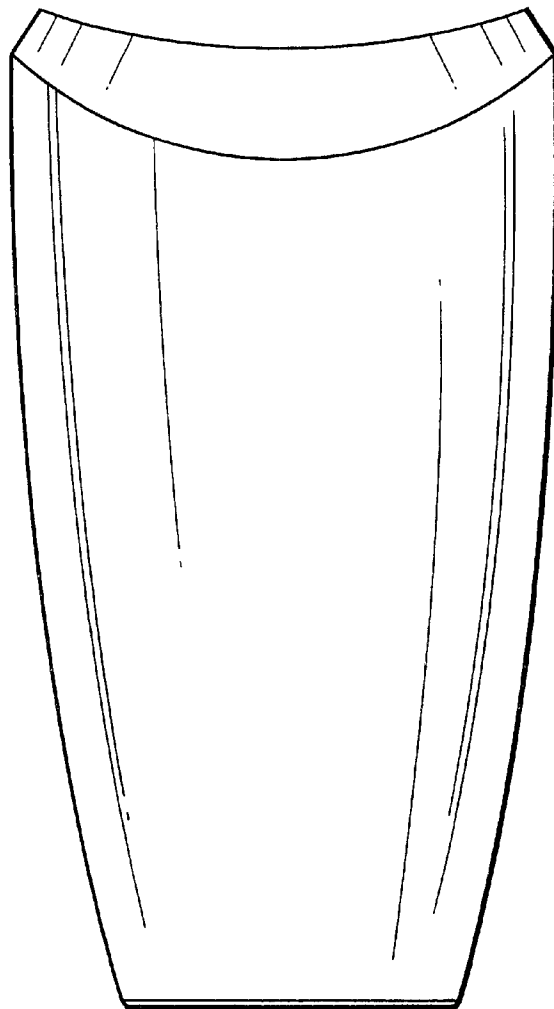


FIG. 18

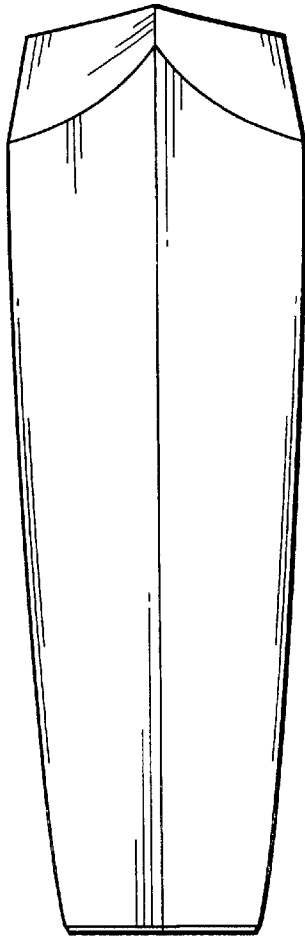


FIG. 19

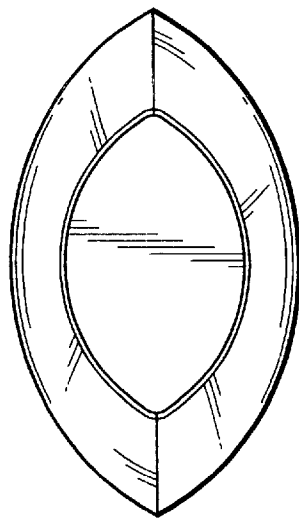


FIG. 20