



US00D735646S

(12) **United States Design Patent**
Hair, Jr. et al.

(10) **Patent No.:** **US D735,646 S**

(45) **Date of Patent:** **** Aug. 4, 2015**

(54) **TIRE TREAD**

(71) Applicants: **Compagnie Generale Des Etablissements Michelin,** Clermont-Ferrand (FR); **Michelin Recherche et Technique S.A.,** Granges-Paccot (CH)

(72) Inventors: **Clarence V. Hair, Jr.,** Greenville, SC (US); **Scott Norville,** Greer, SC (US)

(73) Assignees: **MICHELIN RECHERCHE et TECHNIQUE S.A.,** Granges-Paccot (CH); **COMPAGNIE GENERALE DES ETABLISSEMENTS MICHELIN,** Clermont-Ferrand (FR)

(**) Term: **14 Years**

(21) Appl. No.: **29/470,370**

(22) Filed: **Oct. 21, 2013**

(51) **LOC (10) Cl.** **12-15**

(52) **U.S. Cl.**
USPC **D12/594**

(58) **Field of Classification Search**
USPC D12/568-603; 152/209.1-209.28
CPC B60C 11/1218; B60C 11/1236; B60C 11/1281; B60C 2011/1213
See application file for complete search history.

(56) **References Cited**

U.S. PATENT DOCUMENTS

D449,022	S	*	10/2001	Cazin-Bourguignon et al.	D12/600
D535,939	S		1/2007	Gordon et al.		
D550,147	S		9/2007	Radulescu		
D605,581	S	*	12/2009	Yamaguchi et al.	D12/594
D606,931	S		12/2009	Radulescu et al.		

D609,172	S	*	2/2010	Buchinger-Barnstorf	D12/592
D643,360	S	*	8/2011	Yamaguchi et al.	D12/588
D647,036	S	*	10/2011	Yamaguchi	D12/588
D647,468	S	*	10/2011	Weaver et al.	D12/588
D713,783	S	*	9/2014	Buchinger-Barnstorf	D12/600
D721,643	S	*	1/2015	Barrett et al.	D12/598
2010/0258228	A1	*	10/2010	De Benedittis	152/209.21
2012/0175031	A1	*	7/2012	Mori	152/209.8

OTHER PUBLICATIONS

Michelin "X One XDA Energy" tire, www.michelintruck.com, at least as early as May 28, 2010, 1 page.

Michelin "X One XDA" tire, www.michelintruck.com, at least as early as May 28, 2010.

* cited by examiner

Primary Examiner — George D Kirschbaum

Assistant Examiner — Jennifer Watkins

(74) *Attorney, Agent, or Firm* — Dority & Manning, P.A.

(57) **CLAIM**

The ornamental design for a tire tread, as shown and described.

DESCRIPTION

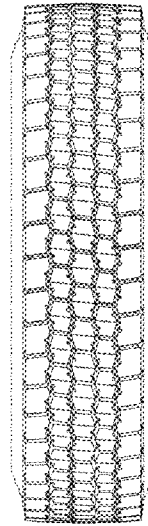
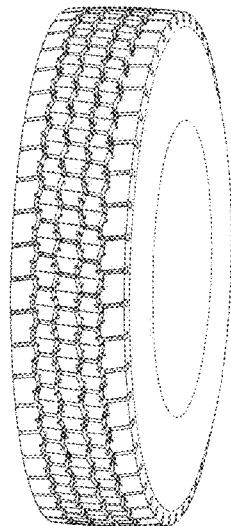
FIG. 1 is a perspective view of a tire tread showing our new design, it being understood that the tread pattern repeats circumferentially throughout the outer circumference and shoulder of the tire, the opposite side perspective being identical thereto;

FIG. 2 is a front elevation view thereof; and,

FIG. 3 is a side elevation view of the right side thereof, the left side elevation being identical thereto.

In the drawings, the recessed groove portions of the tire tread having a depth is best illustrated along the top and bottom edges of FIG. 2. In the drawings, the broken line disclosure of the tire sidewall and inner bead depicts environmental structure and forms no part of the claimed design.

1 Claim, 3 Drawing Sheets



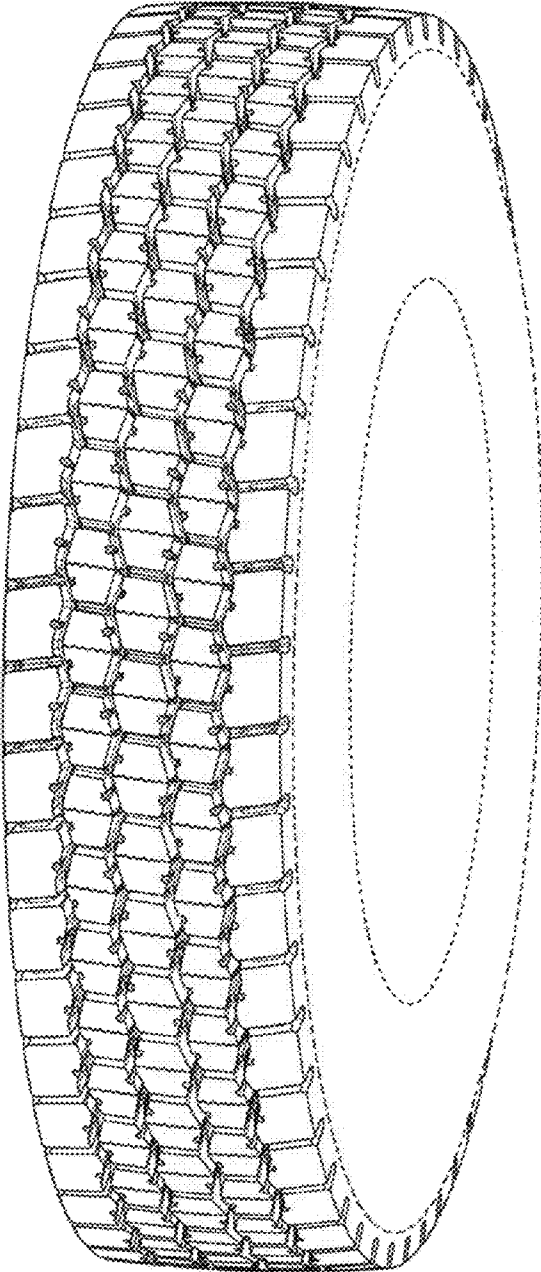


Fig. 1

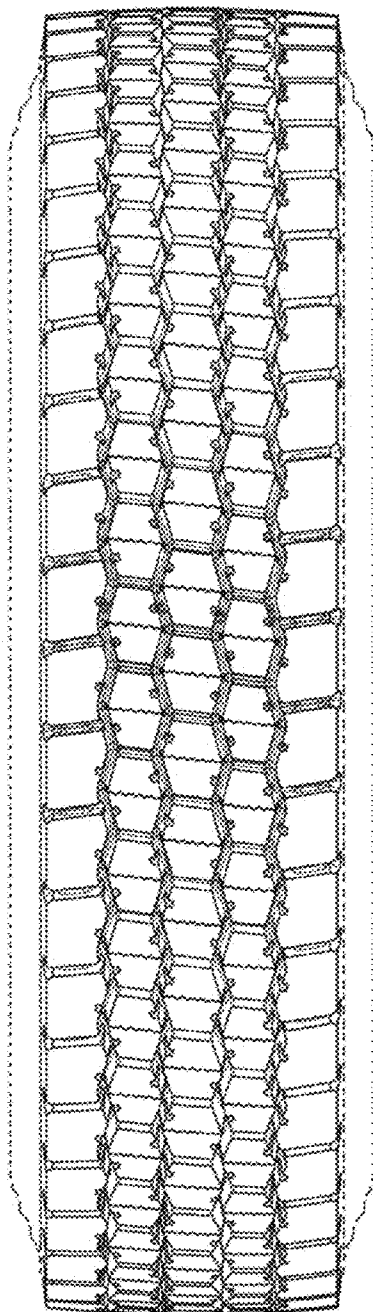


Fig. 2

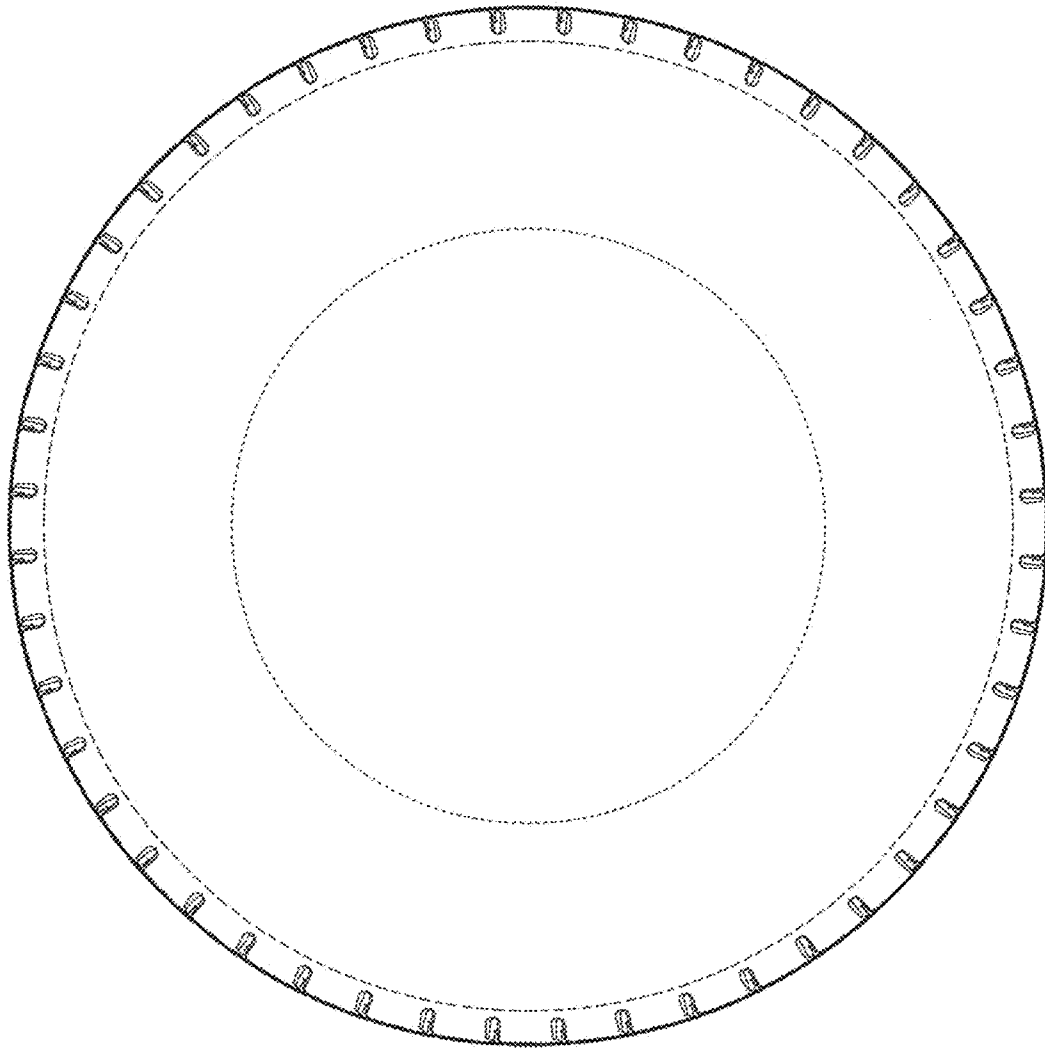


Fig. 3