



US00D330825S

United States Patent [19]

Sekita et al.

[11] Patent Number: Des. 330,825

[45] Date of Patent: ** Nov. 10, 1992

[54] RICE COOKER

[75] Inventors: Isao Sekita, Kyoto; Yoshiaki Ueda, Osaka; Shoichi Sugibayashi, Osaka; Motoi Furuta, Osaka, all of Japan

[73] Assignee: Matsushita Electric Industrial Co., Ltd., Osaka, Japan

[**] Term: 14 Years

[21] Appl. No.: 605,878

[22] Filed: Oct. 30, 1990

[30] Foreign Application Priority Data

Jun. 26, 1990 [JP] Japan 2-21612

[52] U.S. Cl. D7/354; D7/358

[58] Field of Search D7/323, 354, 358, 360; 99/324, 325, 336, 403

[56] References Cited

U.S. PATENT DOCUMENTS

- D. 280,064 8/1985 Obata et al. D7/360
- D. 300,598 4/1989 Ueda et al. D7/360

OTHER PUBLICATIONS

Mitsubishi Electric Corporation catalog, published Sep. 1989 on its Rice Cooker.
Tiger Vacuum Bottle Co., Ltd. catalog, published Oct. 1989 on its Tiger EXALT Model RP Rice Cooker.
Matsushita Electric Industrial Co., Ltd. catalog, published Feb. 1990 on its National Rice Cooker under Model designation SR-1HA18.

Primary Examiner—Carmen H. Vales-Lado
Assistant Examiner—Caron D. Veynar
Attorney, Agent, or Firm—Sughrue, Mion, Zinn, Macpeak & Seas

[57] CLAIM

The ornamental design for a rice cooker, as shown.

DESCRIPTION

FIG. 1 is a front, top and right side perspective view of a rice cooker showing our new design;
FIG. 2 is a front elevational view thereof;
FIG. 3 is a top plan view thereof;
FIG. 4 is a right side elevational view thereof;
FIG. 5 is a rear elevational view thereof;
FIG. 6 is a left side elevational view thereof; and,
FIG. 7 is a bottom plan view thereof.

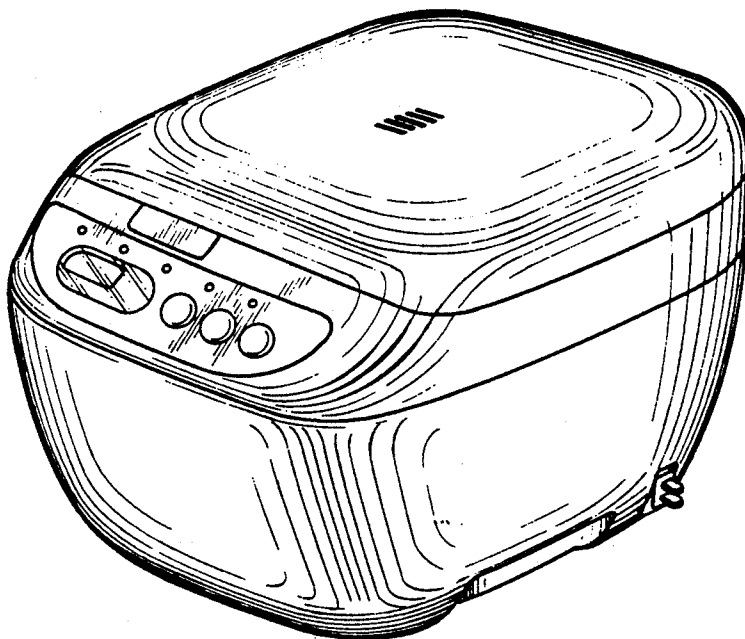


FIG. 1

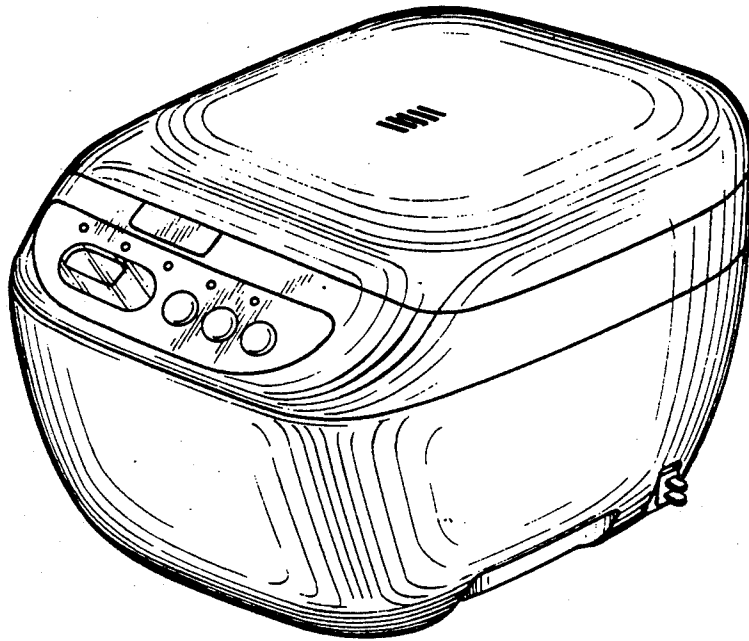


FIG. 2

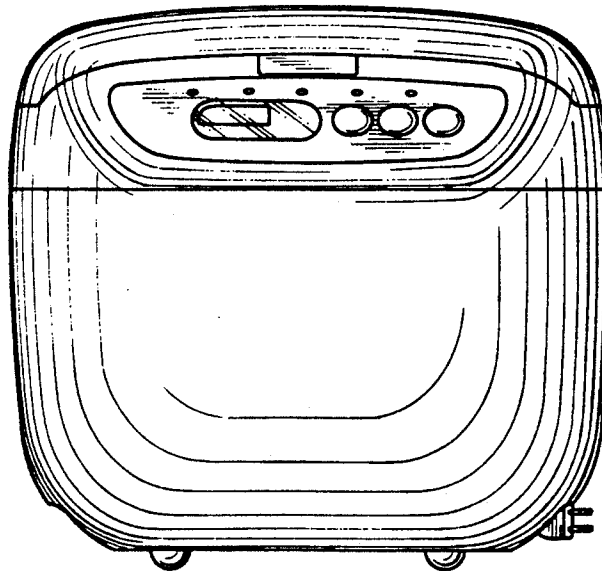


FIG. 3

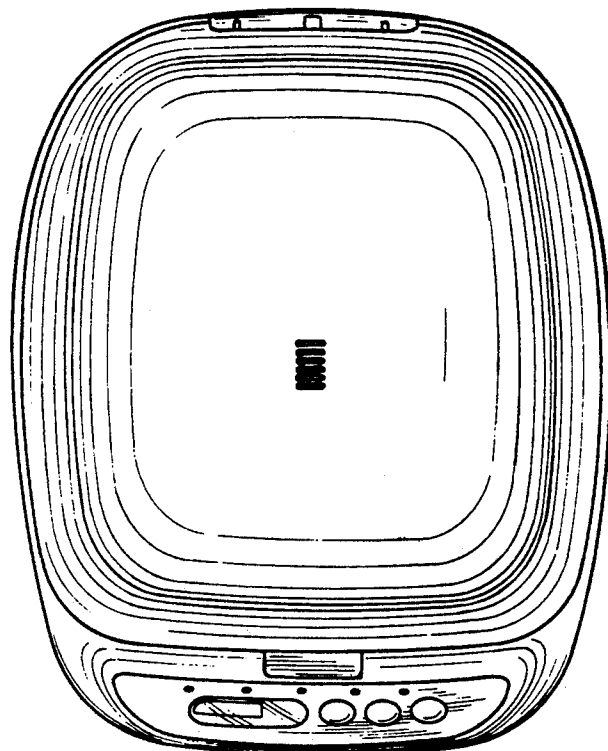


FIG. 4

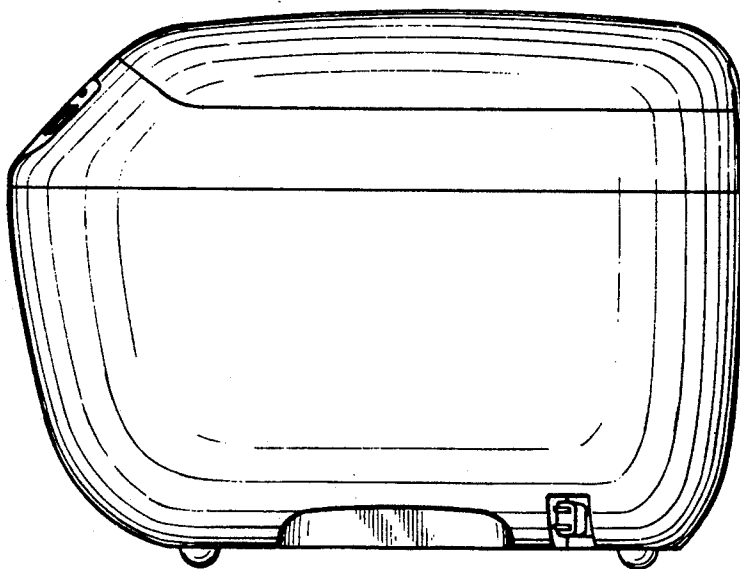


FIG. 5

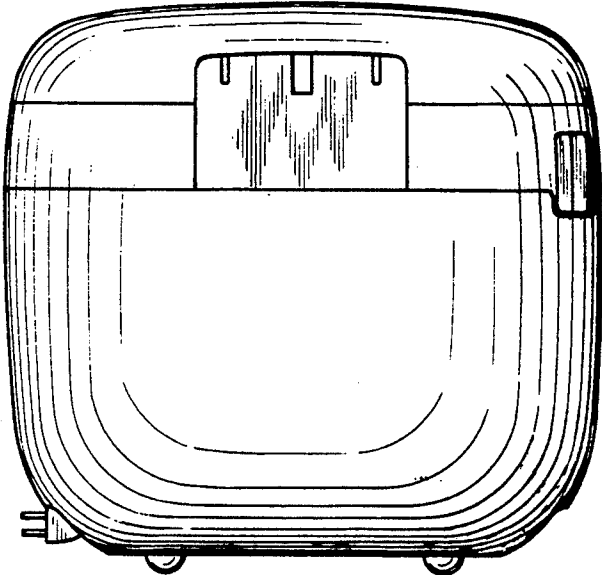


FIG. 6

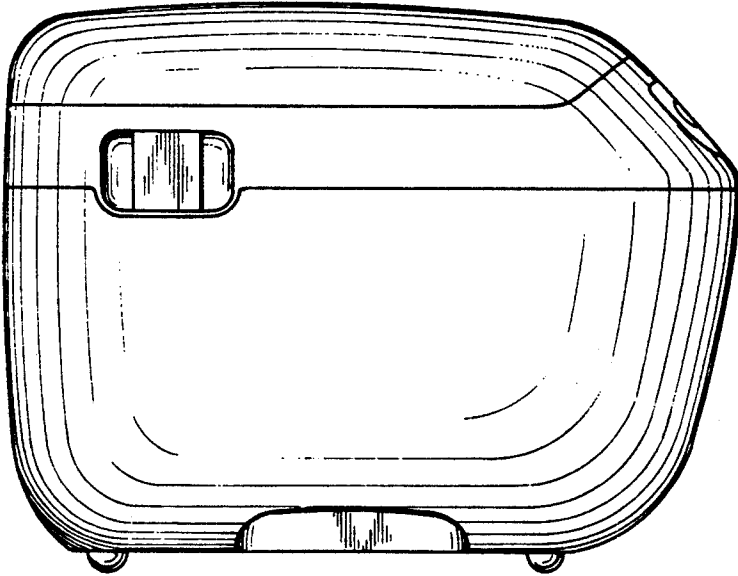


FIG. 7

