
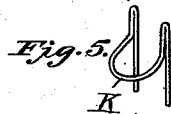
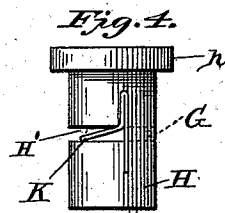
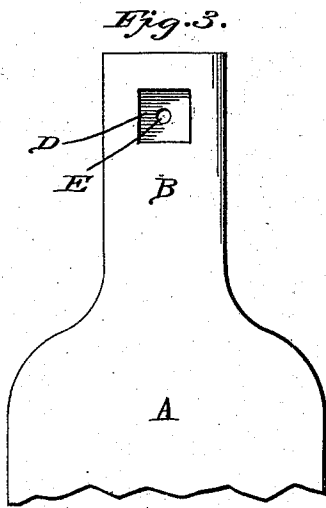
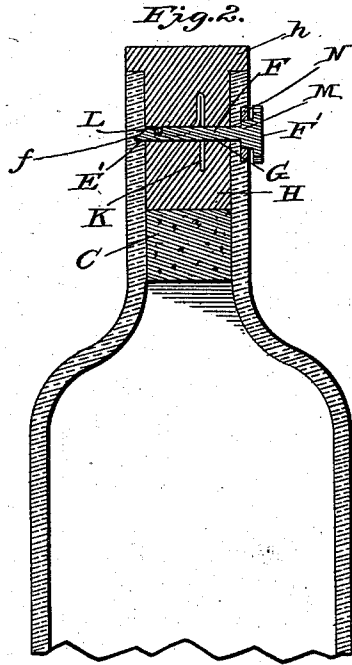
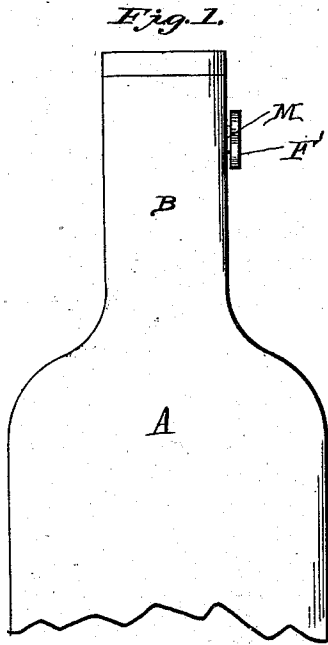


(No Model.)

A. G. CARLSON.
BOTTLE STOPPER.

No. 559,360.

Patented May 5, 1896.



Witnesses
Edwin G. Smith,
John T. Smith

Inventor
Anders G. Carlson
By John Hedderburn
his Attorney.

UNITED STATES PATENT OFFICE.

ANDERS G. CARLSON, OF RICO, COLORADO, ASSIGNOR OF ONE-FOURTH TO CHARLEY J. CROMLEY, OF SAME PLACE.

BOTTLE-STOPPER.

SPECIFICATION forming part of Letters Patent No. 559,360, dated May 5, 1896.

Application filed January 2, 1896. Serial No. 574,055. (No model.)

To all whom it may concern:

Be it known that I, ANDERS G. CARLSON, a citizen of the United States, residing at Rico, in the county of Dolores and State of Colorado, have invented certain new and useful Improvements in Bottle-Stoppers; and I do hereby declare the following to be a full, clear, and exact description of the invention, such as will enable others skilled in the art to which it appertains to make and use the same.

This invention relates generally to bottles, and particularly to an improved stopper for the same.

The object of the invention is to provide a stopper which cannot be removed from the bottle without being detected. Another object is to provide a stopper attachment which can be adjusted by the owner for the purpose of detecting any would-be "sampler."

With these objects in view my invention consists in the details of construction and novelties of combination, all of which will be fully described, and pointed out in the claims.

In the drawings forming a part of this specification, Figure 1 is a side elevation of my improved bottle. Fig. 2 is a sectional view through the pin. Fig. 3 is an elevation at right angles to Fig. 1. Fig. 4 is a detail of the supplemental cork. Fig. 5 is a detail of the catch-spring. Fig. 6 is an end view of the pin, and Fig. 7 is a like view of the washer.

Referring to the drawings, A indicates the bottle, and B the neck thereof, which neck is made somewhat longer than usual, and in the bottom of said neck is fitted an ordinary cork C. On the outer side of the neck near the top is produced a polygonal-shaped recess D, preferably square in shape, and a hole E extends through this side of neck at the center of said recess, and in the opposite side of neck is produced a socket E', the purpose of which is to receive a pin F, which passes through the hole E and also through a bore G, made in a supplemental cork H, having a cap h, which holds the cork H at such a point in the neck that the bore G will register with the hole E and socket E', and thus permit the pin to be inserted. The cork H is cut away at one side, as shown at H', and located in said cut-away portion is a catch-spring K, which is adapted to engage a cross-groove L in the pin F, and thus lock said pin therein, said pin having a

beveled head f, so that said pin can be passed beneath the spring-catch K. The pin F has a head F' and adjacent thereto is a squared portion or shoulder M, which is adapted to fit the square opening N of a washer N', located in the square recess D in the side of neck. This washer closely fits the recess, and the shoulder M closely fits said washer. The washer is constructed of some breakable material, such as wood, glass, or the like.

Now in order to remove the cork C the supplemental cork must be removed first, and to do this the pin must be withdrawn, and in order to withdraw this pin it must be turned to disengage the groove from the catch. In turning this pin the shoulder breaks the washer and thus shows that some one has tampered with the bottle. The owner will of course be supplied with a number of washers, so that he can replace a broken one when re-locking the stopper after use.

Having thus described the invention, what I claim as new is—

1. In a bottle-stopper, the combination with the neck, of a supplemental cork having a spring-catch, and a pin having a cross-groove, substantially as shown and described.

2. In a bottle-stopper, the combination with the neck, having a recess, ball and socket, of a supplemental stopper having a spring-catch, and a pin having a cross-groove and square shoulder, and a washer having a square opening, substantially as shown and described.

3. In a bottle-stopper, the combination with a neck having a square recess, a ball and a socket, of a main cork, a supplemental cork, having a cap, and a transverse bore, a cut-away portion and a spring-catch, located therein, a pin having a beveled end, and a cross-groove adjacent thereto, a head and a square shoulder adjacent thereto, and a square washer having a square opening, all arranged substantially as shown and described.

In testimony whereof I have signed this specification in the presence of two subscribing witnesses.

ANDERS G. CARLSON.

Witnesses:

WM. GROEN,
JOHN KNOWLES.