

United States Patent [19]

Rademacher et al.

[11] Patent Number: Des. 322,726

[45] Date of Patent: ** Dec. 31, 1991

[54] **STORAGE RACK**

3,039,621 6/1962 Pilcher D6/431 X
3,834,549 9/1974 Burg et al. 211/182 X

[75] Inventors: **John J. Rademacher**, San Pedro, Calif.; **Art Mandelbaum**, 2704 Manhattan Ave. Apt. A, Manhattan Beach, Calif. 90266

[73] Assignee: **Art Mandelbaum**, Manhattan Beach, Calif.

[**] Term: **14 Years**

[21] Appl. No.: **360,725**

[22] Filed: **Jun. 2, 1989**

[52] U.S. Cl. **D6/465; D6/479**

[58] Field of Search **D6/462, 463, 464, 465, D6/431, 429, 449, 477, 478, 479; 211/181, 182, 186, 175; 108/111, 42, 144, 59, 91**

[56] **References Cited**

U.S. PATENT DOCUMENTS

D. 104,568 5/1937 Griffin D6/464

OTHER PUBLICATIONS

McCoy Coop Co., ©1979, p. 4.

Primary Examiner—Bruce W. Dunkins

Assistant Examiner—Jeffrey Asch

Attorney, Agent, or Firm—Ronald M. Goldman

[57] **CLAIM**

The ornamental design for a storage rack, as shown and described.

DESCRIPTION

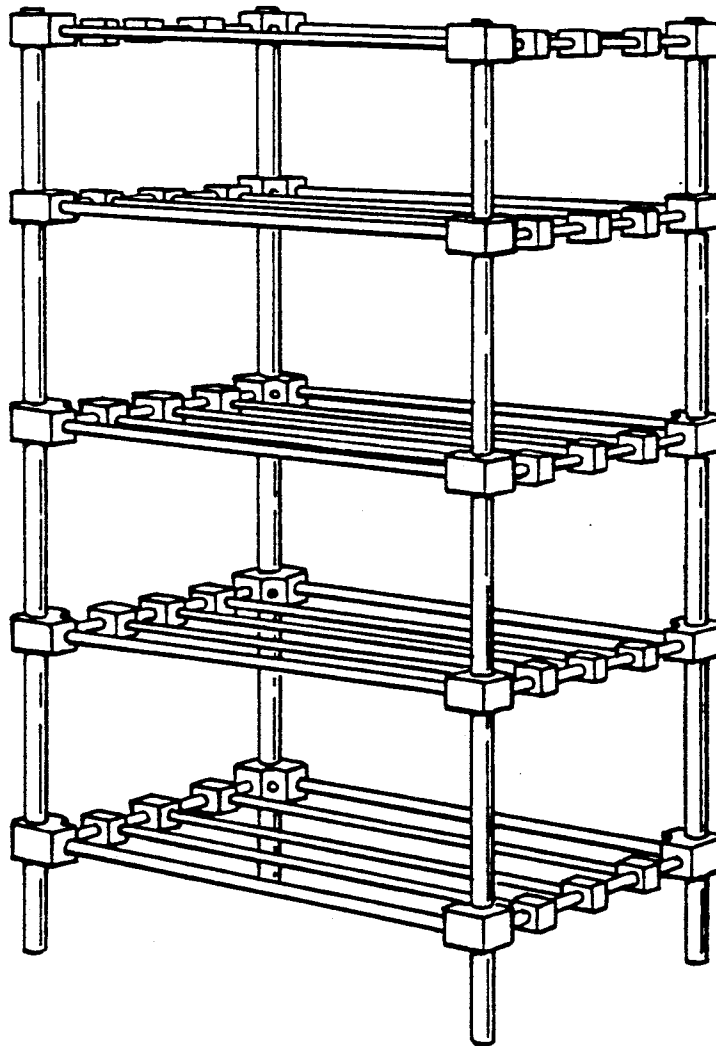
FIG. 1 is a front perspective view of a storage rack showing our new design;

FIG. 2 is a left side elevational view thereof, the right side being a mirror image thereof;

FIG. 3 is a front elevational view thereof, the rear elevational view being a mirror image thereof;

FIG. 4 is a top plan view thereof; and

FIG. 5 is a bottom plan view thereof.



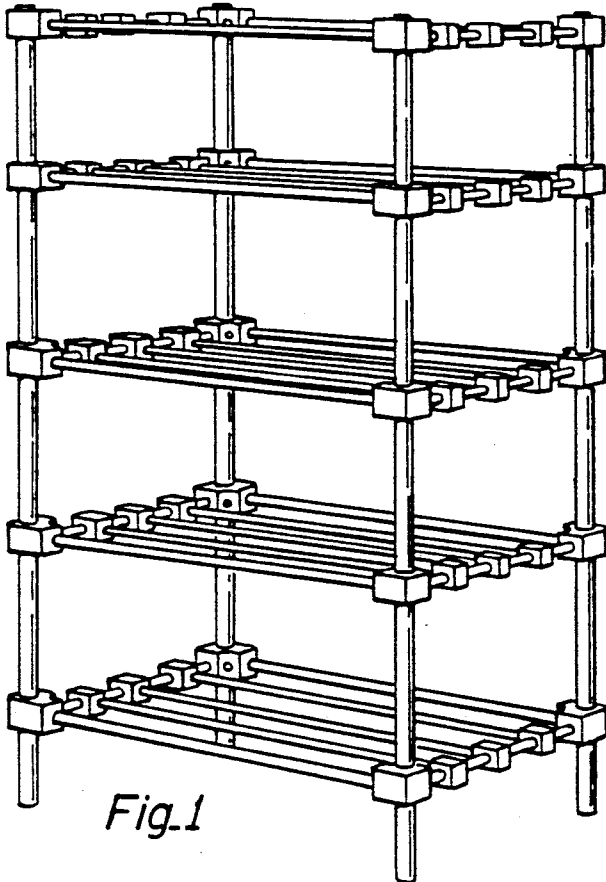


Fig. 1

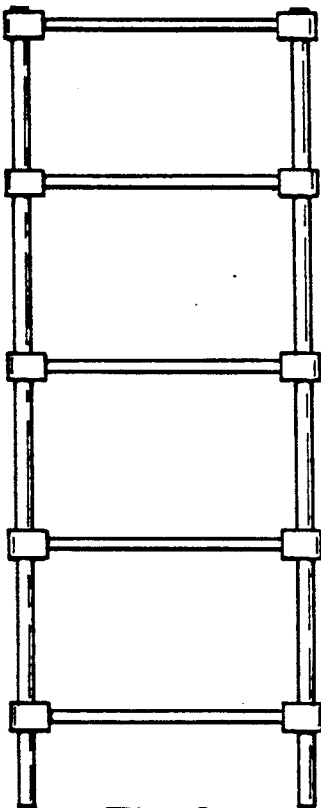


Fig. 2

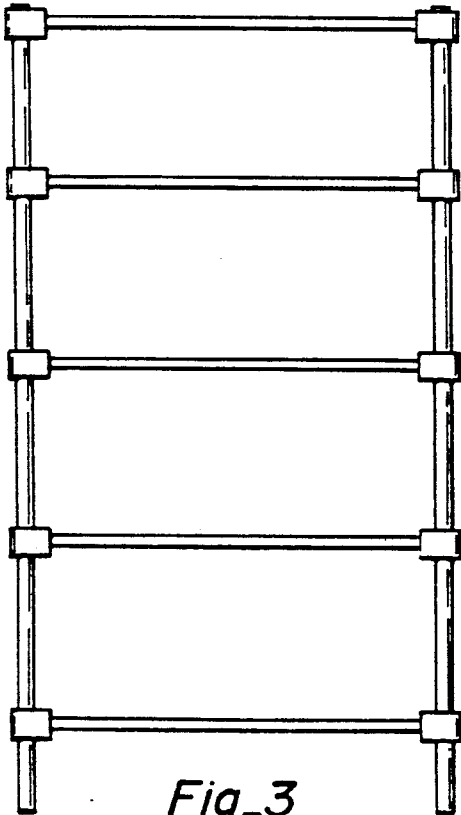


Fig. 3

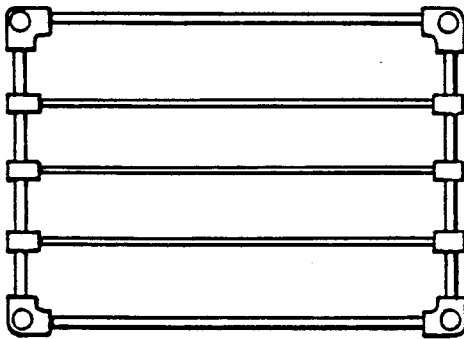


Fig. 4




Fig. 5