



US00D894871S

(12) **United States Design Patent** (10) **Patent No.:** **US D894,871 S**  
**Distefano** (45) **Date of Patent:** **\*\* Sep. 1, 2020**

- (54) **LOUDSPEAKER**
- (71) Applicant: **Harman International Industries, Incorporated**, Northridge, CA (US)
- (72) Inventor: **Dario Distefano**, Shenzhen (CN)
- (73) Assignee: **Harman International Industries, Incorporated**, Northridge, CA (US)

D748,076 S	1/2016	Yoon	
D750,597 S	3/2016	Fischer et al.	
D759,632 S *	6/2016	Fischer	D14/204
D798,268 S *	9/2017	Fang	D14/216
D800,699 S	10/2017	Fischer et al.	
D803,813 S	11/2017	Rouffiat et al.	
D805,059 S	12/2017	Fischer et al.	
D809,964 S *	2/2018	Harshman	D11/144
D811,368 S *	2/2018	Fischer	D14/216

(Continued)

(\*\*) Term: **15 Years**

**FOREIGN PATENT DOCUMENTS**

(21) Appl. No.: **29/674,328**

EM 005617081-0001 8/2018

(22) Filed: **Dec. 20, 2018**

**OTHER PUBLICATIONS**

(51) **LOC (12) Cl.** ..... **14-01**  
 (52) **U.S. Cl.**  
 USPC ..... **D14/216**

Design U.S. Appl. No. 29/554,318, filed Feb. 10, 2016.  
(Continued)

(58) **Field of Classification Search**  
 USPC ..... D14/167, 168, 170-172, 188, 194-196,  
 D14/204, 209.1, 210-216, 219, 221, 222,  
 D14/224, 239, 496  
 CPC ..... B60R 11/0217; G06F 1/1688; G10K 9/22;  
 G10K 11/004; H03F 1/327; H04M 1/03;  
 H04M 1/035; H04N 5/642; H04N  
 21/4852; H04R 1/02; H04R 1/06; H04R  
 1/021; H04R 1/025; H04R 1/026; H04R  
 1/028; H04R 1/105; H04R 1/323; H04R  
 1/403; H04R 1/2803; H04R 1/2834;  
 H04R 5/02; H04R 7/20; H04R 9/06;  
 H04R 9/025; H04R 2201/021; H04R  
 2400/00; H04R 2400/07; H04R 2499/11;  
 H04R 2499/13; H04R 2499/15; H04S  
 3/00; H04S 7/30

*Primary Examiner* — Keli L Hill  
(74) *Attorney, Agent, or Firm* — Plumsea Law Group, LLC

(57) **CLAIM**

The ornamental design for a loudspeaker, as shown and described.

**DESCRIPTION**

FIG. 1 is a perspective view of a loudspeaker showing the new design;  
 FIG. 2 is a front elevational view thereof;  
 FIG. 3 is a rear elevational view thereof;  
 FIG. 4 is a side elevational view thereof;  
 FIG. 5 is an opposite side elevational view thereof;  
 FIG. 6 is a top view thereof; and,  
 FIG. 7 is a bottom view thereof.  
 The broken lines immediately adjacent the shaded areas represent bounds of the claimed design, while all other broken lines are directed to environment and are for illustrative purposes only; the broken lines form no part of the claimed design.

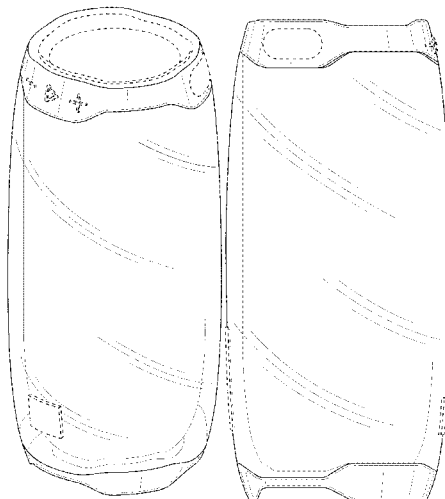
See application file for complete search history.

(56) **References Cited**

**U.S. PATENT DOCUMENTS**

D718,279 S	11/2014	Yoon et al.
D722,595 S	2/2015	Mackiewicz et al.
D726,684 S	4/2015	Schmiedbauer
D726,686 S	4/2015	Yoon
D748,074 S	1/2016	Schmiedbauer

**1 Claim, 7 Drawing Sheets**



(56)

**References Cited**

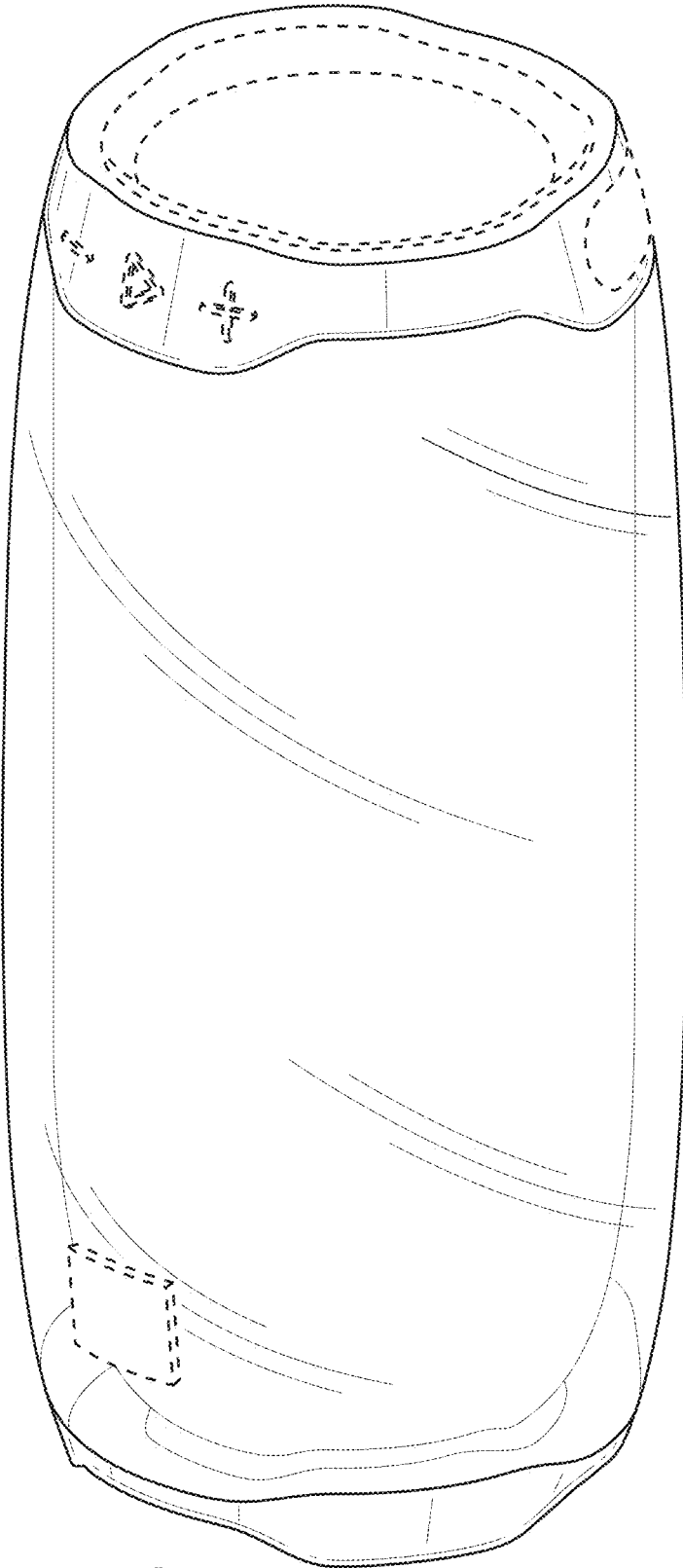
## U.S. PATENT DOCUMENTS

D831,002	S	10/2018	Distefano et al.	
D839,855	S	2/2019	Park et al.	
D843,418	S *	3/2019	Demin .....	D14/496
D849,718	S *	5/2019	Park .....	D14/216
D865,705	S *	11/2019	Distefano .....	D14/204
D868,033	S *	11/2019	Luo .....	D14/216


## OTHER PUBLICATIONS

Design U.S. Appl. No. 29/667,085, filed Oct. 18, 2018.  
JBL Flip 2 Specification Sheet, Harman International Industries, Incorporated, 2013.  
JBL Flip 4 Specification Sheet, Harman International Industries, Incorporated, 2017.  
JBL Flip 4 Quick Start Guide, Harman International Industries, Incorporated, 2017.  
Design U.S. Appl. No. 29/650,485, filed Jun. 7, 2018.  
Design U.S. Appl. No. 29/550,057, filed Dec. 30, 2015.  
Design U.S. Appl. No. 29/550,060, filed Dec. 30, 2015.  
Design U.S. Appl. No. 29/613,848, filed Aug. 14, 2017.  
Design U.S. Appl. No. 29/623,159, filed Oct. 23, 2017.  
Design U.S. Appl. No. 29/628,769, filed Dec. 7, 2017.  
JBL Pulse 3 Specification Sheet, Harman International Industries, Incorporated, 2017.

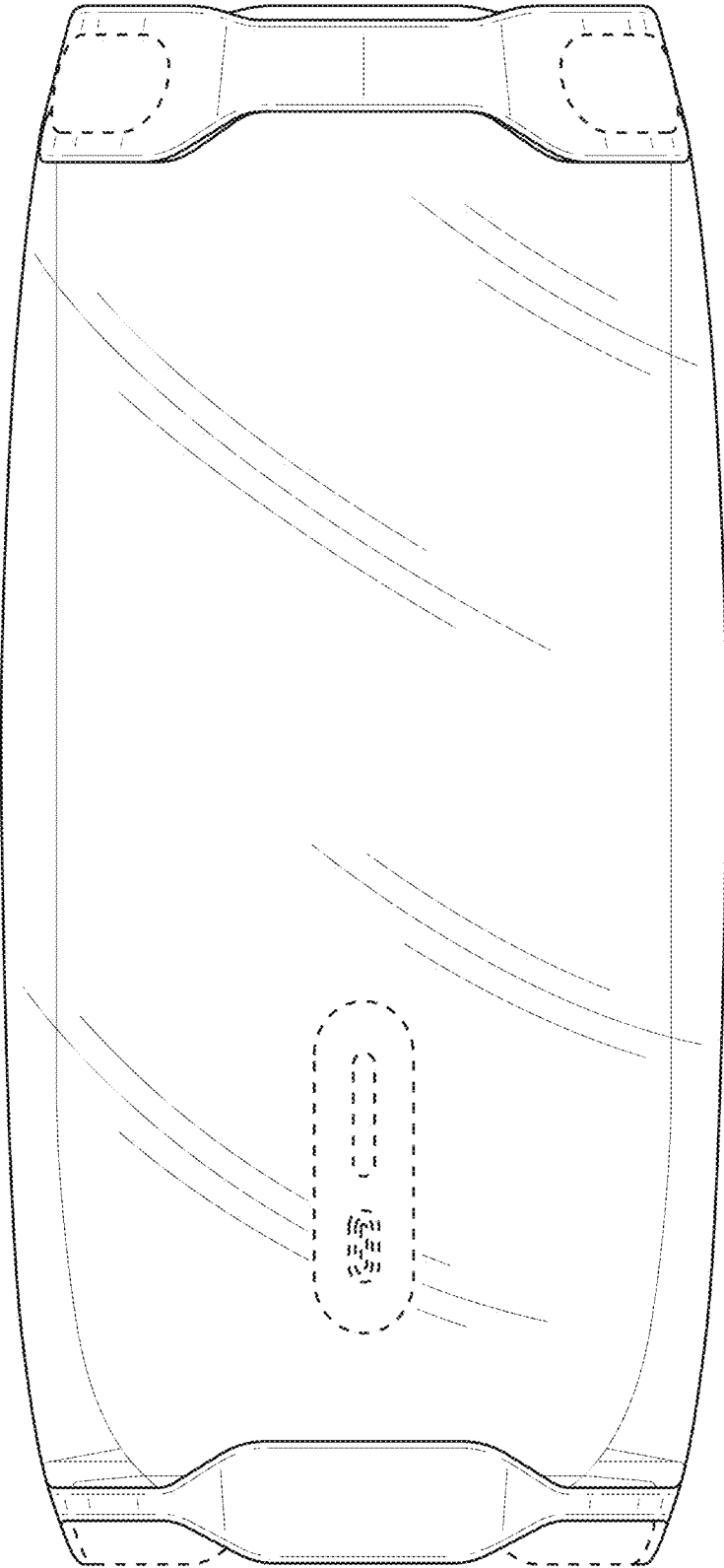
\* cited by examiner



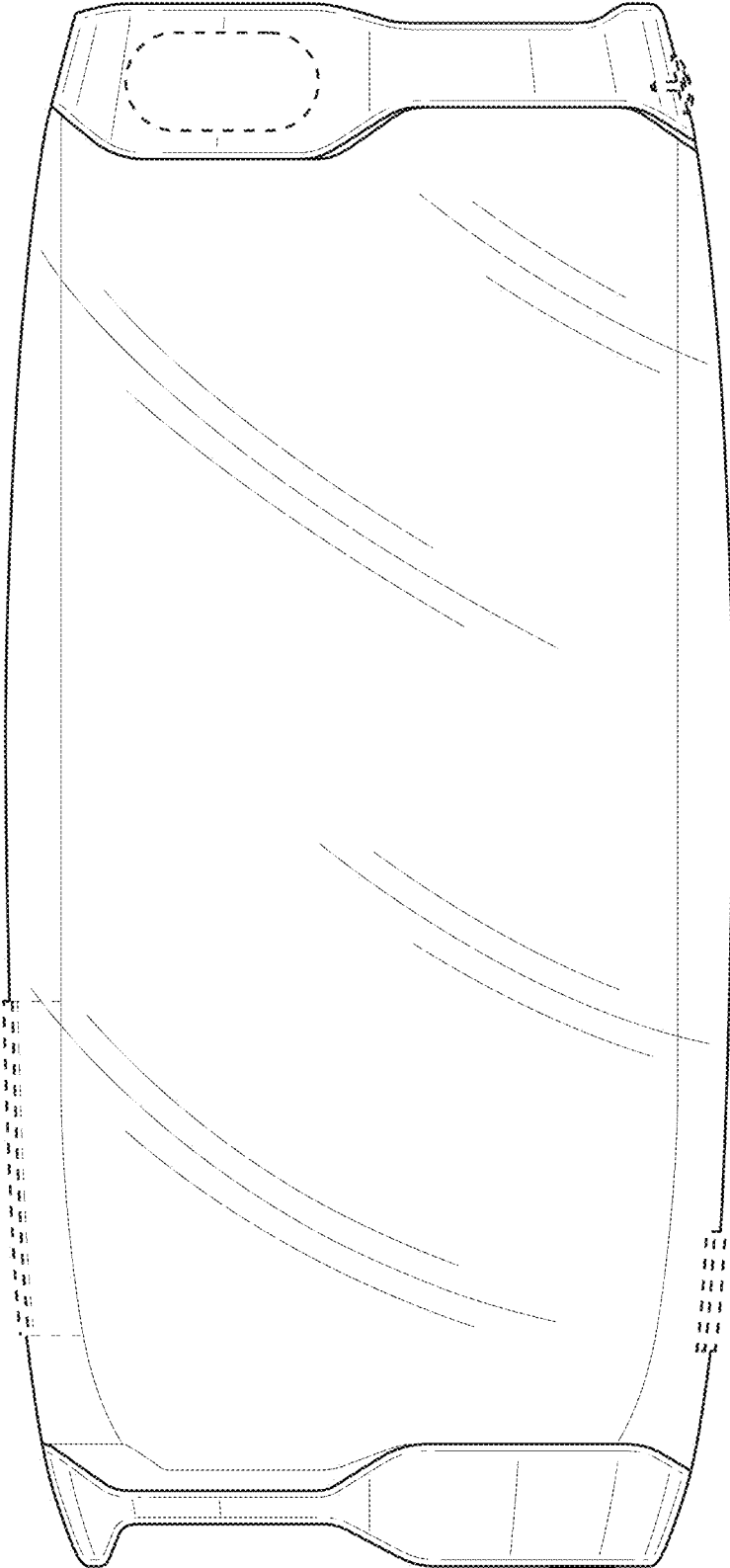
**FIG. 1**




**FIG. 2**



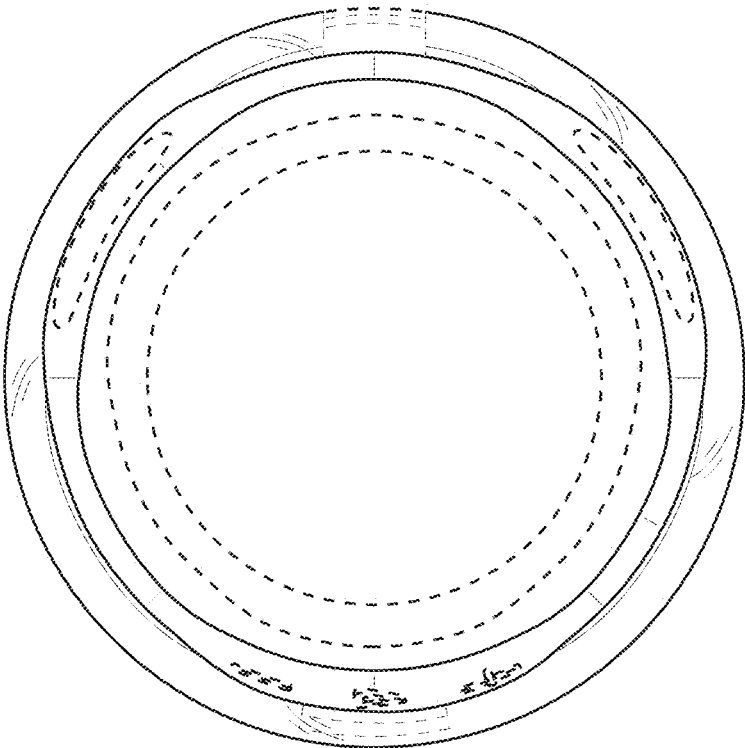
**FIG. 3**



**FIG. 4**

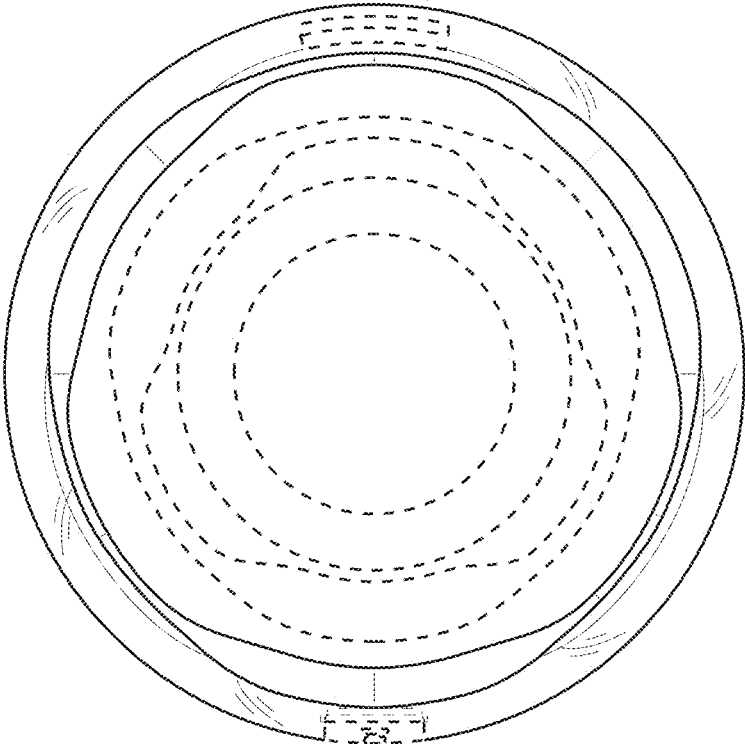


**FIG. 5**



**FIG. 6**





**FIG. 7**