



US00D396651S

United States Patent [19]
Wunderman

[11] **Patent Number:** **Des. 396,651**
[45] **Date of Patent:** ****Aug. 4, 1998**

[54] **WRISTWATCH**

[75] **Inventor:** **Severin S. Wunderman**, Irvine, Calif.

[73] **Assignee:** **Severin Montres AG (Severin Montres SA) (Severin Montres Ltd.)**, Lengnau, Switzerland

[**] **Term:** **14 Years**

[21] **Appl. No.:** **52,122**

[22] **Filed:** **Mar. 25, 1996**

[30] **Foreign Application Priority Data**

Sep. 25, 1995 [XH] Hague Agreement DMA/003072

[51] **LOC (6) CL** **10-02**

[52] **U.S. Cl.** **D10/32**

[58] **Field of Search** D10/1-40, 122-132;
368/276-277, 280-282, 285; D11/3-4,
12, 14, 19-25; 63/1.1, 3, 5.1, 11

[56] **References Cited**

U.S. PATENT DOCUMENTS

- D. 359,457 6/1995 Visage D10/39 X
- D. 363,437 10/1995 Rabassa D10/39
- D. 369,569 5/1996 Kaufman D11/4

FOREIGN PATENT DOCUMENTS

9403465 4/1994 Germany D10/32 X

OTHER PUBLICATIONS

European Jeweler (G.Z.)—Jan. 1988—p. 64—Watches at top-center.

European Jeweler (G.Z.)—Jan. 1987—p. 62—Watch at bottom-center.

Hong Kong Enterprise—Oct. 1990—p. 112—Watches.

Primary Examiner—Nelson C. Holtje

Attorney, Agent, or Firm—Sughrue, Mion, Zinn, Macpeak & Seas

[57] **CLAIM**

The ornamental design for a wristwatch, as shown and described.

DESCRIPTION

FIG. 1 is a perspective view of a wristwatch showing my new design;

FIG. 2 is a top plan view thereof;

FIG. 3 is a bottom plan view thereof;

FIG. 4 is a side elevational view of one side thereof;

FIG. 5 is a side elevational view of an opposite side thereof;

FIG. 6 is an end elevational view of one end thereof; and

FIG. 7 is an end elevational view of an opposite end thereof.

1 Claim, 4 Drawing Sheets




FIG. 1




FIG. 2




FIG. 3




FIG. 4



FIG. 5



FIG. 6




FIG. 7

