



US00D703931S

(12) **United States Design Patent**
Bikowski

(10) **Patent No.:** **US D703,931 S**

(45) **Date of Patent:** **** May 6, 2014**

- (54) **SOLE**
- (71) Applicant: **ECCO Sko A/S**, Bredebro (DK)
- (72) Inventor: **Andrzej Bikowski**, Harrislee (DE)
- (73) Assignee: **ECCO Sko A/S**, Bredebro (DK)
- (**) Term: **14 Years**
- (21) Appl. No.: **29/432,958**
- (22) Filed: **Sep. 24, 2012**

| | | | | |
|----------------|---------|-----------------|-------|---------|
| D483,554 S * | 12/2003 | Burg et al. | | D2/952 |
| D508,307 S * | 8/2005 | Burg et al. | | D2/953 |
| D513,842 S * | 1/2006 | Paytuvi | | D2/957 |
| D530,492 S * | 10/2006 | McClaskie | | D2/957 |
| D584,491 S * | 1/2009 | Matis | | D2/956 |
| D584,492 S * | 1/2009 | Lee | | D2/957 |
| D586,092 S * | 2/2009 | Mermet | | D2/957 |
| 7,762,008 B1 * | 7/2010 | Clark et al. | | 36/3 B |
| D630,422 S * | 1/2011 | Davis | | D2/951 |
| 7,941,938 B2 * | 5/2011 | Yu et al. | | 36/25 R |
| 7,941,941 B2 * | 5/2011 | Hazenberget al. | | 36/28 |
| D642,362 S * | 8/2011 | Miner | | D2/957 |
| D650,155 S * | 12/2011 | Liow | | D2/916 |
| D659,967 S * | 5/2012 | Miner | | D2/957 |
| D662,292 S * | 6/2012 | Meynard | | D2/923 |

(Continued)

(30) **Foreign Application Priority Data**

Mar. 27, 2012 (EM) 002015628-0003

(51) **LOC (10) Cl.** **02-04**

(52) **U.S. Cl.**
USPC **D2/957; D2/951; D2/953; D2/959;**
D2/960

(58) **Field of Classification Search**
USPC D2/902, 906, 908, 916, 918, 925,
D2/946-962, 977; 36/3 B, 22 R, 24.5, 25 R,
36/28, 32 R, 34 R, 59 C, 67 A, 103
See application file for complete search history.

(56) **References Cited**

U.S. PATENT DOCUMENTS

| | | | | |
|---------------|---------|--------------------|-------|--------|
| D69,440 S * | 2/1926 | Church | | D2/954 |
| D287,661 S * | 1/1987 | Tonkel | | D2/957 |
| D288,027 S * | 2/1987 | Tonkel | | D2/957 |
| D327,165 S * | 6/1992 | Hatfield | | D2/953 |
| D362,745 S * | 10/1995 | Skrivanek | | D2/916 |
| D378,241 S * | 3/1997 | Featherston et al. | | D2/954 |
| D388,314 S * | 12/1997 | Tresser | | D2/954 |
| D388,945 S * | 1/1998 | Teague | | D2/957 |
| D392,445 S * | 3/1998 | Tresser | | D2/954 |
| 5,799,417 A * | 9/1998 | Burke et al. | | 36/105 |
| 5,901,467 A * | 5/1999 | Peterson et al. | | 36/29 |
| D415,339 S * | 10/1999 | Rombis | | D2/960 |

Primary Examiner — T. Chase Nelson

(74) *Attorney, Agent, or Firm* — McCormick, Paulding & Huber LLP

(57) **CLAIM**

The ornamental design for a sole, substantially as shown and described.

DESCRIPTION

FIG. 1 is a rear, top, left-hand side perspective view of a sole comprising a new, original and ornamental design;
 FIG. 2 is a front, top, right-hand side perspective view of a sole comprising the new, original and ornamental design;
 FIG. 3 is a front view of a sole comprising the new, original and ornamental design;
 FIG. 4 is a right-hand side view of a sole comprising the new, original and ornamental design;
 FIG. 5 is a left-hand side view of a sole comprising the new, original and ornamental design;
 FIG. 6 is a rear view of a sole comprising the new, original and ornamental design; and,
 FIG. 7 is a bottom view of a sole comprising the new, original and ornamental design.

1 Claim, 5 Drawing Sheets



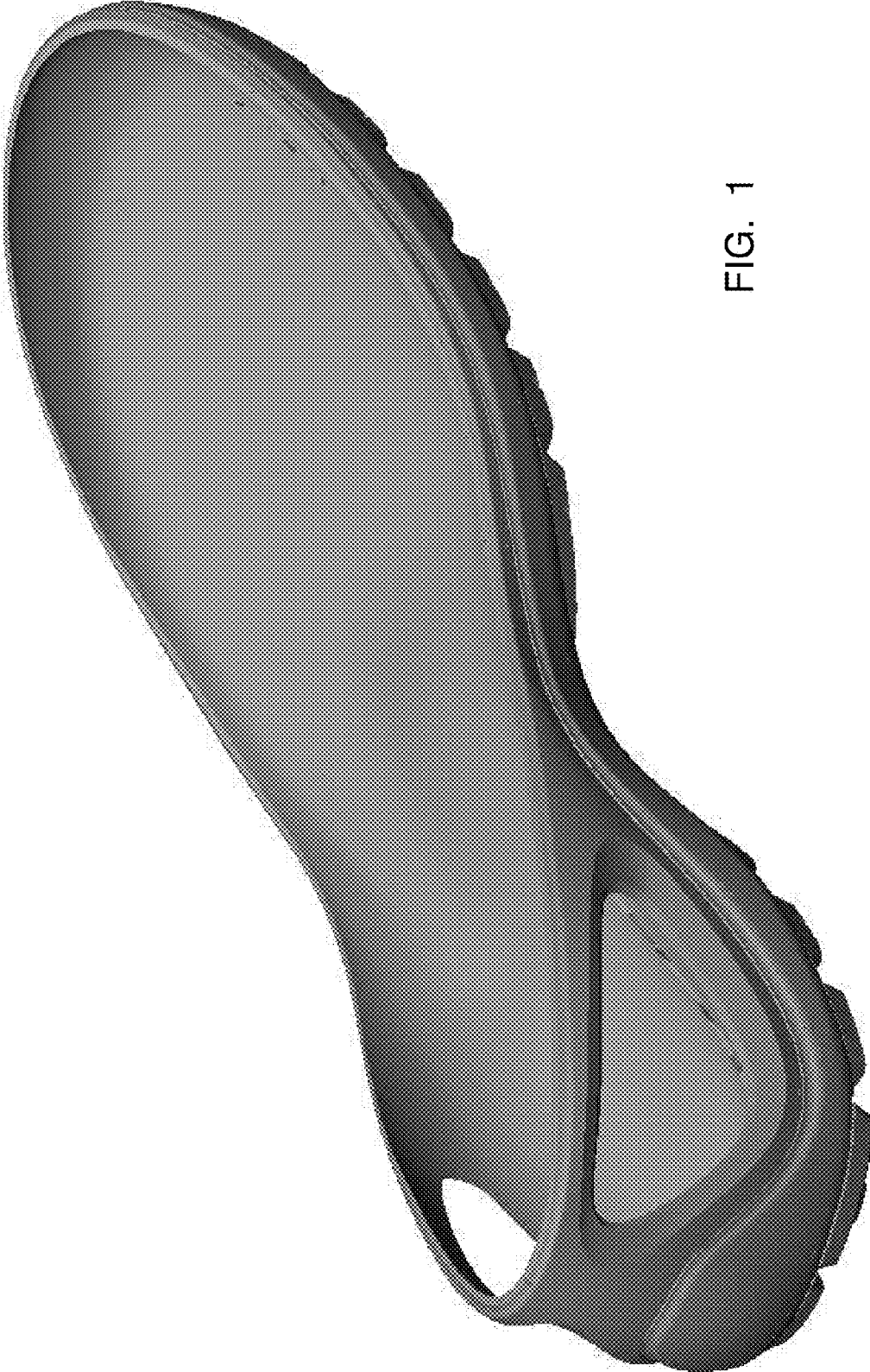


FIG. 1




FIG. 2




FIG. 3




FIG. 4




FIG. 5




FIG. 6



FIG. 7