



US00D901554S

(12) **United States Design Patent** (10) **Patent No.:** **US D901,554 S**
Sonje et al. (45) **Date of Patent:** **** Nov. 10, 2020**

(54) **EXCAVATOR HOOD**

(56) **References Cited**

(71) Applicant: **Deere and Company**, Moline, IL (US)

U.S. PATENT DOCUMENTS

(72) Inventors: **Tushar Sonje**, Pune (IN); **Manish M. Kute**, Dubuque, IA (US); **Vinayak V. Pawar**, Sangli (IN); **Shreyas Chouthai**, Pune (IN); **Shubham Choudhary**, Pune (IN)

D657,400	S	*	4/2012	Loew	D15/31
D670,746	S	*	11/2012	Ewringmann	D15/31
D676,466	S	*	2/2013	Ewringmann	D15/31
D715,333	S	*	10/2014	Jacobsthal	D15/31
D751,611	S	*	3/2016	Smith	D15/31
D784,426	S	*	4/2017	Okuyama	D15/31
D806,762	S	*	1/2018	Loew	D15/31

(73) Assignee: **DEERE & COMPANY**, Moline, IL (US)

* cited by examiner

(**) Term: **15 Years**

Primary Examiner — Mark A Goodwin

(21) Appl. No.: **29/652,128**

(57) **CLAIM**

The ornamental design for an excavator hood, as shown and described.

(22) Filed: **May 15, 2020**

DESCRIPTION

(51) **LOC (12) Cl.** **15-03**

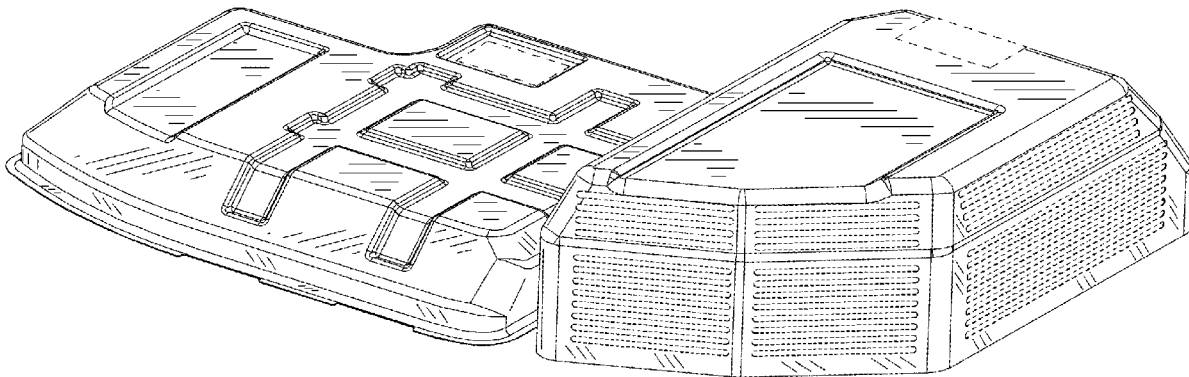
(52) **U.S. Cl.**
USPC **D15/31**

(58) **Field of Classification Search**
USPC D15/10, 11, 13-17, 22-26, 28, 31;
D12/173; 56/13.3, 13.4, 15.8, 15.9,
56/320.1; 180/89.1, 89.12, 900, 69.2,
180/68.1, 69.1
CPC B62D 25/10; B62D 25/00;
B62D 49/00-085; B60R 19/52; B60R
21/38; B60K 13/02; B60K 11/08; B60K
11/04; F01P 11/10; F01P 5/06; F01P
2001/005; B60Y 2200/221

See application file for complete search history.

FIG. 1 is a perspective view of an excavator hood showing our new design.
FIG. 2 is a left side view thereof.
FIG. 3 is a right side view thereof.
FIG. 4 is a front view thereof.
FIG. 5 is a rear view thereof.
FIG. 6 is a top view thereof; and,
FIG. 7 is a bottom view thereof.
The broken line representations of environmental structure in FIGS. 1-7 is for illustrative purposes only and forms no part of the claimed design.

1 Claim, 7 Drawing Sheets



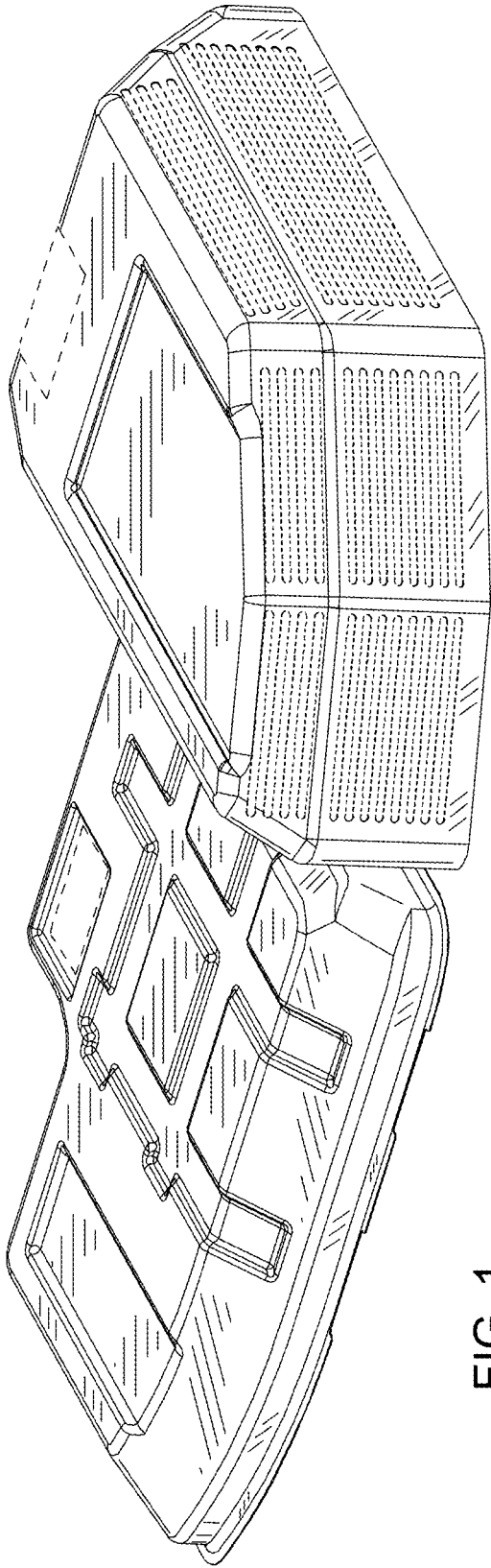


FIG. 1

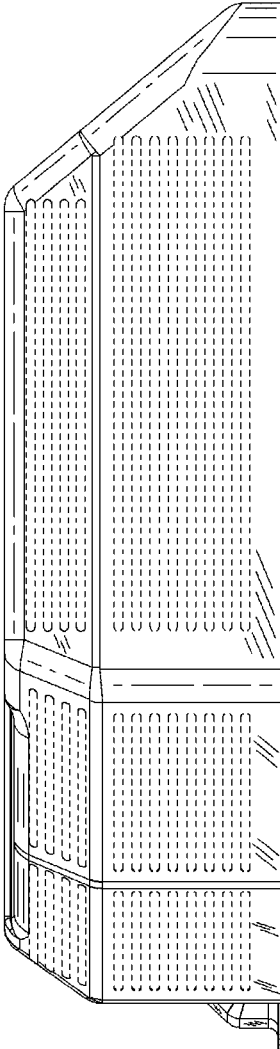


FIG. 2

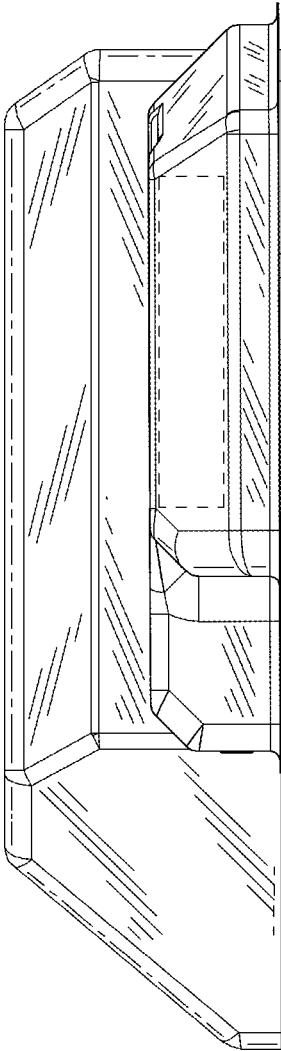


FIG. 3

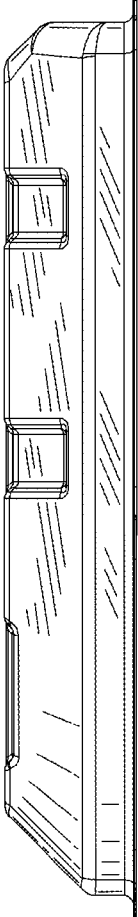
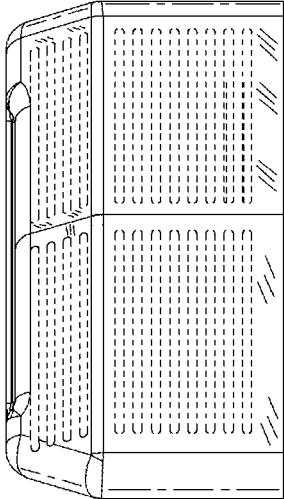


FIG. 4

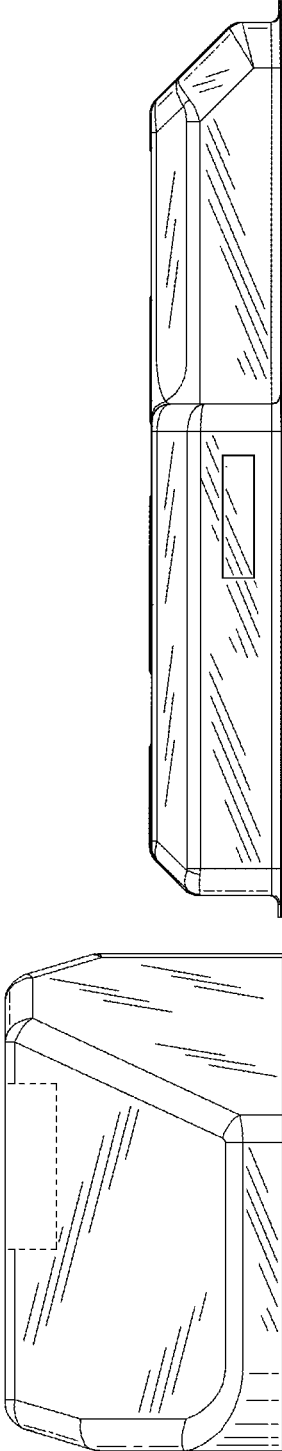


FIG. 5

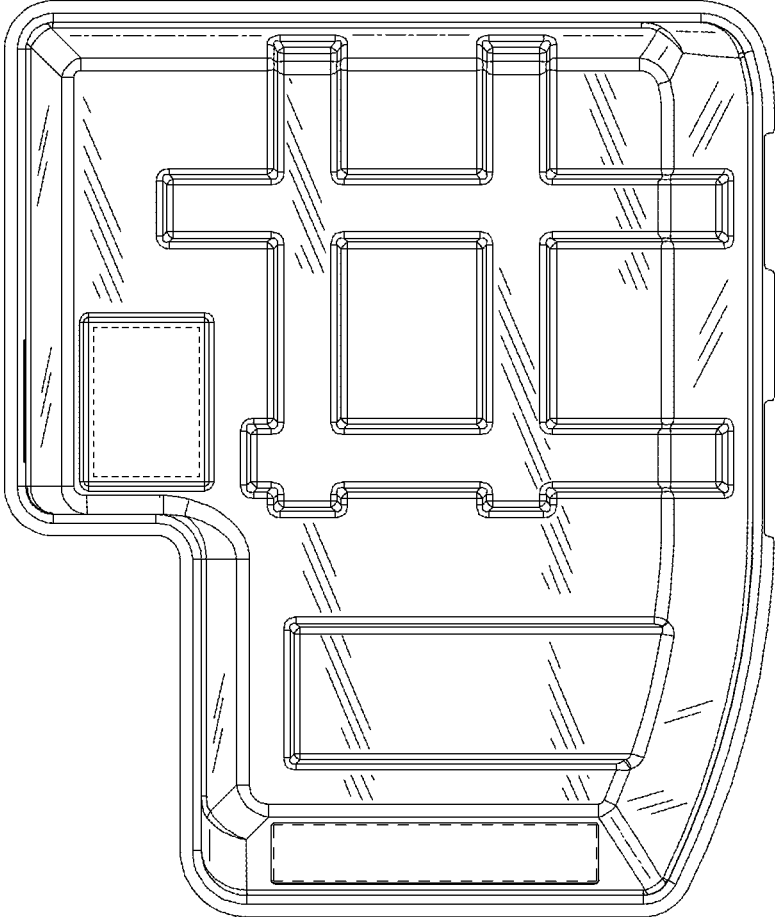
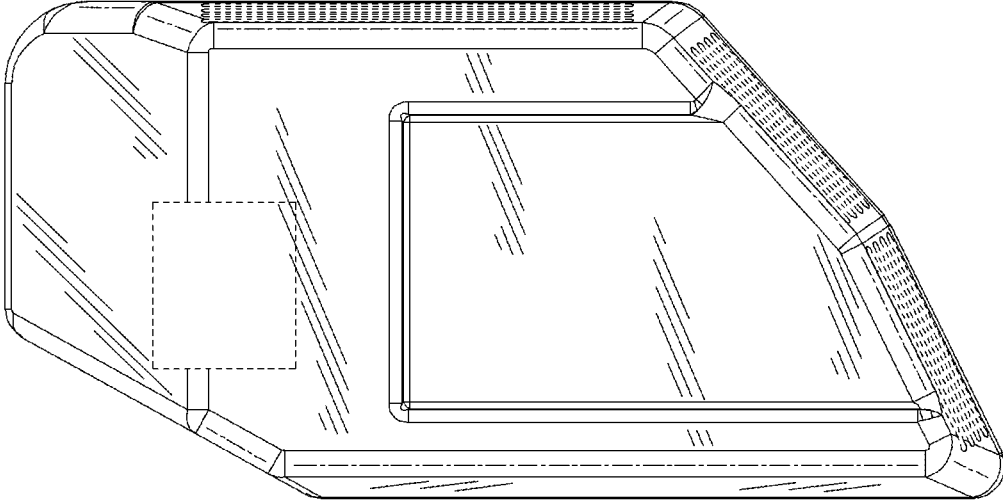


FIG. 6

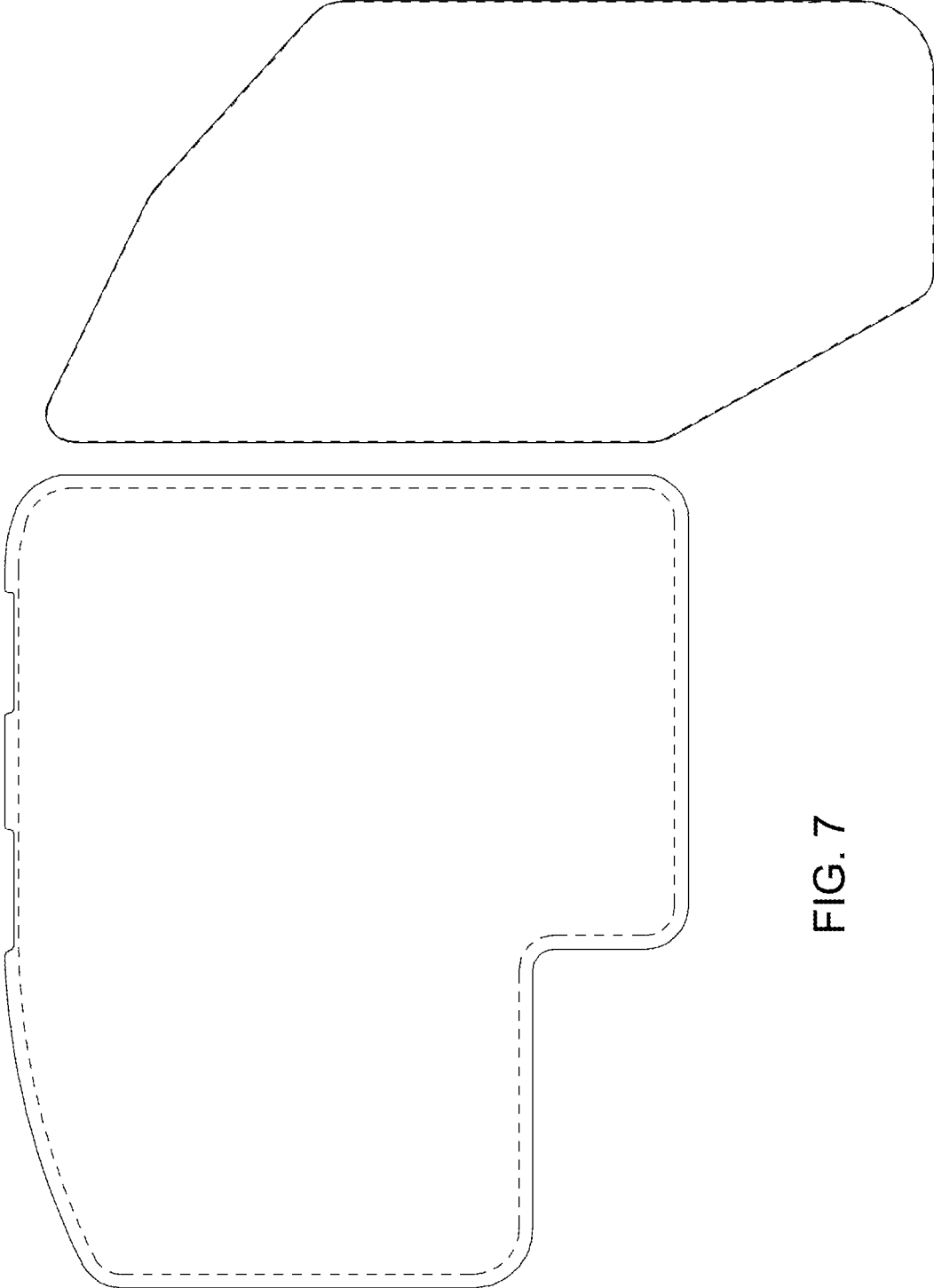


FIG. 7