



(12) **United States Design Patent**  
**Kim et al.**

(10) **Patent No.:** **US D806,666 S**  
(45) **Date of Patent:** **\*\* Jan. 2, 2018**

(54) **TELEVISION**

(71) Applicant: **SAMSUNG ELECTRONICS CO., LTD.**, Suwon-si (KR)

(72) Inventors: **Eunah Kim**, Seoul (KR); **Giljae Lee**, Seoul (KR); **Wonchul Hwang**, Seoul (KR)

(73) Assignee: **SAMSUNG ELECTRONICS CO., LTD.**, Gyeonggi-Do (KR)

(\*\*) Term: **15 Years**

(21) Appl. No.: **29/582,654**

(22) Filed: **Oct. 28, 2016**

(30) **Foreign Application Priority Data**

May 4, 2016 (KR) ..... 30-2016-0021398

(51) **LOC (11) Cl.** ..... **14-03**

(52) **U.S. Cl.**  
USPC ..... **D14/126**

(58) **Field of Classification Search**

USPC ..... D14/125-134, 239, 371, 136, 374-377, D14/440, 450, 448, 336, 342, 159; 312/7.2; 348/836, 838, 180, 184, 325, 348/739; 248/917-924, 465; 345/104, 345/133, 156, 168, 87, 173; D21/329, D21/515, 577, 622, 333, 433, 448, 452, D21/450, 331, 505; D10/15, 26; 446/484, 175, 356; D6/477, 479, 300; D20/10, 19, 39; D16/203, 241; 160/24  
CPC .... G06F 1/1601; G06F 1/1643; G06F 1/1652; G06F 1/1647; G06F 3/0412; H05K 5/0004; H05K 5/0017; H05K 5/02; H05K 5/0217; H04N 13/0459

See application file for complete search history.

(56) **References Cited**

**U.S. PATENT DOCUMENTS**

D708,157 S \* 7/2014 Park ..... D14/126  
D726,137 S \* 4/2015 Lee ..... D14/126  
D767,517 S \* 9/2016 Gomi ..... D14/126

**FOREIGN PATENT DOCUMENTS**

CN 303042071 S 12/2014  
CN 303169321 S 4/2015  
CN 303181274 S 4/2015

\* cited by examiner

*Primary Examiner* — Raphael Barkai

*Assistant Examiner* — Randall Gholson

(74) *Attorney, Agent, or Firm* — Cantor Colburn LLP

(57) **CLAIM**

The ornamental design for a television, as shown and described.

**DESCRIPTION**

FIG. 1 is a front perspective view of a television showing our new design;  
FIG. 2 is a front view thereof;  
FIG. 3 is a rear view thereof;  
FIG. 4 is a left-side view thereof;  
FIG. 5 is a right-side view thereof;  
FIG. 6 is a top view thereof;  
FIG. 7 is a bottom view thereof; and,  
FIG. 8 is a rear perspective view thereof.  
The broken lines illustrating portions of the television form no part of the claimed design.

**1 Claim, 8 Drawing Sheets**

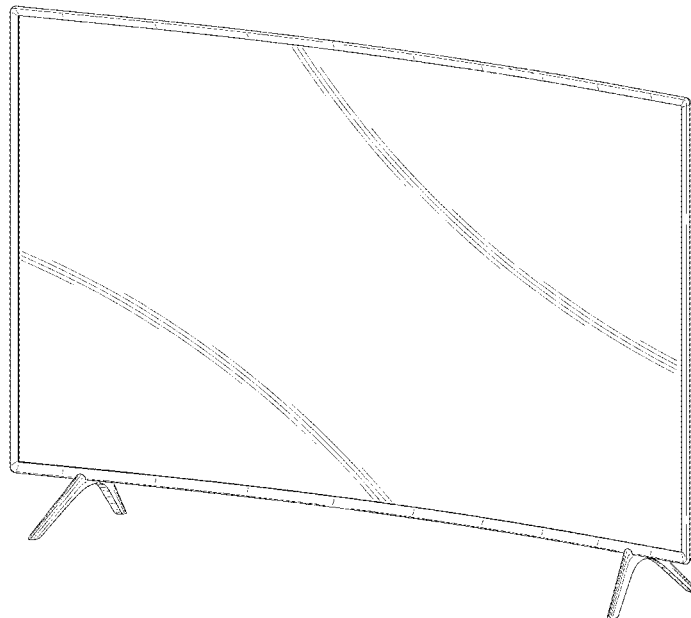


FIG. 1

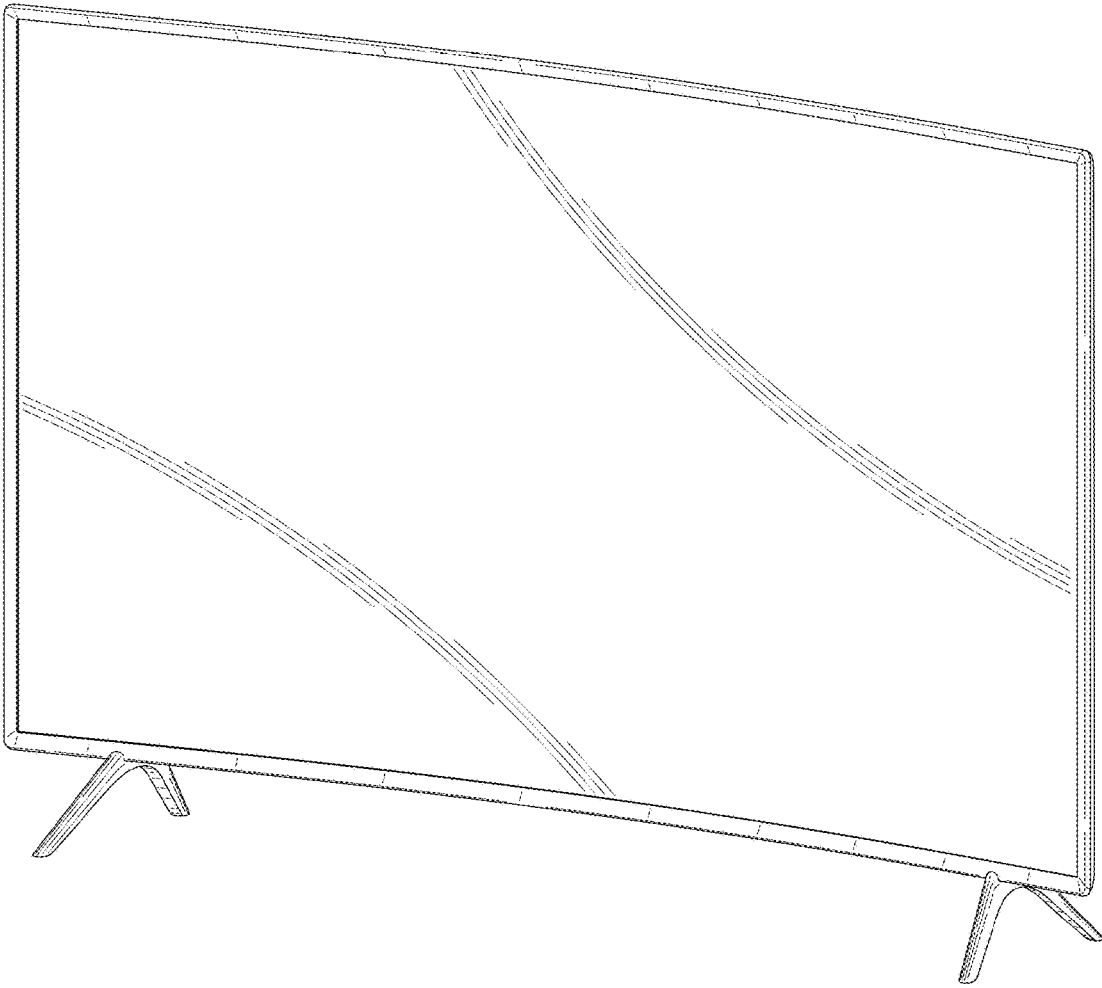


FIG. 2

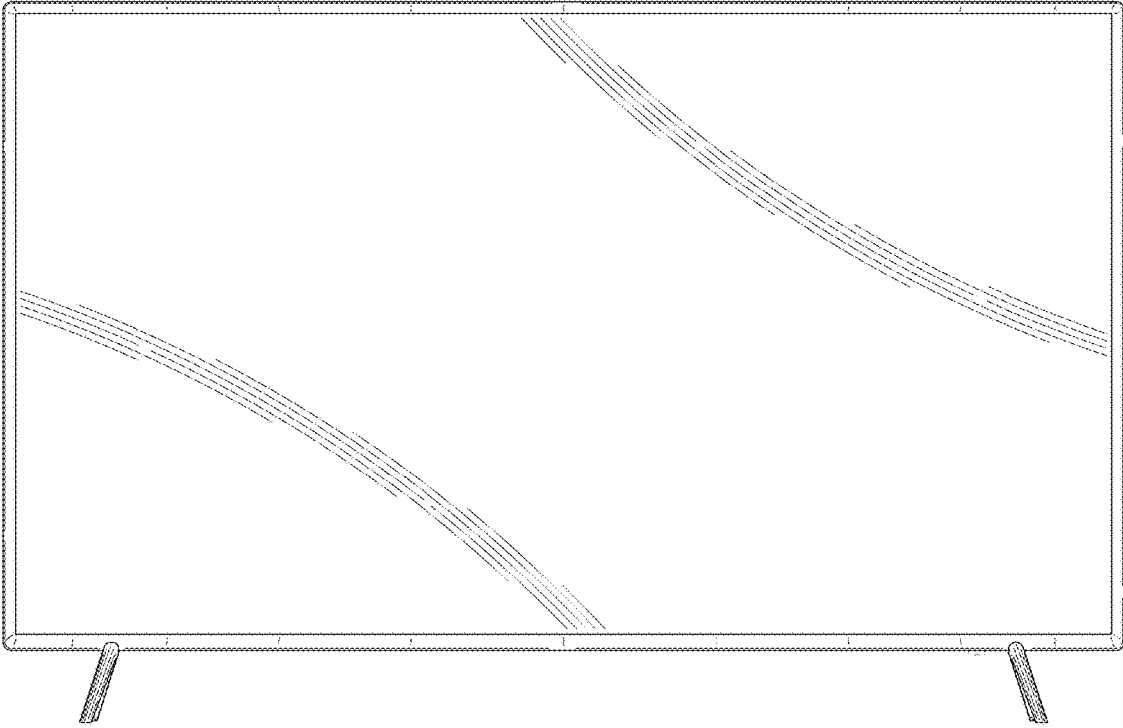


FIG. 3

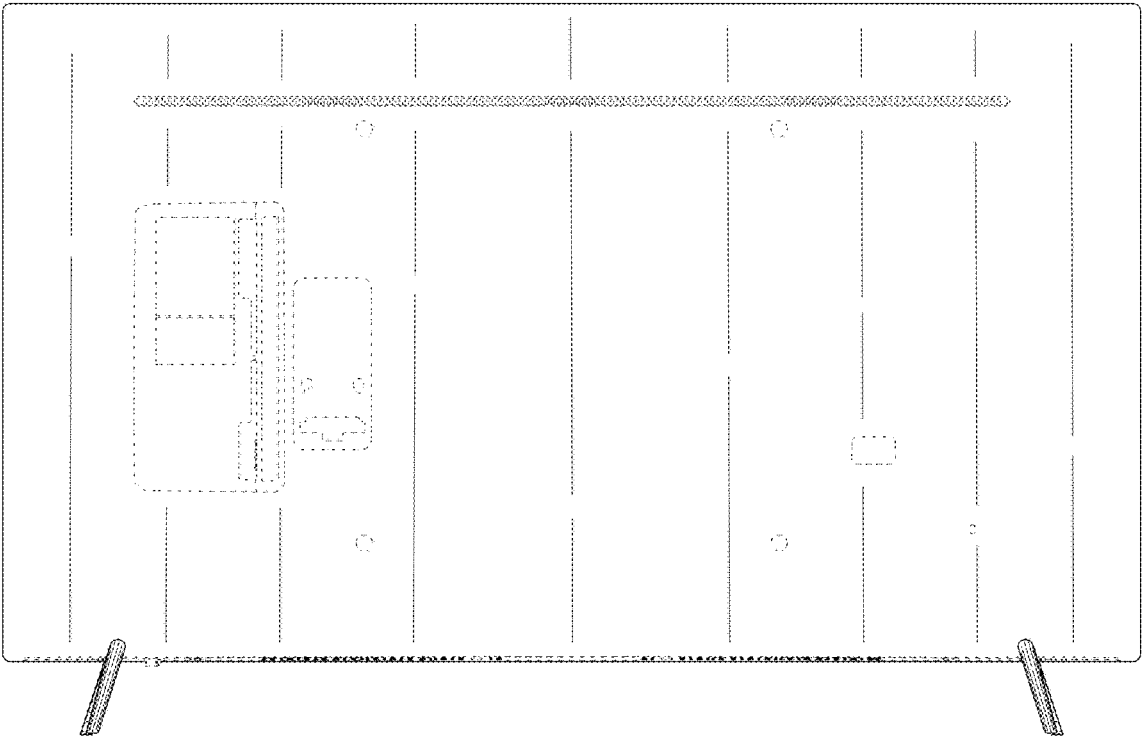


FIG. 4

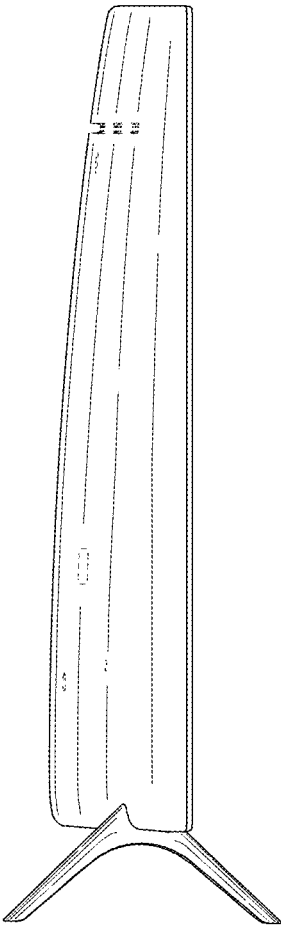


FIG. 5

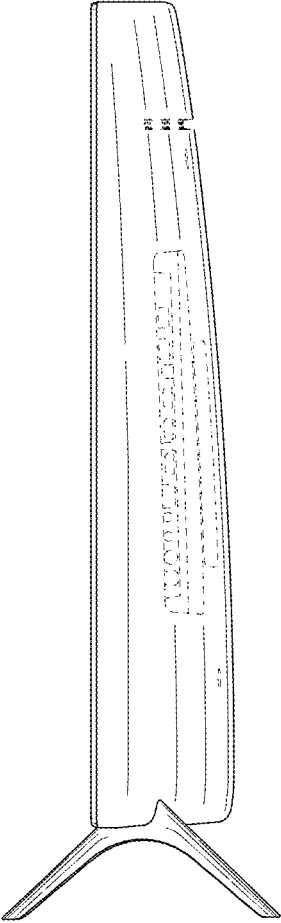


FIG. 6

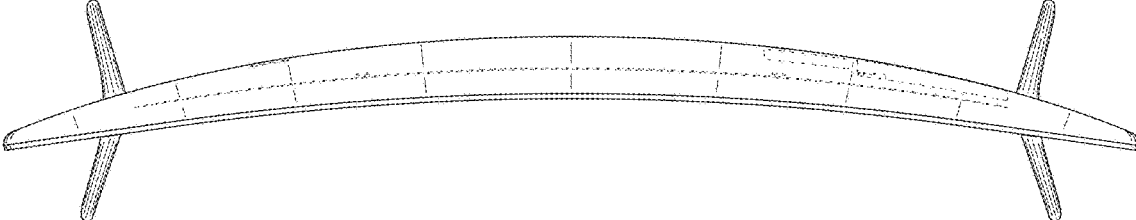


FIG. 7

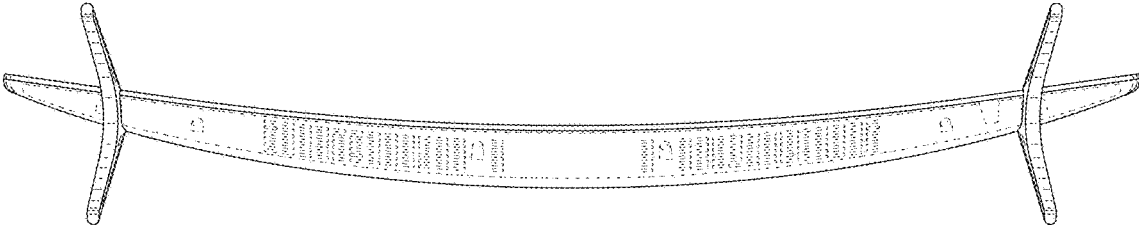




FIG. 8

