



US 20040037977A1

(19) **United States**

(12) **Patent Application Publication**

Weder

(10) **Pub. No.: US 2004/0037977 A1**

(43) **Pub. Date: Feb. 26, 2004**

(54) **CURLED DECORATIVE GRASS HAVING A TEXTURE OR APPEARANCE SIMULATING THE TEXTURE OR APPEARANCE OF PAPER**

tinuation-in-part of application No. 09/499,425, filed on Feb. 7, 2000, now Pat. No. 6,406,651.

Publication Classification

(76) Inventor: **Donald E. Weder**, Highland, IL (US)

(51) **Int. Cl.⁷ A41G 1/00**

Correspondence Address:
DUNLAP, CODDING & ROGERS P.C.
PO BOX 16370
OKLAHOMA CITY, OK 73113 (US)

(52) **U.S. Cl. 428/17**

(21) Appl. No.: **10/457,896**

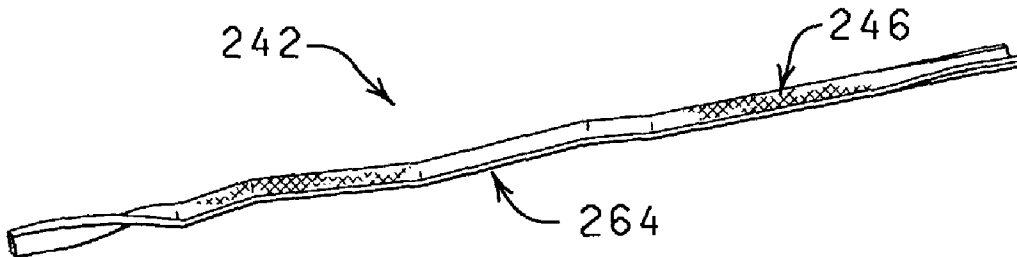
(57) **ABSTRACT**

(22) Filed: **Jun. 10, 2003**

Related U.S. Application Data

(60) Division of application No. 09/818,222, filed on Mar. 27, 2001, now Pat. No. 6,645,408, which is a con-

Curled decorative grasses having a texture or appearance simulating the texture or appearance of paper on at least a portion of one surface thereof are disclosed, as are methods for making such curled decorative grasses from materials wherein at least a portion of one surface of the materials is modified to simulate the texture or appearance of paper.



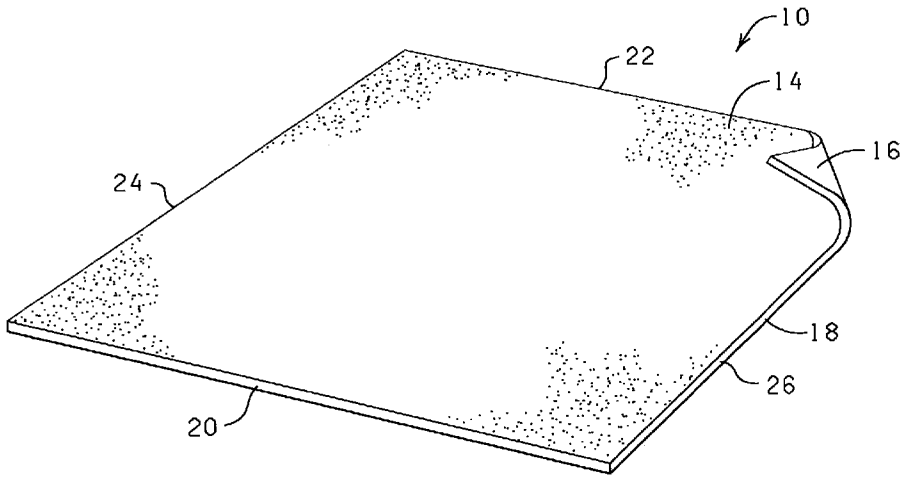


FIG. 1

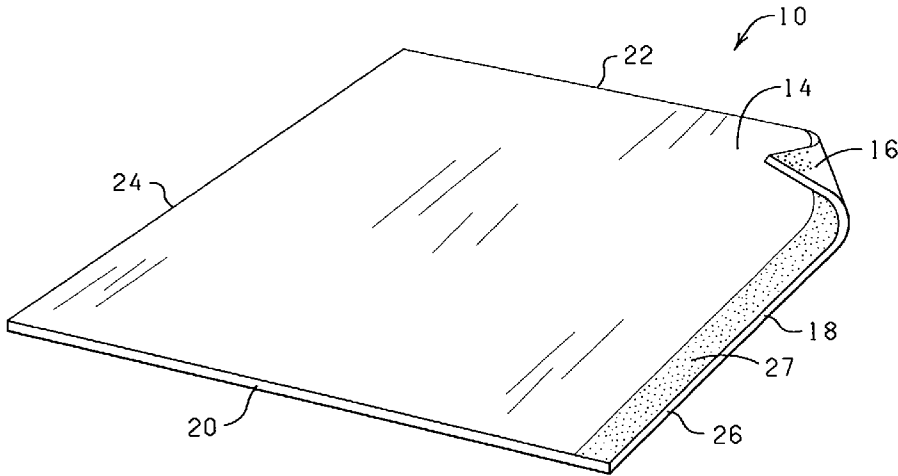


FIG. 2

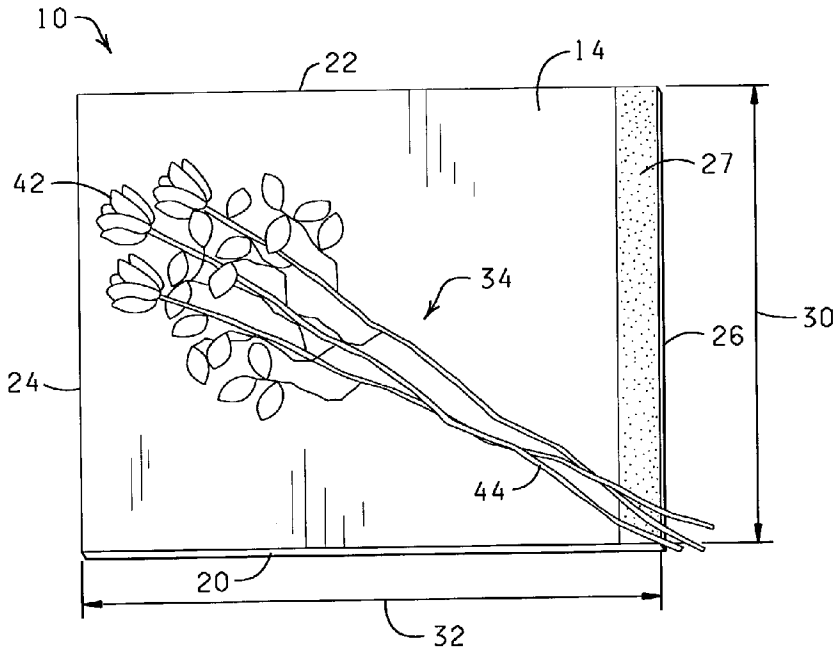


FIG. 3

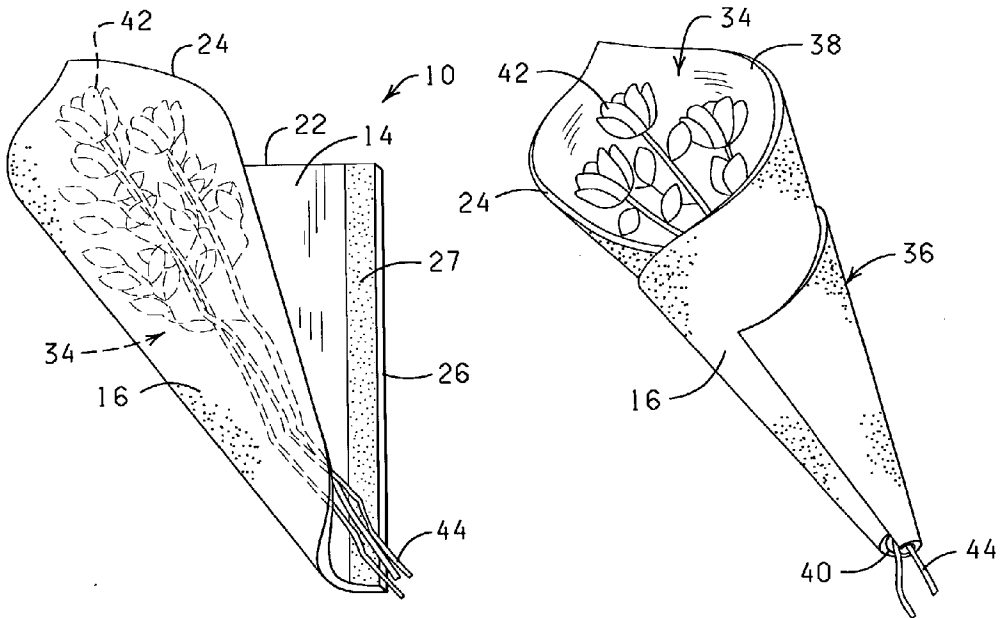
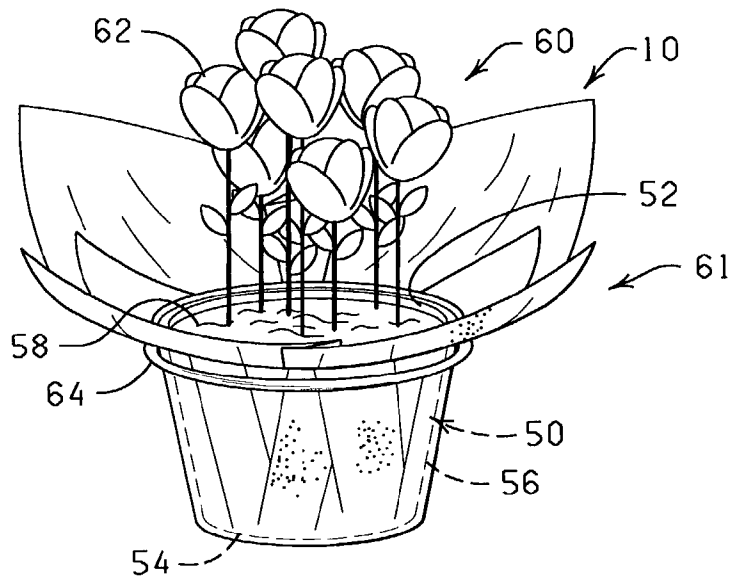
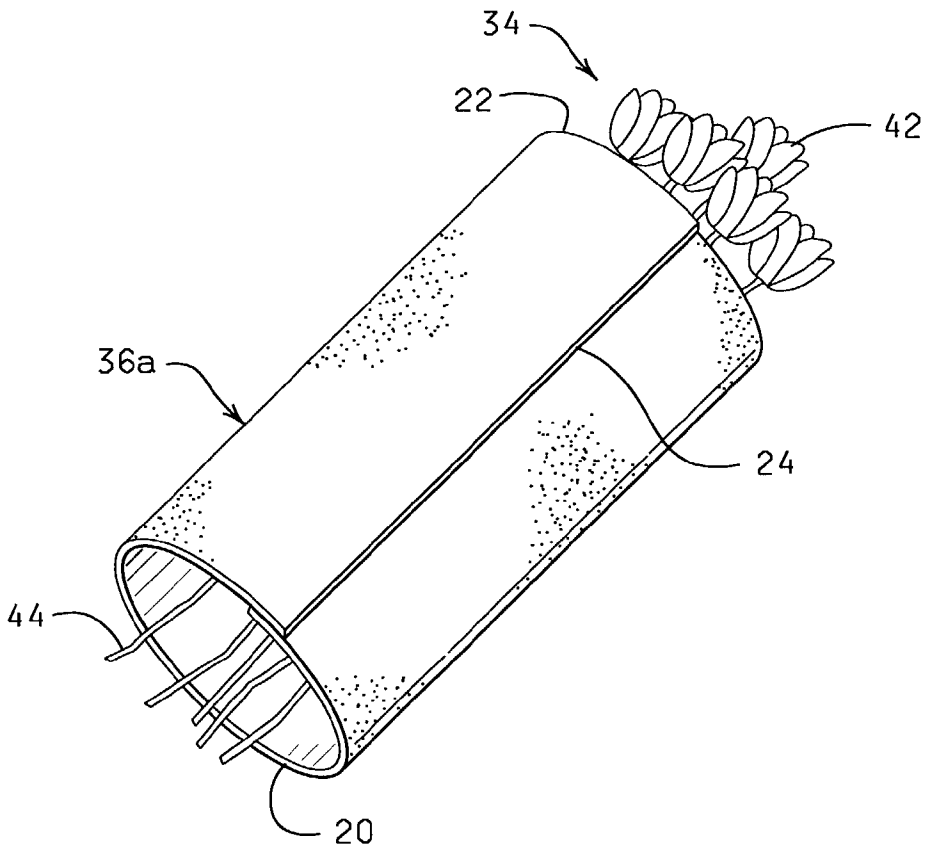


FIG. 4

FIG. 5



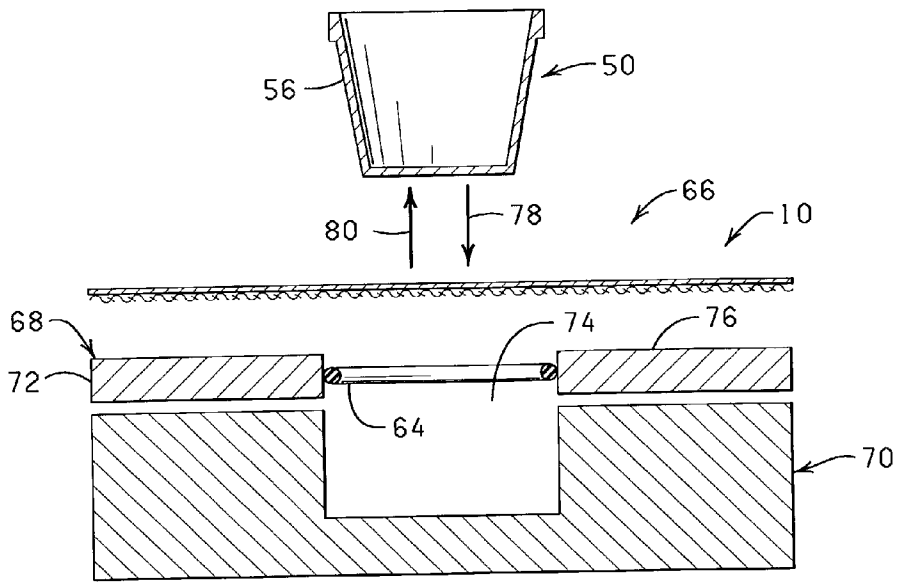


FIG. 8

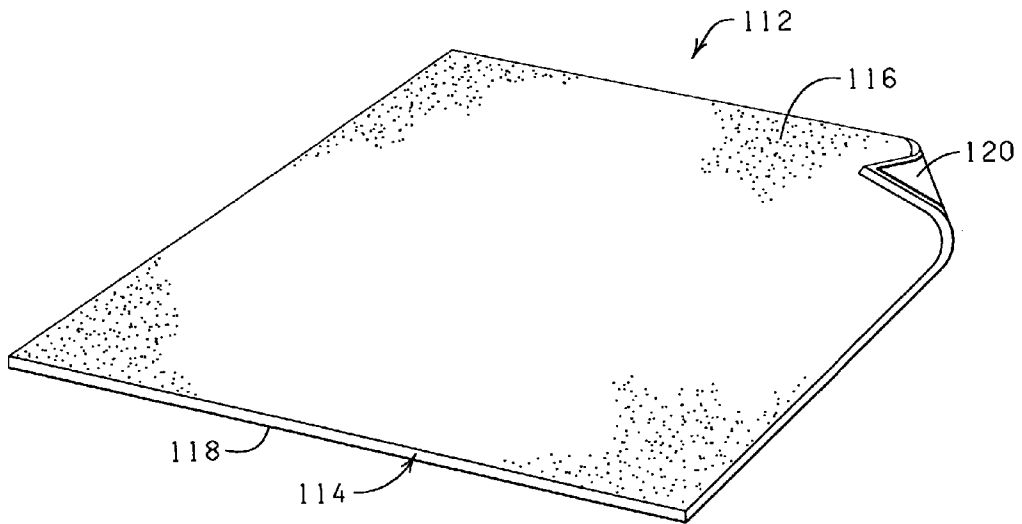


FIG. 9A

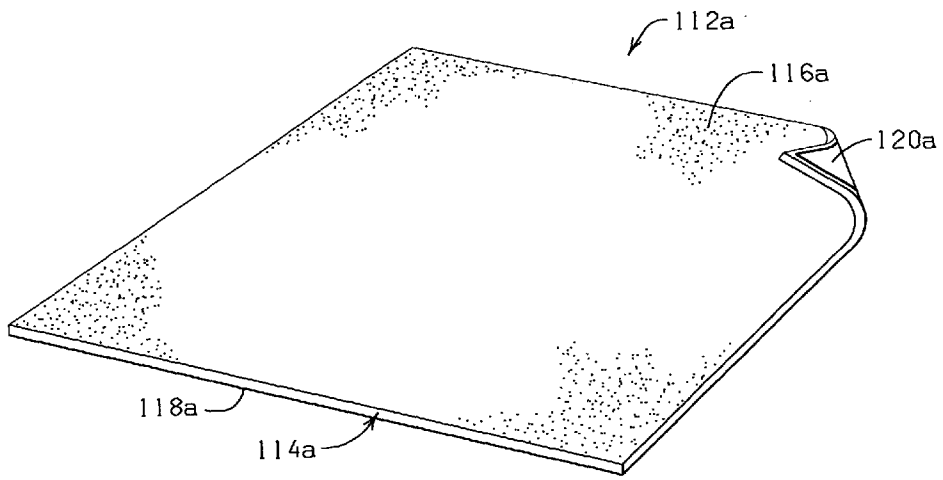


FIG. 9B

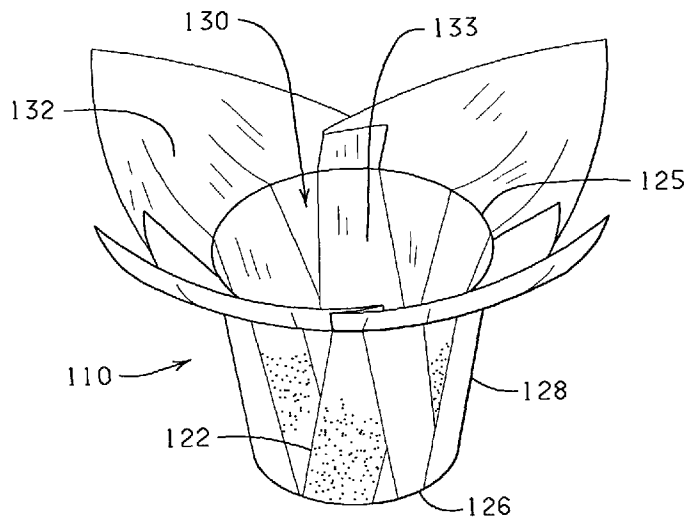


FIG. 10

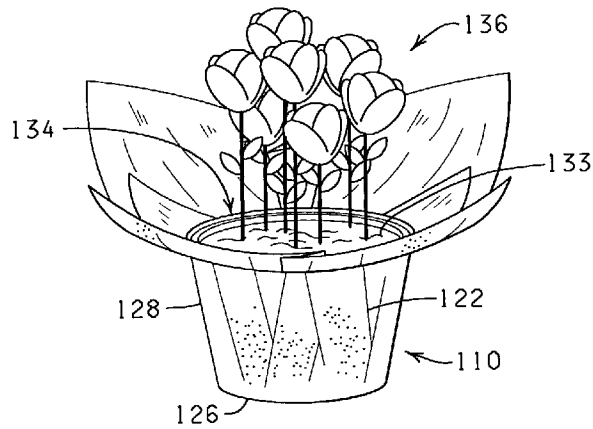


FIG. 11

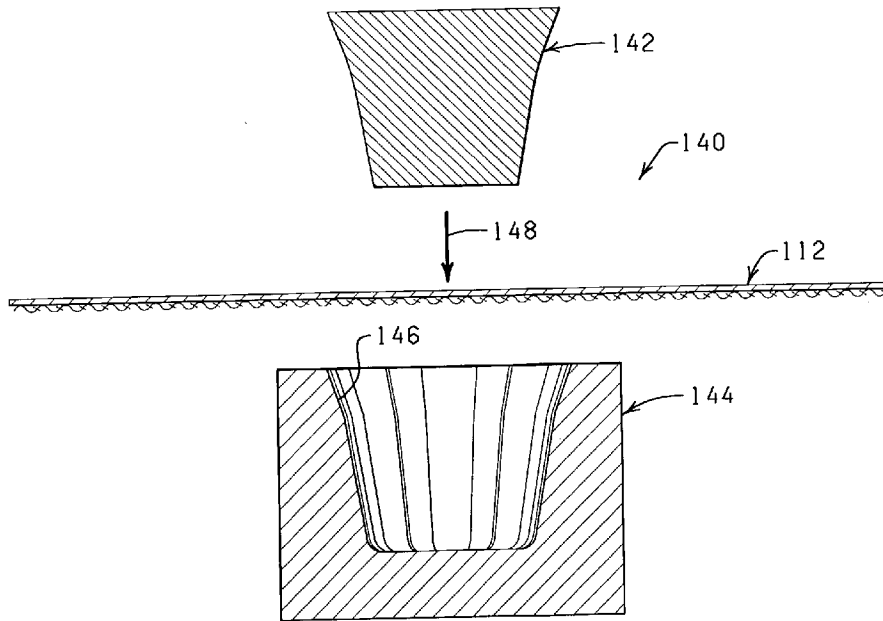
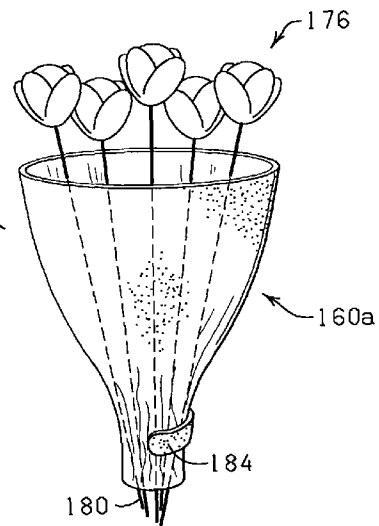
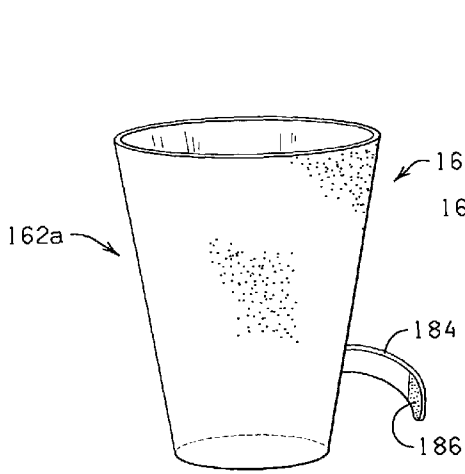
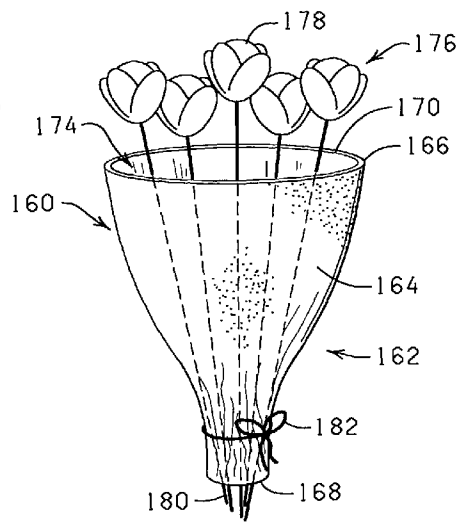
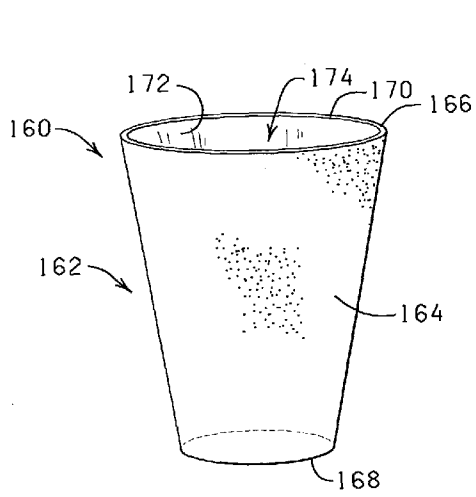


FIG. 12



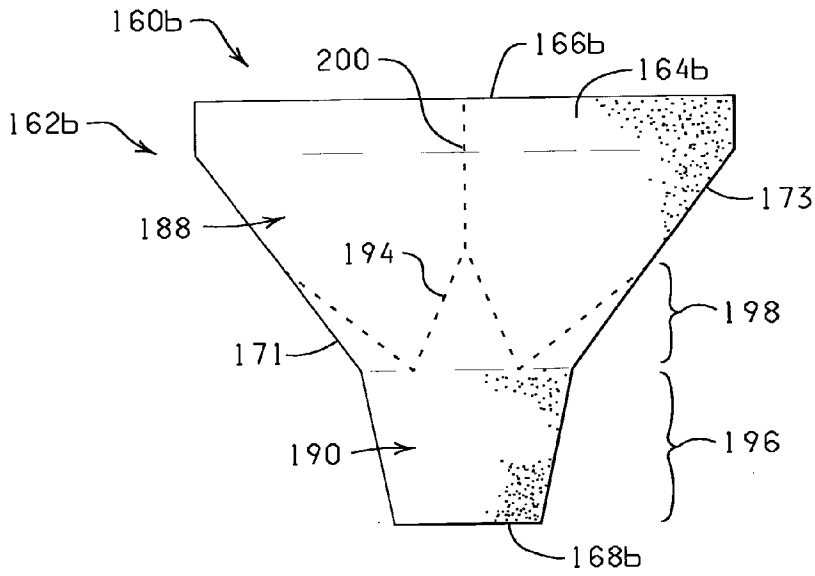


FIG. 17

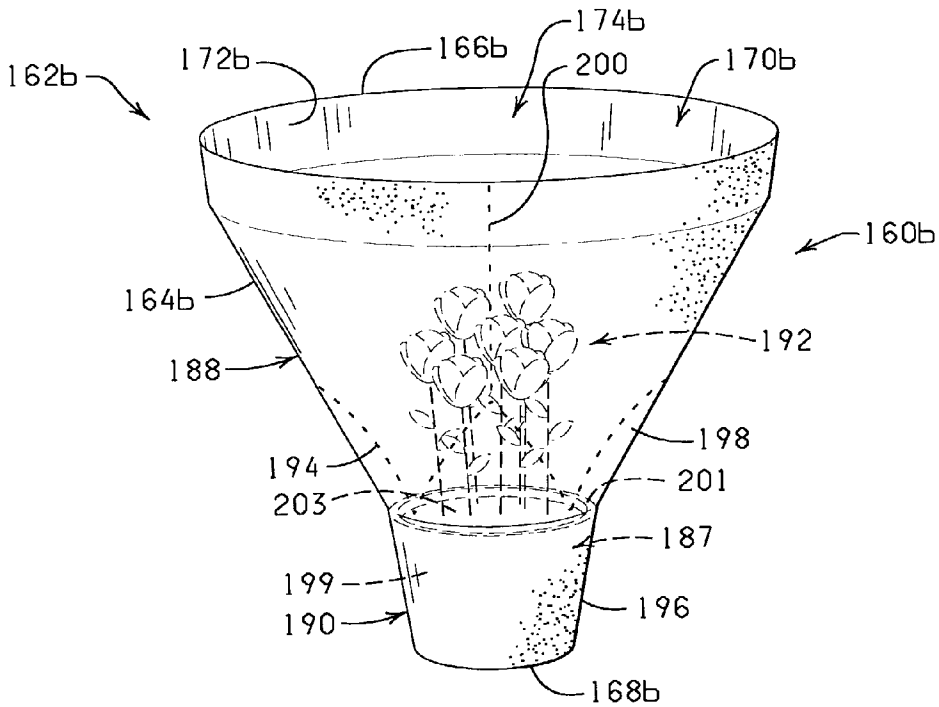


FIG. 18

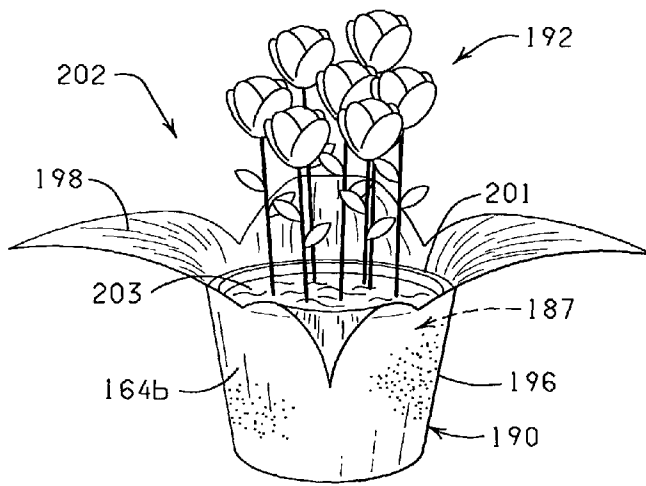


FIG. 19

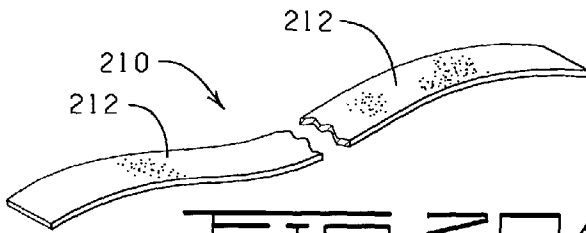


FIG. 20A

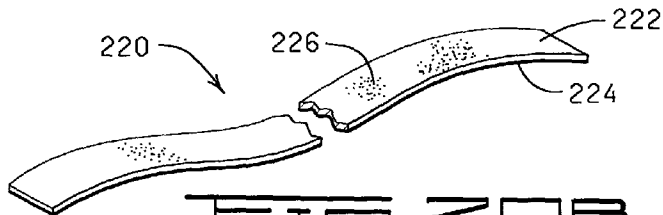


FIG. 20B

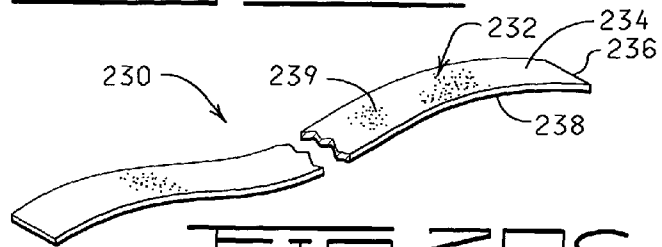


FIG. 20C

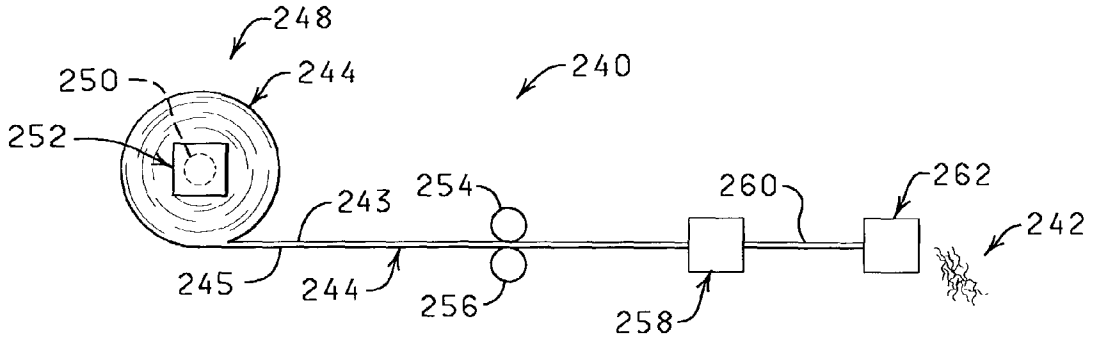


FIG. 21

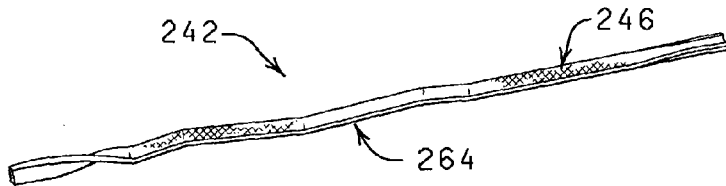


FIG. 22A

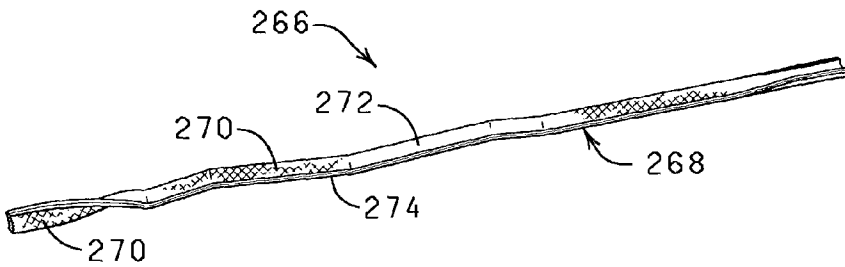
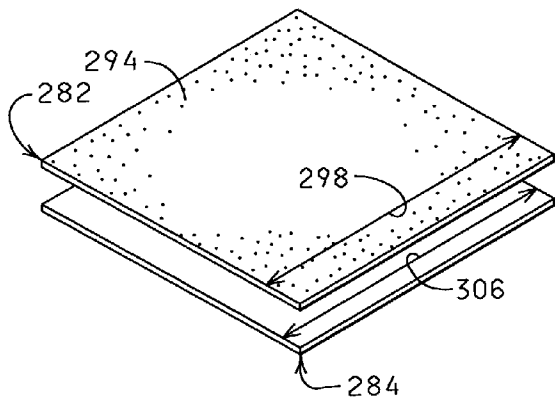
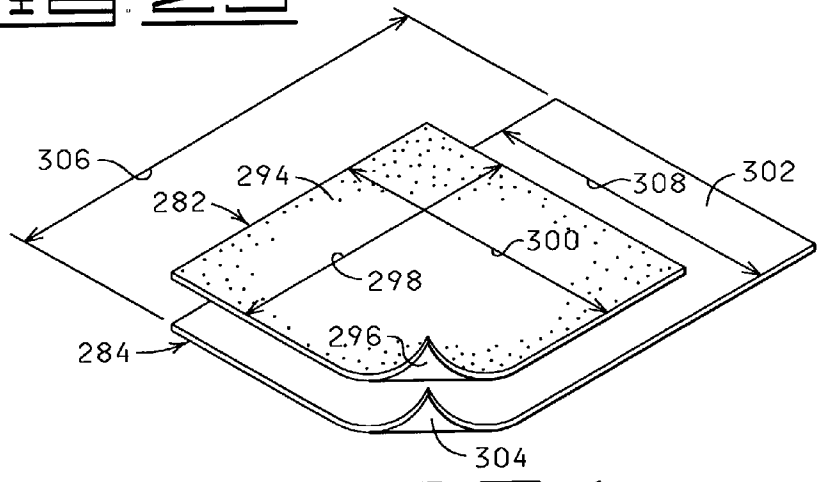
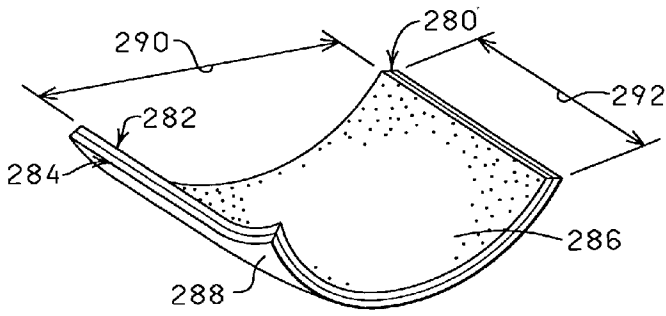
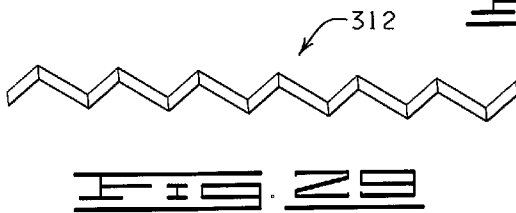
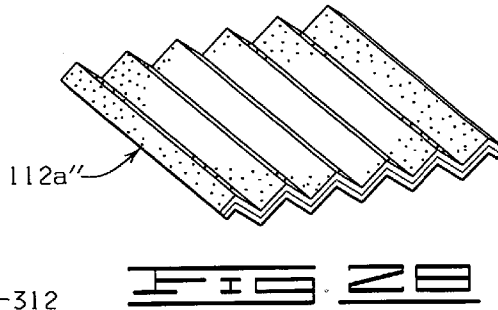

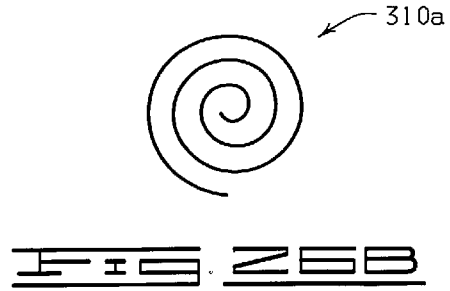
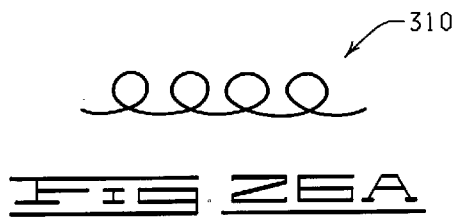
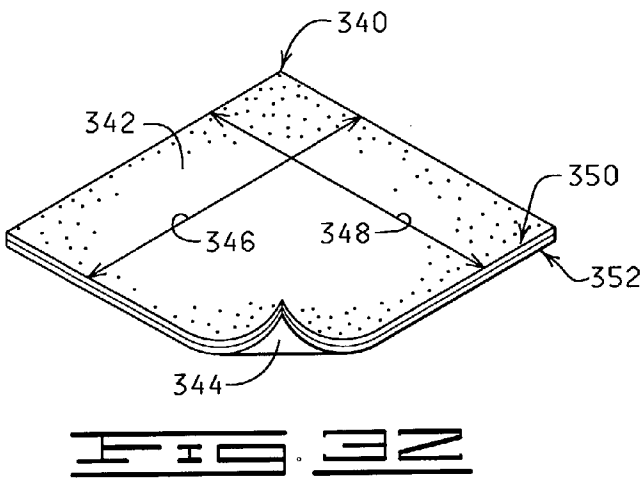
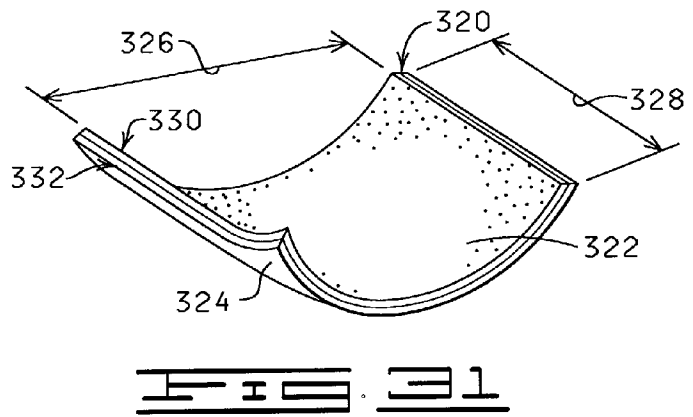
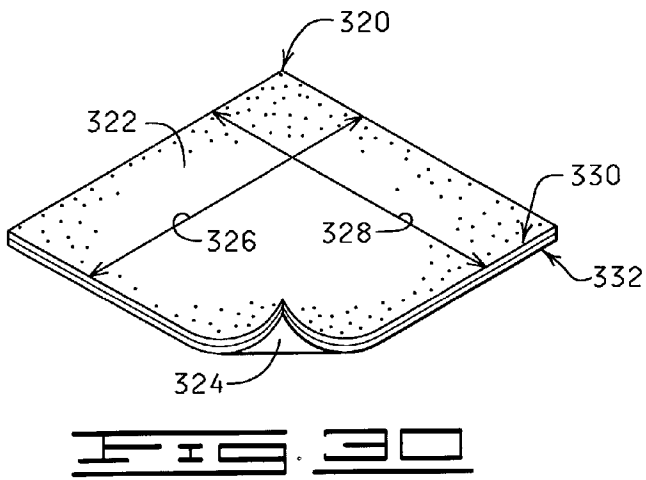


FIG. 22B







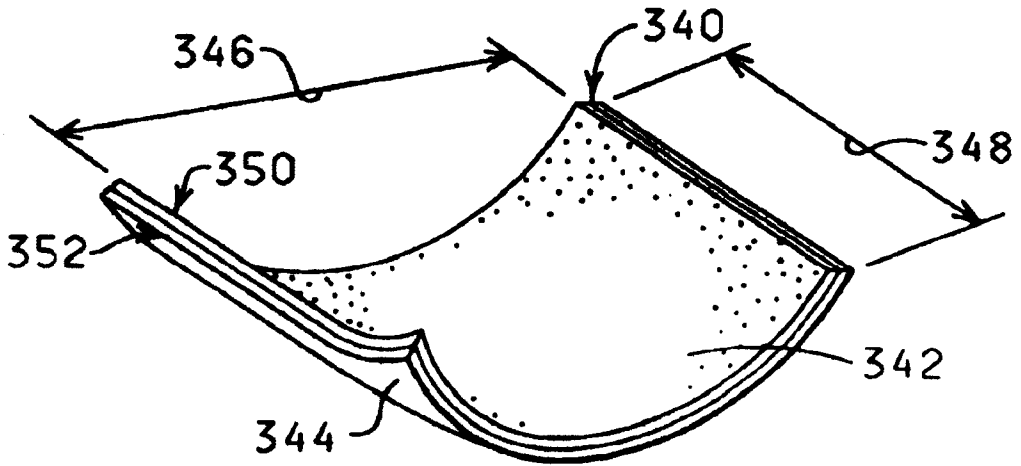


FIG. 33

**CURLED DECORATIVE GRASS HAVING A
TEXTURE OR APPEARANCE SIMULATING THE
TEXTURE OR APPEARANCE OF PAPER**

**CROSS REFERENCE TO RELATED
APPLICATIONS**

[0001] This application is a divisional of U.S. Ser. No. 09/818,222, filed Mar. 27, 2001; which is a continuation-in-part of U.S. Ser. No. 09/499,425, filed Feb. 7, 2000, now U.S. Pat. No. 6,406,651, issued Jun. 18, 2002, the contents of which are hereby expressly incorporated herein by reference in their entirety.

**STATEMENT REGARDING FEDERALLY
SPONSORED RESEARCH OR DEVELOPMENT**

[0002] Not applicable.

FIELD OF THE INVENTION

[0003] The present invention relates to polymeric materials having a texture or appearance simulating the texture or appearance of paper, and more particularly but not by way of limitation, to preformed, shape-sustaining flower pot covers, flower pot and floral wrappings, ribbon materials and decorative grasses made from such polymeric materials. In one aspect, the present invention relates to methods for producing preformed, shape-sustaining flower pot covers and methods of wrapping floral groupings and flower pots with a sheet of polymeric material having a texture or appearance simulating the texture or appearance of paper to provide a decorative cover for such floral groupings and flower pots. In yet another aspect, the present invention relates to methods of producing decorative grasses having a texture or appearance simulating the texture of appearance of paper.

BRIEF DESCRIPTION OF THE DRAWINGS

[0004] FIG. 1 is a perspective view of a sheet of polymeric material having a texture or appearance simulating the texture or appearance of paper constructed in accordance with the present invention.

[0005] FIG. 2 is a perspective view of the sheet of polymeric material having a texture or appearance simulating the texture or appearance of paper of FIG. 1 having a bonding material disposed along one edge thereof, one corner of the sheet of polymeric material upwardly turned for the purposes of illustration only.

[0006] FIG. 3 is a perspective view of the sheet of polymeric material having a texture or appearance simulating the texture or appearance of paper of FIG. 2 having a floral grouping disposed thereon, one corner of the sheet of polymeric material upwardly turned.

[0007] FIG. 4 is a perspective view of the floral grouping of FIG. 3 being wrapped with the sheet of polymeric material having a texture or appearance simulating the texture or appearance of paper of FIG. 2 by one method of wrapping.

[0008] FIG. 5 is a perspective view of a decorative cover for the floral grouping formed from the sheet of polymeric material having a texture or appearance simulating the texture or appearance of paper of FIG. 2 wherein the

decorative cover formed from the sheet of polymeric material has a conical configuration.

[0009] FIG. 6 is a perspective view of a decorative cover for the floral grouping formed from the sheet of polymeric material having a texture or appearance simulating the texture or appearance of paper of FIG. 2 wherein the decorative cover has a substantially cylindrical configuration.

[0010] FIG. 7 is a perspective view of a decorative cover positioned about a flower pot wherein the decorative cover is formed from the sheet of polymeric material having a texture or appearance simulating the texture or appearance of paper of FIG. 1.

[0011] FIG. 8 is a diagrammatic view of a flower pot cover former and band applicator apparatus having the sheet of polymeric material having a texture or appearance simulating the texture or appearance of paper of FIG. 1 disposed above an opening of the flower pot cover former and band applicator and having a flower pot disposed above the sheet of polymeric material having a texture or appearance simulating the texture or appearance of paper.

[0012] FIG. 9A is a perspective view of a sheet of expanded core polymeric film having a texture or appearance simulating the texture or appearance of paper wherein an acrylic heat sealable lacquer is disposed on at least one surface thereof, one corner of the sheet of expanded core polymeric film upwardly turned.

[0013] FIG. 9B is a perspective view of a laminated sheet of material wherein one surface is modified or textured to provide the sheet of laminated material with a texture or appearance simulating the texture or appearance of paper, one corner of the laminated sheet of material upwardly turned.

[0014] FIG. 10 is a perspective view of a preformed pot cover formed from a sheet of polymeric material having a texture or appearance simulating the texture or appearance of paper.

[0015] FIG. 11 is a perspective view of the preformed pot cover of FIG. 10 having a flower pot disposed therein.

[0016] FIG. 12 is a diagrammatic, cross-sectional view of a male and female mold having a sheet of polymeric material having a texture or appearance simulating the texture or appearance of paper disposed therebetween for forming the preformed pot cover of FIG. 10.

[0017] FIG. 13 is a perspective view of a floral sleeve formed from the sheet of polymeric material having a texture or appearance simulating the texture or appearance of paper.

[0018] FIG. 14 is a perspective view of the floral sleeve of FIG. 13 disposed about a floral grouping and having a tie disposed thereabout to hold the floral sleeve in a position about the floral grouping.

[0019] FIG. 15 is a perspective view of a floral sleeve having a cinching member wherein the floral sleeve is formed from a sheet of polymeric material having a texture or appearance simulating the texture or appearance of paper.

[0020] FIG. 16 is a perspective view of the floral sleeve of FIG. 15 disposed about a floral grouping.

[0021] FIG. 17 is an elevational view of a sleeve having a detachable portion wherein the sleeve is formed from a sheet of polymeric material having a texture or appearance simulating the texture or appearance of paper.

[0022] FIG. 18 is a perspective view of the sleeve of FIG. 17 having a flower pot disposed therein.

[0023] FIG. 19 is a perspective view of a flower pot disposed in the sleeve of FIG. 17 wherein an upper portion of the sleeve has been removed to provide a decorative cover having a skirt.

[0024] FIG. 20A is a perspective view of a polymeric ribbon material having a texture or appearance simulating the texture or appearance of paper.

[0025] FIG. 20B is a perspective view of a polymeric ribbon material formed of an expanded core polymeric film having a texture or appearance simulating the texture or appearance of paper.

[0026] FIG. 20C is a perspective view of a laminated polymeric ribbon wherein at least one surface of the laminated polymeric ribbon is modified or textured to provide the laminated polymeric ribbon with a texture or appearance simulating the texture or appearance of paper.

[0027] FIG. 21 is a diagrammatic representation of a system for making decorative grass having a texture or appearance simulating the texture or appearance of paper in accordance with the present invention.

[0028] FIG. 22A is a perspective view of a segment of decorative grass having a texture or appearance simulating the texture or appearance of paper produced from a polymeric material having at least one surface thereof textured or modified to simulate paper in texture or appearance.

[0029] FIG. 22B is a perspective view of a segment of decorative grass having a texture or appearance produced from a laminated polymeric material having at least one surface thereof textured or modified to simulate paper in texture or appearance.

[0030] FIG. 23 is a perspective view of a sheet or web of laminated material from which decorative grass constructed in accordance with the present invention can be formed, the sheet or web of laminated material having a texture or appearance simulating the texture or appearance of paper and a distortion set therein.

[0031] FIG. 24 is a perspective view of a first sheet or web of material and a second sheet or web of material from which the sheet or web of laminated material of FIG. 23 is constructed, the first sheet or web of material being provided with a length which is less than a length of the second sheet or web of material, each of the first and second sheets or webs of material having one corner thereof upwardly turned.

[0032] FIG. 25 is a perspective view of the first and second sheets or webs of material of FIG. 24 wherein the length of the first sheet or web of material has been stretched so that such length is the same as the length of the second sheet or web of material.

[0033] FIG. 26A is an elevational view of decorative grass formed from the sheet or web of laminated material of FIG. 23 wherein the decorative grass possesses a torsion spring type curl.

[0034] FIG. 26B is an elevational view of decorative grass formed from the sheet or web of laminated material of FIG. 23 wherein the decorative grass possesses a helical spring type curl.

[0035] FIG. 27 is a perspective view of the sheet or web of laminated material of FIG. 9B wherein the sheet or web of laminated material is curled.

[0036] FIG. 28 is a perspective view of the sheet or web of laminated material of FIG. 9B wherein the sheet or web of laminated material is crimped.

[0037] FIG. 29 is a perspective view of a decorative grass formed from the crimped sheet or web of laminated material of FIG. 28.

[0038] FIG. 30 is a perspective view of a sheet or web of laminated material having a texture or appearance simulating the texture or appearance of paper and constructed in accordance with the present invention, the sheet or web of laminated material constructed from a sheet or web of material having a substantially flat configuration and a sheet or web of heat shrinkable material, the sheet or web of laminated material having one corner thereof turned upwardly.

[0039] FIG. 31 is a perspective view of the sheet or web of laminated material of FIG. 30 wherein the sheet or web of laminated material has been exposed to heat.

[0040] FIG. 32 is a perspective view of a sheet or web of laminated material having a texture or appearance simulating the texture or appearance of paper and constructed in accordance with the present invention, the sheet or web of laminated material formed of a sheet or web of material having a substantially flat configuration and a sheet or web of material having a hygroscopic agent disposed thereon, the sheet or web of laminated material having one corner thereof turned upwardly.

[0041] FIG. 33 is a perspective view of the sheet or web of laminated material of FIG. 32 wherein the sheet or web of laminated material has been exposed to moisture.

DETAILED DESCRIPTION OF THE INVENTION

Description of FIGS. 1-9

[0042] Referring now to FIGS. 1 and 2, designated generally by the reference numeral 10 is a sheet or web of polymeric material having a texture or appearance simulating the texture or appearance of paper (hereinafter referred to as the sheet of polymeric material 10 or the sheet of polymeric material 10 having a texture or appearance simulating the texture or appearance of paper). That is, at least one surface of the sheet of polymeric material 10 has been modified to provide a matte or textured finish simulating the texture or appearance of paper.

[0043] The modification of the sheet of polymeric material 10 to provide the sheet of polymeric material 10 with a matte or textured finish simulating paper in texture or appearance can be accomplished in several ways. For example, a matte finish can be provided by printing a desired pattern on the sheet of polymeric material 10 and thereafter laminating a matte material, such as a translucent polymeric film, over the printed pattern. To further enhance the texture or appearance

simulating paper of the sheet of polymeric material **10**, the matte material may or may not have a plurality of spatially disposed holes. A matte or textured finish can also be produced by printing a sheet of polymeric material **10** with a matted (i.e. dull finish) ink, by lacquering at least one surface of the sheet of polymeric material **10** with a dull finish lacquer or a matting lacquer, by embossing the sheet of polymeric material **10** to provide an embossed pattern simulating the texture and/or appearance of paper, or by embossing and printing the sheet of polymeric material to provide embossed and printed patterns wherein the embossed and printed patterns may be in registry, out of registry or wherein a portion of the embossed and printed patterns are in registry and a portion of the embossed and printed patterns are out of registry. A matte or textured finish capable of providing the sheet of polymeric material **10** with a texture or appearance simulating paper can also be achieved by extruding a polymeric resin onto a matted or textured chill roll or by laminating a second sheet of material to the sheet of polymeric material **10**. A matte or textured finish capable of providing the sheet of polymeric material **10** with a texture or appearance simulating paper can also be achieved through the use of selected pigments, such as TiO₂.

[0044] The sheet of polymeric material **10** having a texture or appearance simulating paper has an upper surface **14**, a lower surface **16**, and an outer peripheral edge **18**. At least one surface of the sheet of polymeric material **10**, such as the lower surface **16**, is matted or textured as described above to provide the sheet of polymeric material **10** with a texture or appearance simulating paper. The outer peripheral edge **18** of the sheet of polymeric material **10** comprises a first side **20**, a second side **22**, a third side **24**, and a fourth side **26**. A bonding material **27** (FIG. 2) may be disposed on at least a portion of one or both surfaces **14** and **16** of the sheet of polymeric material **10**, such as the upper surface **14** thereof as shown in FIG. 2 and as further illustrated in U.S. Pat. No. 5,181,364, the specification of which is hereby expressly incorporated herein by reference.

[0045] The sheet of polymeric material **10** having a texture or appearance simulating paper may be employed to provide a decorative cover for a floral grouping (FIGS. 3 through 6) or a decorative cover for a flower pot (FIG. 7); to form a preformed flower pot cover for covering a flower pot (FIGS. 10 and 11); to provide a sleeve for wrapping or covering a floral grouping (FIGS. 13 through 16) or a flower pot (FIGS. 17 through 19); to provide a ribbon material (FIG. 20A through 20C); or to produce decorative grass (FIGS. 21 through 22B). The use of the sheet of polymeric material **10** to form a decorative cover for a floral grouping or a flower pot wherein the decorative cover is provided with a texture or appearance simulating the texture or appearance of paper, or to form a sleeve for a floral grouping or a flower pot wherein the sleeve is provided with a texture or appearance simulating the texture or appearance of paper, or to form a preformed flower pot cover having a texture or appearance simulating the texture or appearance of paper, or as a ribbon material having a texture or appearance simulating the texture or appearance of papers or to produce decorative grasses having a texture or appearance simulating the texture or appearance of paper will be described in more complete detail herein.

[0046] As noted above, the sheet of polymeric material **10** having a texture or appearance simulating the texture or

appearance of paper can be utilized to form a decorative cover for a floral grouping or a flower pot. The term "flower pot" as used herein refers to any type of container for holding a floral grouping, or a plant, or even another pot-type container. Examples of flower pots and/or pot-type containers include, but are not limited to, clay pots, wooden pots, plastic pots, pots made from natural and/or synthetic fibers, or any combination thereof. Such flower pots and/or pot-type containers are provided with a retaining space for receiving a floral grouping. The floral grouping may be disposed within the retaining space of the flower pot with a suitable growing medium described in further detail below, or other retaining medium, such as a floral foam. It will also be understood that in some cases the floral grouping, and any appropriate growing medium or other retaining medium, may be disposed in a sleeve formed from the sheet of polymeric material **10** if the sleeve is adapted to contain a medium.

[0047] "Floral grouping" as used herein means cut fresh flowers, artificial flowers, a single flower or other fresh and/or artificial plants or other floral materials and may include other secondary plants and/or ornamentation or artificial or natural materials which add to the aesthetics of the overall floral grouping. Further, the floral grouping may comprise a growing potted plant having a root portion as well. However, it will be appreciated that the floral grouping may consist of only a single bloom or only foliage, or a botanical item (not shown), or a propagule. The term "floral grouping" may be used interchangeably herein with the term "floral arrangement". The term "floral grouping" may also be used interchangeably herein with the terms "botanical item" and/or "propagule."

[0048] The term "growing medium" when used herein means any liquid, solid or gaseous material used for plant growth or for the cultivation of propagules, including organic and inorganic materials such as soil, humus, perlite, vermiculite, sand, water, and including the nutrients, fertilizers or hormones or combinations thereof required by the plants or propagules for growth.

[0049] The term "botanical item" when used herein means a natural or artificial herbaceous or woody plant, taken singularly or in combination. The term "botanical item" also means any portion or portions of natural or artificial herbaceous or woody plants including stems, leaves, flowers, blossoms, buds, blooms, cones, or roots, taken singularly or in combination, or in groupings of such portions such as bouquets or floral groupings.

[0050] The term "propagule" when used herein means any structure capable of being propagated or acting as an agent of reproduction including seeds, shoots, stems, runners, tubers, plants, leaves, roots or spores.

[0051] In the embodiments shown in the drawings, the sheet of polymeric material **10** having a texture or appearance simulating paper in texture or appearance is square. It will be appreciated, however, that the sheet of polymeric material **10** having a texture or appearance simulating paper in texture or appearance can be of any shape, configuration or size as long as the sheet of polymeric material **10** is sufficiently sized and shaped to wrap and encompass a floral grouping or a flower pot. For example, the sheet of polymeric material **10** may have a rectangular, round, oval, octagonal or asymmetrical shape. Further, multiple sheets of

the polymeric material **10** may be used in a single circumstance to provide a decorative cover or sleeve for a floral grouping or a flower pot. Moreover, when multiple sheets of the polymeric material **10** having a texture or appearance simulating paper in texture or appearance are used in combination, the sheets of polymeric material **10** need not be uniform in size or shape. Finally, it will be appreciated that the sheet of polymeric material **10** having a texture or appearance simulating the texture or appearance of paper shown herein is a substantially flat sheet except for the texturing, matting, embossing, flocking, application of a foamable lacquer or foamable ink, or other treatments and techniques employed to provide the sheet of polymeric material **10** with the desired texture or matting so that the sheet of polymeric material **10** has a texture or appearance simulating the texture or appearance of paper.

[0052] Any thickness or stiffness of the sheet of polymeric material **10** may be utilized in accordance with the present invention as long as the sheet of polymeric material **10** can be modified to provide the sheet of polymeric material with a texture or appearance simulating the texture or appearance of paper and the sheet of polymeric material **10** having a texture or appearance simulating paper can be wrapped about at least a portion of a floral grouping or a flower pot to form a decorative cover for the floral grouping or the flower pot, or formed into a preformed flower pot cover for covering a flower pot, or a sleeve for wrapping or covering a floral grouping or a flower pot, or to provide a ribbon or decorative grass. Generally, the sheet of polymeric material **10** will have a thickness of from about 0.1 mil to about 30 mil, and more desirably a thickness of from about 0.5 mil to about 10 mil. The terms "polymer film", "polymeric film" and "polymeric material" when used herein means a synthetic polymer such as a polypropylene, a naturally occurring polymer such as cellophane, an extruded polymeric material having an expanded core such as extruded polypropylene having an expanded core and combinations thereof. The extruded polymeric material having an expanded core may also be referred to herein as an expanded core polymeric material.

[0053] "Extruded polymeric material having an expanded core" or "expanded core polymeric film" as used herein means any extrudable polymeric material or polymeric film in which the core is expanded during extrusion, such as by incorporation of a blowing agent in the polymeric resin which is being extruded.

[0054] The sheet of polymeric material **10** having a texture or appearance of paper may also be constructed, in whole or in part, from a cling material. "Cling material" when used herein means any material which is capable of connecting to the sheet of material and/or itself upon contacting engagement during the wrapping process and is wrappable about an item whereby portions of the cling material contactingly engage and connect to other portions of another material, or, alternatively, itself, for generally securing the material wrapped about at least a portion of a flower pot. This connecting engagement is preferably temporary in that the material may be easily removed, i.e., the cling material "clings" to the flower pot.

[0055] The cling material is constructed, and treated if necessary, from polyethylene such as Cling Wrap made by Glad®, First Brands Corporation, Danbury, Conn. The

thickness of the cling material will, in part, depend upon the size of sleeve and the size of the flower pot in the sleeve, i.e., generally, a larger flower pot may require a thicker and therefore stronger cling material. The cling material will range in thickness from about 0.1 mil to about 10 mil, and more desirably from about 0.5 mil to about 2.5 mil. However, any thickness of cling material may be utilized in accordance with the present invention which permits the cling material to be modified as hereinbefore described to provide the cling material with a texture or appearance simulating the texture or appearance of paper.

[0056] A decorative cover for a floral grouping (FIGS. 3 through 6), or a decorative cover for a flower pot (FIG. 7), or a preformed flower pot cover for covering a flower pot (FIGS. 10 and 11), or a sleeve for wrapping or covering a floral grouping (FIGS. 13 through 16) or a flower pot (FIGS. 17 through 19), or a ribbon material (FIG. 20A through 20C), or decorative grass (FIGS. 21 through 22B) may also be constructed of a laminated material having a texture or appearance simulating paper in texture or appearance (FIG. 9B). The laminated material having a texture or appearance simulating the texture or appearance of paper can be produced by laminating two or more sheets of polymeric film (such as two or more sheets of polypropylene film or a sheet of polypropylene film and a sheet of expanded core polymeric film, such as expanded core polypropylene film), or by laminating a polymeric film (such as polypropylene film or an expanded core polymeric film) to metalized foil and the like wherein at least one surface of the laminated material is textured or modified to simulate the texture or appearance of paper. The only requirements in using a laminated material having a texture or appearance simulating paper in texture or appearance to form a decorative cover for a floral grouping, or a decorative cover for a flower pot, or a preformed flower pot cover for covering a flower pot, or a sleeve for wrapping or covering a floral grouping or a flower pot, or as ribbon material or decorative grass in accordance with the present invention is that at least one surface of the laminated material be capable of being modified to provide the laminated material with at least one surface having a texture or appearance simulating the texture or appearance of paper and that the laminated material be sufficiently flexible or pliable to permit the laminated material to be formed into a decorative cover for a floral grouping, or a decorative cover for a flower pot, or a preformed flower pot cover for covering a flower pot, or a sleeve for wrapping or covering a floral grouping or a flower pot, or to be used as ribbon material or decorative grass. It should also be noted that two or more separate sheets of polymeric material can be used to form a decorative cover for a floral grouping, or a decorative cover for a flower pot, or a preformed flower pot cover for covering a flower pot, or a sleeve for wrapping or covering a floral grouping or a flower pot as long as one of the sheets of polymeric material is modified or textured to provide same with a texture or appearance simulating paper.

[0057] The sheet of polymeric material **10** or a laminated material (FIG. 9B) having a texture or appearance simulating the texture or appearance of paper may vary in color. Further, the sheet of polymeric material **10** or a laminated material may be provided with other decorative patterns or designs in addition to the matting, texturing, flocking, application of foamable lacquers or foamable inks, or embossing

employed to impart a paper-like texture or appearance to the sheet of polymeric material **10** or the laminated material.

[0058] As illustrated in **FIG. 3**, the sheet of polymeric material **10** has a width **30** extending generally between the first side **20** and the second side **22**, respectively, sufficiently sized whereby the sheet of polymeric material **10** can be wrapped about and encompass a floral grouping or a flower pot. The sheet of polymeric material **10** has a length **32** extending generally between the third side **24** and the fourth side **26**, respectively, sufficiently sized whereby the sheet of polymeric material **10** extends over a substantial portion of the floral grouping when the sheet of polymeric material **10** has been wrapped about the floral grouping in accordance with the present invention, as described in detail herein. The sheet of polymeric material **10** may also be wrapped about a flower pot to substantially wrap and cover the flower pot in accordance with the present invention.

[0059] A plurality of sheets of polymeric material **10** having a texture or appearance simulating the texture or appearance of paper may be connected together to form a roll as is shown in U.S. Pat. No. 5,459,976, issued to Weder et al. on Oct. 24, 1995, entitled "MATERIAL AND ADHESIVE STRIP DISPENSER", the specification of which is hereby expressly incorporated in its entirety herein by reference.

[0060] **FIGS. 3-5** illustrate the use of the sheet of polymeric material **10** having a texture or appearance simulating the texture or appearance of paper for wrapping a floral grouping **34** to provide a decorative cover **36** having a texture or appearance simulating paper (**FIG. 5**) for the floral grouping **34**, wherein the decorative cover **36** has an open upper end **38** and a lower end **40**. The sheet of polymeric material **10** may optionally have the strip of bonding material **27** disposed upon the upper surface **14**, the lower surface **16** or both, such as the strip of bonding material **27** disposed along at least a portion of the upper surface **14** of the sheet of polymeric material **10** so that the strip of bonding material **27** is disposed substantially adjacent the fourth side **26** thereof substantially as shown in **FIGS. 3 and 4**. Further, the sheet of polymeric material **10** having a texture or appearance simulating the texture or appearance of paper can be provided either as an individual sheet or from a pad or roll of material.

[0061] The bonding material **27**, if present, may have a backing or release strip (not shown). The backing or release strip may be left applied for a period of time to the bonding material **27** after it is disposed on a surface of the sheet of polymeric material **10** prior to its use as a wrapping material in order to protect the bonding qualities of the strip of bonding material **27**.

[0062] In operation, an operator may dispose the sheet of polymeric material **10** having a texture or appearance simulating the texture or appearance of paper on a support surface (not shown) whereby the lower surface **16** of the sheet of polymeric material **10** (which has been modified to provide the sheet of polymeric material **10** with a texture or appearance simulating the texture or appearance of paper) contacts the support surface.

[0063] Referring more specifically to **FIGS. 3-5**, the floral grouping **34** is placed upon the upper surface **14** of the sheet of polymeric material **10** in a diagonal orientation. The floral

grouping **34** has an upper bloom or foliage portion **42** and a lower stem portion **44**. The sheet of polymeric material **10** is then wrapped about the floral grouping **34** by the operator (**FIGS. 4 and 5**), the operator overlapping a portion of the sheet of polymeric material **10** over another portion of the sheet of polymeric material **10**. That is, for example, the operator places the first side **20** of the sheet of polymeric material **10** over the floral grouping **34**, as shown in **FIG. 4**. The operator continues to roll the floral grouping **34** and the sheet of polymeric material **10** in the direction toward the second side **22** of the sheet of polymeric material **10** until the upper surface **14** near the second side **22** firmly engages the lower surface **16** of the sheet of polymeric material **10**, wherein the floral grouping **34** is substantially encompassed by the sheet of polymeric material **10**, and wherein the bonding material **27** on the upper surface **14** contacts the lower surface **16** of the sheet of polymeric material **10** to provide the decorative cover **36** having a texture or appearance simulating the texture or appearance of paper which substantially encompasses and surrounds a substantial portion of the floral grouping **34**. **FIG. 5** shows the floral grouping **34** wrapped in a conical fashion to provide the decorative cover **36** for the floral grouping **34** wherein the decorative cover **36** has a texture or appearance simulating paper. When the floral grouping **34** is wrapped in a conical fashion, the bloom portion **42** of the floral grouping **34** is exposed near the open upper end **38** of the decorative cover **36**, and the stem portion **44** of the floral grouping **34** is exposed near the lower end **40** of the decorative cover **36**.

[0064] In another embodiment, illustrated in **FIG. 6**, the sheet of polymeric material **10** having a texture or appearance simulating paper in texture or appearance is utilized to wrap the floral grouping **34** in a cylindrical fashion. The floral grouping **34** is disposed upon the sheet of polymeric material **10** approximately parallel to the third side **24** of the sheet of polymeric material **10**. The sheet of polymeric material **10** is wrapped generally about the stem portion **44** of the floral grouping **34** to a position wherein the third side **24** of the sheet of polymeric material **10** generally overlaps the fourth side **26** of the sheet of polymeric material **10** in a cylindrical fashion. It should be noted that the sheet of polymeric material **10** may be wrapped a plurality of times about the stem portion **44** of the floral grouping **34** before the overlapping of the third side **24** and the fourth side **26** of the sheet of polymeric material **10**. As before, the portion of the sheet of polymeric material **10** near the third side **24** is disposed generally adjacent another portion of the sheet of polymeric material **10** and the two adjacent portions then are brought into contact where they may be bondingly engaged, thereby securing the sheet of polymeric material **10** generally about the floral grouping **34** so as to provide a decorative cover **36a** having a texture or appearance simulating paper for the floral grouping **34**.

[0065] In another version of the invention, the sheet of polymeric material **10** having a texture or appearance simulating the texture or appearance of paper may be used to wrap a flower pot or pot-type container, as noted above. Shown in **FIG. 7** is a flower pot designated by the reference numeral **50** having an open upper end **52**, a bottom end **54**, an outer peripheral surface **56**, and an inner retaining space **58** within which may be disposed a growing medium. The flower pot **50** may contain a botanical item, such as a plant **60**, which has an upper portion **62** comprising blooms or foliage or both.

[0066] The sheet of polymeric material 10 having a texture or appearance simulating the texture or appearance of paper may be wrapped about the flower pot 50 by any one of numerous methods used to wrap sheets of material about flower pots to form decorative pot covers for flower pots, such as a decorative cover 61 having a texture or appearance simulating the texture or appearance of paper disposed about the flower pot 50 illustrated in FIG. 7. The sheet of polymeric material 10 having a texture or appearance simulating paper may, for example, be formed by hand about the outer peripheral surface 56 of the flower pot 50 to produce the decorative cover 61 which has the appearance of being fabricated of paper. The decorative cover 61 can then be secured about the flower pot 50 by a bonding material or by an elastic band 64 such that the open upper end 52 of the flower pot 50 remains substantially uncovered by the decorative cover 61 substantially as shown in FIG. 7.

[0067] Referring now to FIG. 8, a flower pot cover former and band applicator device 66 for forming the sheet of polymeric material 10 having a texture or appearance simulating the texture or appearance of paper into the decorative cover 61 for the flower pot 50 of FIG. 7 is illustrated. The flower pot cover former and band applicator device 66 comprises a band applicator 68 and a flower pot cover former 70. The flower pot cover former and band applicator device 66 has a support platform 72 with an opening 74 formed therein. A band, such as the elastic band 64, is disposed circumferentially about the opening 74 in the support platform 72.

[0068] The lower surface 16 of the sheet of polymeric material 10 (which has been modified to provide the sheet of polymeric material 10 with a textured or matted surface simulating paper in appearance) is positioned on an upper surface 76 on the support platform 72 such that the sheet of polymeric material 10 is positioned over the opening 74 in the support platform 72. The flower pot 50 is positioned above the sheet of polymeric material 10 and is moved in a direction 78 into the opening 74 of the flower pot cover former and band applicator device 66. As the flower pot 50 is moved into the opening 74, the sheet of polymeric material 10 is pressed about the outer peripheral surface 56 of the flower pot 50 thereby forming the decorative cover 61 having a texture or appearance simulating paper about the flower pot 50. The decorative cover 61, which has a texture or appearance simulating the texture or appearance of paper, is then secured about the flower pot 50 by the elastic band 64. The flower pot 50 having the decorative cover 61 secured thereto is then moved in a direction 80 out of the opening 74 in the support platform 72.

[0069] The elastic band 64 can be applied manually or automatically such as by the method shown in U.S. Pat. No. 5,105,599, issued to Weder et al. on Apr. 21, 1992, which is hereby expressly incorporated herein by reference. The band 64 can also be applied as a tie using a method such as described in "Single Station Covering and Fastening System", U.S. Pat. No. 5,609,009, issued to Weder et al. on Mar. 11, 1997, the specification of which is hereby expressly incorporated herein by reference. The sheet of polymeric material 10 having a texture or appearance simulating the texture or appearance of paper can also be applied automatically about the flower pot 50, for example, by methods shown in U.S. Pat. Nos. 4,733,521 and 5,291,721, both of which are hereby incorporated herein by reference.

[0070] Instead of securing the decorative cover 61 about the flower pot 50 via the elastic band 64, the decorative cover 61 formed from the sheet of polymeric material 10 having a texture or appearance simulating the texture or appearance of paper may be secured to the flower pot 50 by the use of one or more bonding materials. For example, the upper surface 14 of the sheet of polymeric material 10 may have a bonding material such as the bonding material 27 disposed upon a portion thereof. When the sheet of polymeric material 10 is disposed about the flower pot 50, at least a portion of the upper surface 14 of the sheet of polymeric material 10 contacts the outer peripheral surface 56 of the flower pot 50 and is thereby bonded and held about the flower pot 50 via the bonding material.

[0071] The bonding material 27 may cover a portion of the upper surface 14 of the sheet of polymeric material 10, or the bonding material 27 may entirely cover the upper surface 14 of the sheet of polymeric material 10. The bonding material 27 may be disposed on the upper surface 14 of the sheet of polymeric material 10 in the form of a strip or in the form of spaced-apart spots. One method for disposing a bonding material 27 on the sheet of polymeric material 10 is described in U.S. Pat. No. 5,111,637, entitled "Method For Wrapping A Floral Grouping", issued to Weder, et al. on May 12, 1992, which is expressly incorporated herein by reference.

[0072] The term "bonding material" when used herein can mean an adhesive, frequently a pressure sensitive adhesive, or a cohesive or any adhesive/cohesive combination having adhesive qualities (i.e., qualities of adhesion or cohesion, respectively) sufficient to cause the attachment of a portion of the sheet of polymeric material 10 to itself, to a floral grouping 34, or to a flower pot 50. Since the bonding material 27 may comprise either an adhesive or an adhesive/cohesive combination, it will be appreciated that both adhesives and cohesives are known in the art, and both are commercially available. When the bonding material 27 is a cohesive, a similar cohesive material must be placed on the adjacent surface for bondingly contacting and bondingly engaging with the cohesive material.

[0073] The term "bonding material" also includes materials which are heat sealable and, in this instance, the adjacent portions of the material must be brought into contact and then heat must be applied to effect the seal. The term "bonding material" also includes materials which are sonically sealable and vibratory sealable. The term "bonding material" when used herein also means a heat sealing lacquer or hot melt material which may be applied to the material and, in this instance, heat, sound waves, or vibrations, also must be applied to effect the sealing.

[0074] The term "bonding material" when used herein also means any type of material or thing which can be used to effect the bonding or connecting of the two adjacent portions of the sheet of polymeric material 10 to effect the connection or bonding described herein. The term "bonding material" may also include ties, labels, bands, ribbons, strings, tapes (including single or double-sided adhesive tapes), staples or combinations thereof. Some of the bonding materials would secure the ends of the material while other bonding materials may bind the circumference of a cover, or a sleeve, or, alternatively and/or in addition, the bonding materials would secure overlapping folds in the material and/or sleeve.

Another way to secure the cover and/or sleeve is to heat seal the ends of the material to another portion of the material. One way to do this is to contact the ends with an iron of sufficient heat to heat seal the material.

[0075] Alternatively, a cold seal adhesive may be utilized as the bonding material 27. The cold seal adhesive adheres only to a similar substrate, acting similarly as a cohesive, and binds only to itself. The cold seal adhesive, since it bonds only to a similar substrate, does not cause a residue to build up on equipment, thereby both permitting much more rapid disposition and use of such equipment to form articles and reducing labor costs. Further, since no heat is required to effect the seal, the dwell time, that is, the time for the sheet of material to form and retain the shape of an article, such as a flower pot cover or flower pot, is reduced. A cold seal adhesive binds quickly and easily with minimal pressure, and such a seal is not readily releasable. This characteristic is different from, for example, a pressure sensitive adhesive.

[0076] The term "bonding material" when used herein also means any heat or chemically shrinkable material, and static electrical or other electrical materials, chemical welding materials, magnetic materials, mechanical or barb-type fastening materials or clamps, curl-type characteristics of the film or materials incorporated in material which can cause the material to take on certain shapes, cling films, slots, grooves, shrinkable materials and bands, curl materials, springs, and any type of welding method which may weld portions of the material to itself or to the pot, or to both the material itself and the pot.

Description of FIGS. 9-12

[0077] Referring now to FIGS. 10 and 11, a decorative preformed flower pot cover 110 is illustrated constructed from a sheet of polymeric material having at least one surface thereof textured or modified to provide the sheet of polymeric material with a texture or appearance simulating the texture or appearance of paper. The polymeric material having a texture or appearance simulating the texture or appearance of paper is a flexible material such as the sheet of polymeric material 10 having a texture or appearance simulating the texture or appearance of paper (FIG. 1), or a sheet of flexible material 112 having a texture or appearance simulating the texture or appearance of paper (FIG. 9A) or a flexible laminated sheet of material 112a having a texture or appearance simulating the texture or appearance of paper (FIG. 9B). In the embodiment shown in FIG. 9A, the sheet of flexible material 112 having a texture or appearance simulating the texture or appearance of paper used in the construction of the decorative preformed flower pot cover 110 comprises a sheet of expanded core polymeric material 114 having an upper surface 116, a lower surface 118 and a thickness in the range of from about 0.5 mil to about 10 mil, more desirably in the range of from about 0.6 mil to about 1.25 mil. The sheet of expanded core polymeric material 114 is provided with a coating of an acrylic heat sealable lacquer 120 disposed on at least one of the upper and lower surfaces 116 and 118 thereof. It should be understood, however, that the sheet of flexible material 112 is not limited to being the sheet of expanded core polymeric film 114 having a texture or appearance simulating the texture or appearance of paper; rather, the sheet of flexible material 112 can be any flexible polymeric material or flexible laminated material, such as the sheet of polymeric material 10 or the sheet of flexible

laminated polymeric material 112a, which can be modified or textured so that at least one surface of such polymeric material or laminated material is provided with a finish or texture simulating paper in appearance.

[0078] As previously stated, the modification of the polymeric material or laminated polymeric material, such as the sheet of polymeric material 10, the sheet of flexible laminated polymeric material 112a, or the sheet of expanded core polymeric film 114 to provide the sheet of flexible material with the desired matte or textured finish, can be accomplished by printing a desired pattern on the sheet of polymeric material and thereafter laminating a matte material, such as a translucent polymeric film over the printed pattern. To further enhance the texture or appearance of the sheet of polymeric material so that the sheet of polymeric material simulates the texture or appearance of paper, the matte material may or may not have a plurality of spatially disposed holes extending therethrough. A matte or textured finish can also be produced by printing a sheet of polymeric material with a matted (i.e. dull finish) ink, by lacquering at least one surface of the sheet of polymeric material with a dull finish lacquer or a matting lacquer, by embossing the sheet of polymeric material to provide an embossed pattern simulating the texture or appearance of paper, or by embossing and printing the sheet of polymeric material to provide embossed and printed patterns wherein the embossed and printed patterns may be in registry, out of registry, or wherein a portion of the embossed and printed patterns are in registry and a portion of the embossed and printed patterns are out of registry. In addition, a matte or textured finish capable of providing the sheet of flexible polymeric material with a texture or appearance simulating the texture or appearance of paper can be achieved by extruding a polymeric resin onto a matted or textured chill roll to produce the expanded core polymeric material, or by laminating a second sheet of material to the sheet of polymeric material, or by the use of selected pigments.

[0079] The sheet of flexible material 112 (FIG. 9A) having a texture or appearance simulating the texture or appearance of paper may vary in color. Further, the sheet of flexible material 112 may be provided with other decorative patterns or designs in addition to the matting, texturing, flocking, application of lacquers or foamable inks, or embossing employed to impart a texture or appearance simulating the texture or appearance of paper to the sheet of flexible material 112.

[0080] When the sheet of polymeric material, such as the sheet of flexible polymeric material 112 is formed into the decorative preformed flower pot cover 110, a plurality of overlapping folds 122 are formed and at least a portion of the overlapping folds 122 are connected to adjacently disposed portions of the decorative preformed flower pot cover 110 via the acrylic heat sealable lacquer 120.

[0081] As shown in FIGS. 10 and 11, the decorative preformed pot cover 110 has an upper end 125, a lower end 126, and an outer peripheral surface 128. An opening 130 intersects the upper end 125, forming an inner peripheral surface 132 which defines and encompasses a retaining space 133 within which a flower pot 134 containing a floral grouping 136 may be disposed in a manner well known in the art.

[0082] In another embodiment, a sheet of flexible material 112a (FIG. 9B) is used in the construction of the decorative

preformed flower pot cover **110**. The sheet of flexible material **112a** is a laminated material which comprises a first sheet of material **114a** having an upper surface **116a** and a lower surface **118a**, and a second sheet of material **120a**. At least one surface of the first sheet of material **114a** or the second sheet of material **120a** is modified to provide the sheet of flexible laminated material **112a** with the desired texture or appearance simulating the texture or appearance of paper. The sheet of flexible laminated material **112a** having a texture or appearance simulating the texture or appearance of paper can be produced by laminating two or more sheets of polymeric film (such as two or more sheets of polypropylene film or a sheet of polypropylene film and a sheet of expanded core polymeric film, such as expanded core polypropylene film), or by laminating a polymeric film (such as polypropylene film or an expanded core polymeric film) with a sheet of metallized foil and the like wherein at least one surface of the sheet of flexible laminated material **112a** is textured or modified to simulate paper in appearance.

[0083] The first sheet of material **114a** desirably has a thickness of from about 0.5 mil to about 10 mil, and more desirably from about 0.6 mil to about 1.25 mil, and the second sheet of material **120a** desirably has a thickness of from about 0.5 mil to about 10 mil, and more desirably from about 0.6 mil to about 1.25 mil. The second sheet or material **120a** can be laminated to the first sheet of material **114a** with a colored adhesive so as to impart a desired color to the laminated sheet of flexible material **112a**. While the thickness of the sheet of flexible laminated material **112a** can vary widely and will generally depend on the thickness of the first sheet of material **114a** and the thickness of the second sheet of material **120a**, desirable results can be obtained where the sheet of flexible laminated material **112a** has a thickness in the range of from about 1 mil to about 20 mil, and more desirably from about 1.2 mil to about 2.5 mil.

[0084] As previously stated, the decorative preformed flower pot cover **110** may be constructed of the sheet of polymeric material **10** having a texture or appearance simulating the texture or appearance of paper (FIG. 1), or of the sheet of flexible material **112** (FIG. 9A), or of the laminated sheet of flexible material **112a** (FIG. 9B). The decorative preformed flower pot cover **110** so formed will have a plurality of overlapping folds **122** formed therein, at least a portion thereof being connected. If desired, the decorative preformed flower pot cover **110** can be formed of a plurality of sheets of the same and/or different types of material. The method and apparatus employed to form the decorative preformed flower pot cover **110** having a texture or appearance of paper is substantially identical whether one uses one or more sheets of polymeric material **10** (FIG. 1), or one or more sheets of flexible polymeric material **112** (FIG. 9A), or one or more sheets of flexible laminated material **112a** (FIG. 9B), or a combination of such sheets of material. Thus, only the formation of the decorative preformed flower pot cover **110** having a texture or appearance of paper using a sheet of flexible polymeric material **112** of FIG. 9A will be described in detail hereinafter.

[0085] The decorative preformed flower pot cover **110** may be formed using a conventional mold system **140** comprising a male mold **142** and a female mold **144** having a mold cavity **146** for matingly receiving the male mold **142** (FIG. 12). The sheet of flexible polymeric material **112** having a texture or appearance simulating the texture or

appearance of paper is positioned between the male and female molds **142** and **144**, respectively. Movement of the male mold **142** in the direction **148** and into the mold cavity **146** forces the sheet of flexible polymeric material **112** to be disposed about the portion of the male mold **142** disposed in the mold cavity **146** of the female mold **144** and thereby forms the sheet of flexible polymeric material **112** into the decorative preformed decorative flower pot cover **110** having a texture or appearance simulating the texture or appearance of paper (FIGS. 10 and 11). Further, in accordance with the present invention, the decorative preformed flower pot cover **110** constructed from the materials described herein above, may have a bonding material disposed upon a portion thereof.

[0086] Methods for forming such preformed decorative pot covers are well known in the art. Two methods of forming such covers are described in U.S. Pat. Nos. 4,773, 182 and 5,291,721, each of which is expressly incorporated herein by reference.

Description of FIGS. 13-19

[0087] Shown in FIG. 13 is a decorative cover designated therein by the general reference numeral **160** which comprises a flexible bag or sleeve **162** of unitary construction having a texture or appearance simulating the texture or appearance of paper in accordance with the present invention. The sleeve **162** may be used as a decorative cover **160** for a floral grouping or a flower pot. The sleeve **162** initially comprises a flexible flat collapsed piece of polymeric material which is openable in the form of a tube or sleeve. Such sleeves are well known in the floral industry. Further, in accordance with the present invention, the decorative cover **160** can be constructed of the sheet of polymeric material **10** (FIG. 1), or the sheet of flexible polymeric material **112** (FIG. 9A), or the sheet of laminated flexible polymeric material **112a** (FIG. 9B) whereby at least a portion of one surface of the sleeve **162**, preferably an outer peripheral surface **164** of the sleeve **162**, has been modified to provide the sleeve **162** with a texture or appearance simulating the texture or appearance of paper, as previously described herein.

[0088] The sleeve **162** has an upper end **166**, a lower end **168** and the outer peripheral surface **164**. The sleeve **162** may be tapered outwardly from the lower end **168** toward a larger diameter at its upper end **166**. In its flattened state the sleeve **162** generally has an overall trapezoidal or modified trapezoidal shape, and when opened is substantially frustoconical in configuration. It will be appreciated, however, that the sleeve **162** may comprise variations on the aforementioned shapes or may comprise significantly altered shapes such as square or rectangular, wherein the sleeve **162** when opened has a cylindrical form, as long as the sleeve **162** functions in accordance with the present invention in the manner described herein. The sleeve **162** (or any other sleeve disclosed herein) may have an angular or contoured shape.

[0089] The sleeve **162** has an opening **170** at the upper end **166** and may be open at the lower end **168**, or closed with a bottom at the lower end **168**. The sleeve **162** also has an inner peripheral surface **172** which, when the sleeve **162** is opened, defines and encompasses an inner retaining space **174**. When the lower end **168** of the sleeve **162** has a closed

lower end 168, a portion of the lower end 168 may be inwardly folded to form one or more gussets (not shown) for allowing the lower portion of the inner retaining space 174 to be expandable, for example, for receiving the circular bottom of a pot or growing medium.

[0090] The sleeve 162 is generally frusto-conically shaped, but the sleeve 162 may be, by way of example but not by way of limitation, cylindrical, frusto-conical, a combination of both frusto-conical and cylindrical, or any other shape, as long as the sleeve 162 functions as described herein as noted above. Further, the sleeve 162 may comprise any shape, whether geometric, non-geometric, asymmetrical and/or fanciful as long as it functions in accordance with the present invention. The sleeve 162 may also be equipped with drain holes (if having a closed bottom) or side ventilation holes (not shown), or can be made from gas permeable or impermeable materials.

[0091] The material from which the sleeve 162 is constructed is the same as previously described above for the sheet of polymeric material 10 having a texture or appearance simulating the texture or appearance of paper, or the sheet of flexible polymeric material 112 or 112a having a texture or appearance simulating paper. Any thickness of polymeric material may be utilized in accordance with the present invention as long as the sleeve 162 may be formed as described herein, is provided with a texture or appearance simulating the texture or appearance of paper, and as long as the formed sleeve 162 may contain at least a portion of a flower pot or a floral grouping, as described herein. Additionally, an insulating material such as bubble film, preferable as one of two or more layers, can be utilized in order to provide additional protection for the item, such as a floral grouping, contained therein.

[0092] In FIG. 14 the sleeve 162 is illustrated having a texture or appearance simulating the texture or appearance of paper provided on the outer peripheral surface 164 of the sleeve 162. A floral grouping 176 is disposed within the inner retaining space 174 of the sleeve 162. Generally, an upper or bloom portion 178 of the floral grouping 176 is exposed near the opening 170 of the sleeve 162 and a lower or stem portion 180 of the floral grouping 176 is exposed near the lower end 168 of the sleeve 162. Either end of the sleeve 162 may be closed about the floral grouping 176. Generally, a portion of the sleeve 162 is tightened about a portion of the stem portion 180 of the floral grouping 176 for holding the decorative cover 160 about the floral grouping 176. For example, the sleeve 162 may be held by a tie 182 tied about the sleeve 162 such as is shown in FIG. 14. Other methods for binding the sleeve 162 about the floral grouping 176 may be employed such as the bonding materials described elsewhere herein. For example, as shown in FIG. 15, a decorative cover 160a is shown which comprises a sleeve 162a having a texture or appearance simulating the texture or appearance of paper and a cinching tab 184 having a bonding material 186 disposed upon a surface thereof. The cinching tab 184 can be used to gather portions of the sleeve 162a together about the stem portion 180 of the floral grouping 176 as shown in FIG. 16 for holding the sleeve 162a tightly about the floral grouping 176.

[0093] Similarly, it may generally be desired to use the sleeve 162 as a decorative cover for a flower pot, as will be described in further detail below. The flower pot will gen-

erally contain a botanical item or plant. The flower pot can be deposited into the open sleeve 162 in a manner well known in the art, such as manually wherein the sleeve 162 is opened by hand and the flower pot deposited therein.

[0094] As noted above, a bonding material may be disposed on a portion of the sleeve 162 or any sleeve described herein to assist in holding the sleeve 162 to the flower pot when the flower pot is disposed within the sleeve 162 or to assist in closing the upper end 166 of the sleeve 162 or adhering the sleeve 162 to the flower pot after the flower pot has been disposed therein, as will be discussed in further detail below.

[0095] It will be understood that the bonding material, if present, may be disposed as a strip or block on a surface of the sleeve 162. The bonding material may also be disposed upon either the outer peripheral surface 164 or the inner peripheral surface 172 of the sleeve 162, as well as upon the flower pot. Further, the bonding material may be disposed as spots of bonding material, or in any other geometric, non-geometric, asymmetric, or fanciful form, and in any pattern, including covering either the entire inner peripheral surface 172 and/or outer peripheral surface 164 of the sleeve 162 and/or the flower pot. The bonding material may be covered by a cover or release strip which can be removed prior to the use of the sleeve 162 or flower pot. The bonding material can be applied by methods known to those of ordinary skill in their art. One method for disposing a bonding material, in this case an adhesive, is described in U.S. Pat. No. 5,111,637, issued to Weder et al. on May 12, 1993, which is hereby incorporated herein by reference.

[0096] As noted above, a bonding material may be disposed on at least a portion of the inner peripheral surface 172 of the sleeve 162, or, alternatively, the bonding material may be disposed on the outer peripheral surface of a flower pot contained within the sleeve 162, while the sleeve 162 may be free of the bonding material. In a further alternative, the bonding material may be disposed both on at least a portion of the flower pot as well as upon at least a portion of the inner peripheral surface 172 of the sleeve 162. In addition, a portion of the bonding material may also be disposed on the outer peripheral surface 164 of the sleeve 162 as well. It will be understood that the bonding material may be disposed in a solid section of bonding material. The bonding material, when present, is disposed on the sleeve 162 and/or flower pot by any method known in the art.

[0097] Certain versions of sleeves described herein may be used in combination with a preformed pot cover. For example, a preformed pot cover may be applied to the pot, then the covered pot wrapped or disposed within a sleeve. Either the cover or the sleeve, or both, have a texture or appearance simulating the texture or appearance of paper. Examples of sleeves which may be used in this invention are shown in the specification of U.S. Pat. No. 5,625,979, issued to Weder on May 6, 1997, which is expressly incorporated herein by reference in its entirety. Equipment and devices for forming sleeves are commercially available, and well known in the art.

[0098] Shown in FIGS. 17 and 18 is another embodiment of a decorative cover 160b comprising a sleeve 162b having a texture or appearance simulating the texture or appearance of paper constructed from the sheet of polymeric material 10, or the sheet of flexible polymeric material 112 or 112a

in accordance with the present invention and designated by the general reference numeral **162b**. The sleeve **162b** has a “detaching” element in predetermined areas for detaching a portion of the sleeve **162b**. The sleeve **162b** generally initially comprises a flexible flat collapsed piece of material which is openable in the form of a tube or sleeve. The sleeve **162b** is constructed of the same material and in the same way as the sleeve **162** described previously herein and may be described exactly the same as the sleeve **162** described herein except for the additional elements described herein-after.

[0099] The sleeve **162b** has an upper end **166b**, a lower end **168b**, and an outer peripheral surface **164b**. The sleeve **162b** has an opening **170b** at the upper end **166b** thereof, and the sleeve **162b** may be open at the lower end **168b** or closed with a bottom at the lower end **168b**. In a flattened state, the sleeve **162b** has a first side **171** and a second side **173**. The sleeve **162b** also has an inner peripheral surface **172b** which, when the sleeve **162b** is opened, defines and encompasses an inner retaining space **174b** as shown in **FIG. 18**. When the lower end **168b** of the sleeve **162b** has a closed bottom, a portion of the lower end **168b** may be inwardly folded to form one or more gussets (not shown) for permitting a circular bottom of an object such as a flower pot **187** to be disposed in the inner retaining space **174b** of the lower end **168b** of the sleeve **162b**.

[0100] As shown in **FIGS. 17 and 18**, the sleeve **162b** is demarcated into an upper portion **188** and a lower portion **190**. The lower portion **190** of the sleeve **162b** is generally sized to contain the flower pot **187**. The upper portion **188** of the sleeve **162b** is sized to substantially surround and encompass a plant **192** contained in the flower pot **187** disposed within the lower portion **190** of the sleeve **162b**. The sleeve **162b** is demarcated into the upper portion **188** and the lower portion **190** by a detaching element **194** for enabling the detachment of the upper portion **188** of the sleeve **162b** from the lower portion **190** of the sleeve **162b**. In the present version, the detaching element **194** is a plurality of generally laterally-oriented or alternating diagonally-oriented perforations which extend circumferentially across the outer peripheral surface **164b** of the sleeve **162b** from the first side **171** to the second side **173**.

[0101] In the embodiment shown in **FIGS. 17 and 18**, the lower portion **190** of the sleeve **162b** further comprises a base portion **196** and a skirt portion **198**. The base portion **196** of the lower portion **190** of the sleeve **162b** comprises that part of the lower portion **190** of the sleeve **162b** which, when the flower pot **187** is placed into the lower portion **190** of the sleeve **162b**, has an inner peripheral surface **172b** which is substantially adjacent to and surrounds an outer peripheral surface **199** of the flower pot **187**. The skirt portion **198** of the lower portion **190** of the sleeve **162b** comprises that part of the lower portion **190** of the sleeve **162b** which extends beyond an open upper end **201** of the flower pot **187** and adjacent at least a portion of the plant **192** contained within the flower pot **187** and which is left to freely extend at an angle, inwardly or outwardly, from the base portion **196** when the upper portion **188** of the sleeve **162b** is detached from the lower portion **190** of the sleeve **162b** by actuation of the detaching element **194**.

[0102] In the intact sleeve **162b**, the skirt portion **198** of the sleeve **162b** comprises an upper peripheral edge con-

gruent with the detaching element **194** which is connected to a lower peripheral edge, also congruent with the detaching element **194**, of the upper portion **188** of the sleeve **162b**. In **FIGS. 17 and 18**, the upper peripheral edge of the skirt portion **198** of the sleeve **162b** is congruent with a series of alternating diagonally-oriented lines of perforations which together form a zig-zag and comprise the detaching element **194**. The upper portion **188** of the sleeve **162b** may also have an additional detaching element **200** indicated as a plurality of vertical perforations for facilitating removal of the upper portion **188** of the sleeve **162b** and which are disposed more or less vertically therein extending between the detaching element **194** of the sleeve **162b** and the upper end **166b** of the sleeve **162b**.

[0103] The upper portion **188** of the sleeve **162b** is thereby separable from the lower portion **190** of the sleeve **162b** by tearing the upper portion **188** along both the detaching element **200** and the detaching element **194**, thereby separating the upper portion **188** from the lower portion **190** of the sleeve **162b**. The lower portion **190** of the sleeve **162b** remains disposed as the base portion **196** about the flower pot **187** and as the skirt portion **198** about the plant **192** forming a decorative cover **202** as shown in **FIG. 19** which substantially surrounds and encompasses the flower pot **187** and the plant **192** contained therein. An outer peripheral surface **164b** of the lower portion **190** of the sleeve **162b**, for example, the base and skirt portions **196** and **198**, may be modified to provide the lower portion **190** of the sleeve **162b** with a texture or appearance simulating the texture or appearance of paper, while the upper portion **188** of the sleeve **162b** is left unmodified or is printed with a design; or both the upper portion **188** and the lower portion **190** of the sleeve **162b** may be provided with a modified or textured surface so that both the upper portion **188** and the lower portion **190** of the sleeve **162b** is provided with a texture or appearance simulating paper. When the upper portion **188** of the sleeve **162b** is detached, the lower portion **190** of the sleeve **162b** remains disposed about the flower pot **187** and thereby forms a decorative cover **202** about the flower pot **187** which has the appearance of paper.

[0104] “Detaching element” as used herein, means any element, or combination of elements, or features, such as, but not by way of limitation, perforations, tear strips, zippers, and any other devices or elements of this nature known in the art, or any combination thereof. Therefore, while perforations are shown and described in detail herein, it will be understood that tear strips, zippers, or any other “detaching elements” known in the art, or any combination thereof, could be substituted therefor and/or used therewith.

[0105] In a general method of use of sleeve **162b** as a decorative cover **202** for a flower pot, an operator provides the sleeve **162b**, and the flower pot **187** having a plant **192** disposed in a growing medium **203** contained within the flower pot **187**. The operator then disposes the flower pot **187** having the plant **192** contained therein into the sleeve **162b** by opening the sleeve **162b** at the upper end **166b** thereof and assuring both that the opening **170b** therein is in an open condition, and that the inner peripheral surface **172b** of the sleeve **162b** is somewhat expanded outward as well, as shown in **FIG. 18**. The operator then manually or automatically disposes the flower pot **187** into the opening **170b** in the sleeve **162b**, the flower pot **187** being disposed generally through the upper portion **188** of the sleeve **162b**

into generally the lower portion **190** of the sleeve **162b**, the flower pot **187** remaining in the lower portion **190** of the sleeve **162b**, permitting the sleeve **162b** to substantially surround and tightly encompass the flower pot **187**. It will be understood that alternatively, the sleeve **162b** may be provided with an extension (not shown), and the sleeve **162b** may be disposed on rods or wickets, and the flower pot **187** may then be disposed in the sleeve **162b** either before or after the sleeve **162b** has been removed from the wickets.

Description of FIGS. 20A-20C

[**0106**] Referring now to **FIG. 20A**, designated generally by the reference numeral **210** is a polymeric ribbon material having a texture or appearance simulating the texture or appearance of paper for forming decorative bows and for wrapping items. That is, at least one surface of a web of polymeric material (not shown) is modified to provide a matte or textured finish **212** simulating the appearance of paper. The modification of the web of polymeric material (not shown) to provide the polymeric ribbon material **210** with a matte or textured finish **212** simulating paper can be accomplished in several ways. For example, the polymeric ribbon material **210** having the matte or textured finish **212** can be produced by printing a web of polymeric material with a matted (i.e. dull finish) ink, by lacquering at least one surface of the sheet of polymeric material with a dull finish lacquer or a matting lacquer, by embossing the sheet of polymeric material to provide an embossed pattern simulating the texture or appearance of paper, or by flocking the sheet of polymeric material, or by application of a foamable lacquer or foamable ink to the sheet of polymeric material, or by embossing and printing the sheet of polymeric material to provide embossed and printed patterns wherein the embossed and printed patterns may be in registry, out of registry or wherein a portion of the embossed and printed patterns are in registry and a portion of the embossed and printed patterns are out of registry. In addition, a matte or textured finish **212** capable of providing the sheet of polymeric material with a texture or appearance simulating the texture or appearance of paper can be achieved by extruding a polymeric resin onto a matted or textured chill roll. Thereafter, the web of material having a texture or appearance simulating the texture or appearance of paper can be cut in a conventional manner to provide the polymeric ribbon material **210** having a texture or appearance simulating the texture or appearance of paper.

[**0107**] Any polymeric material capable of being textured or otherwise modified to provide the polymeric material with a texture or appearance simulating the texture or appearance of paper can be employed in the formulation of the polymeric ribbon material **210**. For example, the polymeric material employed to produce the polymeric ribbon material **210** can be polypropylene film having a thickness of from about 0.1 mil to about 30 mil, and more desirably of from about 0.5 mil to about 10 mil, or an expanded core polymeric film having a thickness of from about 0.5 mil to about 10 mil.

[**0108**] Referring now to **FIG. 20B**, designated generally by the reference numeral **220** is another embodiment of a polymeric ribbon material for forming decorative bows and for wrapping items. The polymeric ribbon material **220** is a laminated material comprising a first web or sheet of material **222** having a thickness of from about 0.5 mil to about 10

mil, and more desirably from about 0.6 mil to about 1.25 mil, and a second web or sheet of material **224** having a thickness of from about 0.5 mil to about 10 mil, and more desirably from about 0.6 mil to about 1.25 mils. The laminated material having a texture or appearance simulating the texture or appearance of paper can be produced by laminating two or more sheets of polymeric film (such as two or more sheets of polypropylene film or a sheet of polypropylene film and a sheet of expanded core polymeric film, such as expanded core polypropylene film), or by laminating a polymeric film (such as polypropylene film or an expanded core polymeric film) with a sheet of metallized foil and the like wherein at least one surface of the laminated material is textured or modified to simulate the texture or appearance of paper. The second web or sheet of material **224** is desirably laminated to the first web or sheet of material **222** with a colored adhesive so as to impart a desired color to the polymeric ribbon material **220**. If desired the polymeric ribbon material **220** may be treated or otherwise processed to provide the polymeric ribbon material **220** with a matte or textured finish **226** simulating paper in appearance so that the polymeric ribbon material **220** has an appearance or texture simulating the appearance or texture of paper similar to the polymeric ribbon material **210** hereinbefore described with reference to **FIG. 20A**. That is, a matte or textured finish **226** simulating paper in texture or appearance can be printed on the first web or sheet of material **222**, and thereafter the second web or sheet of material **224** (which in this case is desirably a matte material of translucent polymeric film) is laminated to the first web or sheet of material **222** to provide the polymeric ribbon material **220** with a texture or appearance simulating the texture or appearance of paper. To further enhance the texture or appearance simulating the texture or appearance of paper of the polymeric ribbon material **220**, the second web or sheet of material **224** may or may not have a plurality of spatially disposed holes extending therethrough. The matte or textured finish **226** can be produced by printing at least one of the first and second webs or sheets of material **222** and **224** with a matted (i.e. dull finish) ink, by lacquering at least one surface of at least one of the first and second webs or sheets of material **222** and **224** with a dull finish lacquer or a matting lacquer, by flocking at least one of the first and second webs or sheets of material **222** and **224**, by application of a foamable lacquer or foamable ink to at least one of the first and second webs or sheets of material **222** and **224**, by embossing at least one of the first and second webs or sheets of material **222** and **224** to provide an embossed pattern simulating the texture or appearance of paper, or by embossing and printing at least one of the first and second webs or sheets of material **222** and **224** to provide embossed and printed patterns wherein the embossed and printed patterns may be in registry, out of registry or wherein a portion of the embossed and printed patterns are in registry and a portion of the embossed and printed patterns are out of registry. In addition, a matte or textured finish **226** capable of providing the polymeric ribbon material **200** with a texture or appearance simulating the texture or appearance of paper can be achieved by extruding the resin used to produce one of the first and second webs or sheets of material **222** and **224** onto a matted or textured chill roll.

[**0109**] Referring now to **FIG. 20C**, designated generally by the reference numeral **230** is another embodiment of a

polymeric ribbon material for forming decorative bows and for wrapping items. The polymeric ribbon material **230** comprises a polymeric film **232** having an upper surface **234**, and a lower surface **236**. An acrylic heat sealable lacquer **238** can be applied to at least one of the upper and lower surfaces **234** and **236** of the polymeric film **232**, such as the lower surface **236** of the polymeric film **232**, and the upper surface **234** of the polymeric film **232** is desirably modified to provide the polymeric ribbon material **230** with a matte or textured finish **239** simulating the texture or appearance of paper. The modification of the polymeric film **232** to provide the polymeric ribbon material **230** with a texture or appearance simulating the texture or appearance of paper can be accomplished in several ways. For example, the polymeric ribbon material **230** having the matte or textured finish **239** can be produced by printing the polymeric film **232** with a matted (i.e. dull finish) ink, by lacquering at least one surface **234** or **236** of the polymeric film **232** with a dull finish lacquer or a matting lacquer, by flocking the polymeric film **232**, by application of a foamable lacquer or foamable ink to the polymeric film **232**, by embossing the polymeric film **232** to provide an embossed pattern simulating the texture or appearance of paper, or by embossing and printing the polymeric film **232** to provide embossed and printed patterns wherein the embossed and printed patterns may be in registry, out of registry or wherein a portion of the embossed and printed patterns are in registry and a portion of the embossed and printed patterns are out of registry. In addition, a matte or textured finish **239** capable of providing the polymeric film **232** with a texture or appearance simulating the texture or appearance of paper can be achieved by extruding a polymeric resin onto a matted or textured chill roll. Thereafter, the polymeric film **232** having a texture or appearance simulating the texture or appearance of paper can be cut in a conventional manner to provide the polymeric ribbon material **230**.

[0110] Any polymeric film capable of being textured or otherwise modified to provide the polymeric film **232** with a texture or appearance simulating the texture or appearance of paper can be employed in the formulation of the polymeric ribbon material **230**. For example, the polymeric film **232** employed to produce the polymeric ribbon material **230** can be polypropylene film having a thickness of from about 0.1 mil to about 30 mil, and more desirably of from about 0.5 mil to about 10 mil, or an expanded core polymeric film having a thickness of from about 0.6 mil to about 10 mil.

Description of FIGS. 21-33

[0111] Referring now to FIG. 21, designated generally by the reference numeral **240** is a system for producing decorative grass **242** having a texture or appearance simulating the texture or appearance of paper in accordance with the present invention. That is, at least one of an upper surface **243** or a lower surface **245** of a sheet or web of polymeric material **244** is modified with a matte or textured finish to provide a web of polymeric material **244** having an appearance or texture simulating the appearance or texture of paper as hereinbefore described. Thus, the decorative grass **242** produced from the web of polymeric material **244** having an appearance or texture simulating the appearance or texture of paper will also have a matte or textured finish **246** (FIGS. 22A) which provides the decorative grass **242** produced from a polymeric material or laminated polymeric material with paper-like appearance and/or texture.

[0112] Any polymeric material capable of being textured or otherwise modified to provide the polymeric material with a texture and/or appearance of paper can be employed to produce the decorative grass **242** having an appearance or texture simulating the appearance or texture of paper. For example, the polymeric material employed to produce the web of polymeric material **244** having an appearance or texture simulating the appearance or texture of paper can be polypropylene film having a thickness of from about 0.1 mil to about 30 mil, and more desirably of from about 0.5 mil to about 10 mil, or an expanded core polymeric film having a thickness of from about 0.5 mil to about 10 mil, or laminated material having a thickness of from about 1 mil to about 20 mil. The laminated materials which can be used to produce the web of polymeric material **244** having an appearance or texture simulating the appearance or texture of paper can be formed by laminating two or more webs of polymeric film (such as two or more webs of polypropylene film or a web of polypropylene film and a web of expanded core polymeric film, such as expanded core polypropylene film), or by laminating a polymeric film (such as polypropylene film or an expanded core polymeric film such as expanded core polypropylene film) with a metallized foil and the like. The only requirement in using a laminated material to produce the web of polymeric material **244** having an appearance or texture simulating the appearance or texture of paper is that at least one surface of the laminated material be capable of being textured or modified to provide the laminated material with at least one surface having a paper-like texture and/or appearance.

[0113] The modification of the web of polymeric material **244** to provide the matte or textured finish **246** can be accomplished in several ways. For example, the web of polymeric material **244** having the matte or textured finish **246** which provides the web of polymeric material **244** with the appearance or texture simulating the appearance or texture of paper can be produced by printing a web of polymeric material **244** with a matted (i.e. dull finish) ink, by lacquering at least one of the upper and lower surfaces **243** and **245**, respectively, of the web of polymeric material **244** with a dull finish lacquer or a matting lacquer, by embossing the web of polymeric material **244** to provide an embossed pattern simulating the texture and/or appearance of paper, or by flocking the web of polymeric material **244**, or by application of a foamable lacquer or foamable ink to the web of polymeric material **244**, or by embossing and printing the web of polymeric material **244** to provide embossed and printed patterns wherein the embossed and printed patterns may be in registry, out of registry or wherein a portion of the embossed and printed patterns are in registry and a portion of the embossed and printed patterns are out of registry. In addition, a matte or textured finish **246** capable of providing the web of polymeric material **244** with a paper-like texture and/or appearance can be achieved by extruding a polymeric resin onto a matted or textured chill roll.

[0114] Referring again to FIG. 21, a roll **248** of the web of polymeric material **244** having a matte or textured finish **246** simulating the texture or appearance of paper is supported on a mandrel **250** having a brake assembly **252** operably connected thereto so that the web of polymeric material **244** having a matte or textured finish **246** simulating the texture or appearance of paper can be controllably withdrawn from the roll **248**. The web of polymeric material **244** having a matte or textured finish **246** simulating the

texture or appearance of paper is passed through a pair of tension or nip rollers 254 and 256 and into a slitter or shredder unit 258 where the web of polymeric material 244 having a matte or textured finish 246 simulating the texture or appearance of paper is slit to provide a slit web of polymeric material 260 having a plurality of strips of predetermined width which have a matte or textured finish 246 simulating the texture or appearance of paper. The slitting of the web of polymeric material 244 having a matte or textured finish 246 simulating the texture or appearance of paper to produce the slit web of polymeric material 244 having a plurality of strips of predetermined width which have a matte or textured finish 246 simulating the texture or appearance of paper can be accomplished using any well known method and device. Such common methods of slitting the web of polymeric material 244 having a matte or textured finish 246 simulating the texture or appearance of paper include: (a) slitting the web of polymeric material 244 having a matte or textured finish 246 simulating the texture or appearance of paper to produce side-by-side strips of material wherein the longer dimension of the strips is in the direction of travel of the web of polymeric material 244 having a matte or textured finish 246 simulating the texture or appearance of paper, i.e. the machine direction; or (b) slitting the web of polymeric material 244 having a matte or textured finish 246 simulating the texture or appearance of paper so that the longer dimension of the strips of material are oblique to the direction of travel of the web of polymeric material 244 having a matte or textured finish 246 simulating the texture or appearance of paper, i.e. obliquely to the machine direction.

[0115] The slit web of polymeric material 260 having a plurality of strips of predetermined width which have a matte or textured finish 246 simulating the texture or appearance of paper is then passed through a cutting unit 262 where the strips of the slit web of polymeric material 260 are cut into segments to form the decorative grass 242 having at least one matted or textured surface 246 which provides the decorative grass 242 with a texture and/or appearance simulating the texture and/or appearance of paper. A segment 264 of the decorative grass 242 having at least one matted or textured surface 246 which provides the decorative grass 242 with a paper-like texture and/or appearance is illustrated in FIG. 22A.

[0116] Any conventional device and method can be employed as the slitter or shredder unit 258 for slitting of the web of polymeric material 244 to produce the slit web of polymeric material 260 having a plurality of strips of predetermined width and as the cutting unit 262 for cutting the strips of the slit web of polymeric material 260 to form the decorative grass 242 having a paper-like texture and/or appearance. Examples of conventional devices which can be used as the slitter or shredder unit 258 and/or as the cutting unit 262 are rotary knives, reciprocating knives, die cutting, laser cutting, water jet cutting, air jet cutting and the like.

[0117] The decorative grass 242 having an appearance or texture simulating the appearance or texture of paper produced by cutting the strips of the slit web of polymeric material 260 having a matted or textured finish 246 which simulates the texture and/or appearance of paper can then be conveyed to a storage area (not shown) which may be in the form of a suitable bin, or the decorative grass 242 having an appearance or texture simulating the appearance or texture

of paper may be conveyed to a packaging machine, or conveyed to a baling machine for baling prior to storage. As other alternatives, the decorative grass 242 having an appearance or texture simulating the appearance or texture of paper may be placed into boxes or cartons, subjected to further processing immediately or held for subsequent processing.

[0118] Referring now to FIG. 22B, designated generally by the reference numeral 266, is a segment of a decorative grass 268 having an appearance or texture simulating the appearance or texture of paper produced from the sheet of flexible laminated material 112a wherein both the upper and lower surfaces 116a and 118a of the sheet of flexible laminated material 112a is provided with a matted or textured finish 270 simulating the texture or appearance of paper so that the decorative grass 268 produced from the sheet of flexible laminated material 112a is also provided with a matte or textured finish 270 simulating the texture or appearance of paper on an upper surface 272 and a lower surface 274 of the segments of the decorative grass 268, such as the segment 266 illustrated in FIG. 22B. However, it should be understood that the decorative grass 268 having an appearance or texture simulating the appearance or texture of paper can be produced from any laminated material where at least one surface of the laminated material is modified, such as by matting or texturing, to provide the laminated material with an appearance simulating the appearance of paper.

[0119] The decorative grasses having an appearance or texture simulating the appearance or texture of paper prepared in accordance with the present invention, such as the decorative grass 242 (FIG. 22A) and the decorative grass 268 (FIG. 22B) can also be provided with various types of curl configurations, can be crimped or otherwise modified. That is, in addition to providing the webs of material from which the decorative grasses are produced with a matted or textured surface which simulates paper in texture and/or appearance, various types of curls, crimps and combinations thereof can be imparted to the webs of material prior to slitting the webs of material to produce slit webs of material, or to the slit web of material prior to cutting the slit webs of material to produce the decorative grasses having an appearance or texture simulating the appearance or texture of paper. Any method or apparatus capable of imparting the desired curl and/or crimp to the webs of material so that the decorative grasses produced from such webs of material possess a curl and/or crimped configuration, as well as having an appearance or texture simulating the appearance or texture of paper, can be employed to impart a curl and/or crimp to the webs of material. Examples of various methods and apparatus which may be used to impart curl configurations to the webs of material so that the decorative grasses produced from such webs of material possess a curl configuration, as well as having an appearance or texture simulating the appearance or texture of paper, are described in co-pending U.S. patent application U.S. Ser. No 09/586, 901, entitled "Method And Apparatus For Making Curled Decorative Grass" which is hereby expressly incorporated herein by reference. Crimping machines capable of imparting the desired crimp to the webs of material so that the decorative grasses produced from such webs of material possess a crimped configuration, as well as having an appearance or texture simulating the appearance or texture of paper are well known and commercially available. One

method for imparting a crimp configuration to the webs of material so that the decorative grasses produced from such webs of material possess a crimped configuration, as well as having an appearance or texture simulating the appearance or texture of paper, is disclosed in U.S. Pat. No. 5,891,286, entitled "Method Of Forming Curled Or Crimped Decorative Elements Having An Optical Effect" issued to Weder on Apr. 6, 1999, which is hereby expressly incorporated herein by reference.

[0120] Shown in FIGS. 23-33 are methods of providing curls or crimps to a sheet or web of material having a texture or appearance simulating the texture or appearance of paper on at least a portion of one surface thereof from which curled or crimped decorative grasses similar to the decorative grasses 242 and 268 described in detail herein before with reference to FIGS. 22A and 22B may be formed. FIGS. 23-25 illustrate a method of providing a curl to a sheet or web of laminated material 280 by prestretching one of the sheets or webs of material from which the sheet or web of material is formed prior to lamination to a second sheet or web of material.

[0121] The sheet or web of laminated material 280 is formed of a first sheet or web of material 282 and a second sheet or web of material 284. The sheet or web of laminated material 280 has an upper surface 286, a lower surface 288, a length 290 and a width 292. The sheet or web of laminated material 280 may be substantially similar to and formed from the same materials as the sheet of flexible laminated material 112a described in detail herein before with reference to FIG. 9B, and may be provided with a texture or appearance simulating the texture or appearance of paper on at least a portion of one of the upper and lower surfaces 286 and 288 thereof, as described in detail herein above.

[0122] As shown in FIGS. 24 and 25, the first sheet or web of material 282 of the sheet or web of laminated material 280 is provided with an upper surface 294, a lower surface 296, a length 298 and a width 300. The second sheet or web of material 284 of the sheet or web of laminated material 280 is provided with an upper surface 302, a lower surface 304, a length 306 and a width 308. The first sheet or web of material 282 is provided with a dimension which is less than the associated dimension of the second sheet or web of material 284, and the first sheet or web of material 282 is thus stretched in one dimension to provide such dimension with the same size as the associated dimension of the second sheet or web of material 284, and then the two sheets or webs of material 282 and 284 are laminated together. For example, as shown in FIG. 24, the length 298 of the first sheet or web of material 282 is less than the length 306 of the second sheet or web of material 284, and as shown in FIG. 25, the first sheet or web of material 282 is stretched lengthwise so that the length 298 thereof is the same as the length 306 of the second sheet or web of material 284. Following stretching of the first sheet or web of material 282, the two sheets or webs of material 282 and 284 are laminated together to form the sheet or web of laminated material 280, substantially as shown in FIG. 23. Following lamination, the length 298 of the first sheet or web of material 282 contracts back to its original size, thereby causing a curl to be formed in the length 290 of the sheet or web of laminated material 280, as shown in FIG. 23. When the sheet or web of laminated material 280 is cut in the direction of stretch, decorative grass 310 formed therefrom

will possess a torsion spring type curl, as illustrated in FIG. 26A. When the sheet or web of laminated material 280 is cut at an angle to the direction of stretch, decorative grass 310a formed therefrom will possess a helical spring type curl, as illustrated in FIG. 26B. Both decorative grass 310 and 310a are also provided with a texture or appearance simulating the texture or appearance of paper on at least a portion of one surface thereof. Such methods of providing a preset curl in a laminated material are disclosed in U.S. Pat. No. 5,891,286, entitled "METHODS OF FORMING CURLED OR CRIMPED DECORATIVE ELEMENTS HAVING AN OPTICAL EFFECT", issued to Weder on Apr. 6, 1999, the Specification of which is hereby expressly incorporated herein by reference.

[0123] Shown in FIG. 27 is a curled sheet or web of laminated material 112a' from which curled decorative grass may be produced in accordance with the present invention. The curled sheet or web of laminated material 112a' is formed by curling the sheet or web of laminated material 112a of FIG. 9B. The curled configuration may be provided by any method known in the art. For example, methods and apparatus for providing a sheet of material with a curl are described in detail in U.S. Pat. No. 5,891,286, which has previously been incorporated herein by reference. However, the present invention is not limited to the use of such methods and apparatus, and any method known in the art for providing a curl to a sheet or web of material may be utilized in accordance with the present invention.

[0124] Following production of the curled sheet or web of laminated material 112a', such sheet or web of laminated material 112a' may be cut or shredded as described herein before to provide curled strands of decorative grass, wherein such curled strands of decorative grass are substantially similar to the curled strands of decorative grass 310 and 310a illustrated in FIGS. 26A and 26B, depending on the direction at which the curled sheet or web of laminated material 112a' is cut.

[0125] Shown in FIG. 28 is a crimped sheet or web of laminated material 112a" from which crimped decorative grass may be produced in accordance with the present invention. The crimped sheet or web of laminated material 112a" is formed by crimping the sheet or web of laminated material 112a of FIG. 9B. The crimped configuration may be provided by any method known in the art. For example, methods and apparatus for providing a sheet of material with a crimp are described in detail in U.S. Pat. No. 5,891,286, which has previously been incorporated herein by reference. However, the present invention is not limited to the use of such methods and apparatus, and any method known in the art for providing a crimp to a sheet or web of material may be utilized in accordance with the present invention.

[0126] Following production of the crimped sheet or web of laminated material 112a", such sheet or web of laminated material 112a" may be cut or shredded as described herein before to provide strands of decorative grass 312 having a crimped configuration, substantially as shown in FIG. 29.

[0127] While the sheet or web of laminated material 112a used in the methods described herein before with reference to FIGS. 27 and 28 is laminated, it is to be understood that the invention is not limited to the use of a laminated material in such a method. That is, a sheet or web of unlaminated material comprising a single sheet or web of material, such

as the sheet of material **10**, may be utilized in a similar fashion as described hereinbefore with reference to **FIGS. 27 and 28** such that the sheet or web of unlaminated material is curled or crimped and then cut or shredded to provide strands of decorative grass having a curled or crimped configuration.

[0128] In addition, the invention also includes a sheet or web of unlaminated material which comprises two or more sheets or webs of material which are unconnected. In this manner, the decorative grass is a mixture or two or more materials which are comingled and have the same crimped or curled configuration. A sheet or web of material having a texture or appearance simulating the texture or appearance of paper on at least one surface thereof may be utilized with a sheet or web of material lacking such appearance in this manner.

[0129] Shown in **FIG. 30** is a sheet or web of laminated material **320** from which decorative grass can be produced in accordance with the present invention. The sheet or web of laminated material **320** has an upper surface **322**, a lower surface **324**, a length **326** and a width **328**. At least a portion of one of the upper and lower surfaces **322** and **324** of the sheet or web of laminated material **320** is provided with a texture or appearance simulating the texture or appearance of paper.

[0130] The sheet or web of laminated material **320** comprises a first sheet or web of material **330** and a second sheet or web of material **332**. The second sheet or web of material **332** is provided with a substantially flat configuration. The first and second sheets or webs of material **330** and **332** may be constructed of the same materials and in the same fashion as the first and second sheets of material **114a** and **120a** of the sheet of flexible laminated material **112a**, except that the first sheet or web of material **330** is constructed of a material which is provided with a substantially flat configuration, but which contracts or shrinks when exposed to a sufficient level of heat, while the second sheet or web of material **332** does not react by shrinking when exposed to the same temperature or sufficient level of heat as the first sheet or web of material **330**. That is, the first sheet or web of material **330** shrinks at a lower temperature than the second sheet or web of material **332**, or the first and second sheets or webs of material **330** and **332** both shrink in response to heat but at differential rates in the same temperature range. In this manner, the sheet or web of laminated material **320** may be shredded or cut to produce decorative grass wherein the individual strands of decorative grass are provided with a substantially linear, flat configuration. The strands of decorative grass may be packaged, stored, shipped and displayed in such a substantially linear, flat configuration, allowing the consumer to curl the decorative grass at the point of use by heating the strands of decorative grass, such as by exposure of the decorative grass to a hair dryer or an oven, or by placing between two sheets of cardboard in a microwave oven (so as to absorb the microwave energy). In this manner, the substantially flat, individual strands of decorative grass are more easily separated by the consumer than strands of decorative grass having curled or crimped configurations which are intertwined in a cohesive mass. In addition, such method allows for easy removal of a portion of the stands of decorative grass and easy storage of the remaining portion of the decorative grass for future use. However, it is to be understood that the present invention is not limited to

curling the decorative grass at the point of sale or the point of use, and decorative grass formed as described above may be curled at the point of production, if desired.

[0131] Optionally, the sheet or web of laminated material **320** may be curled by exposure to heat prior to cutting or shredding to form decorative grass. Shown in **FIG. 31** is the sheet or web of laminated material **320** which has been exposed to heat, and therefore a curl has been formed along the length **326** thereof. While it is described and illustrated herein that the sheet or web of laminated material **320**, and therefore the strands of decorative grass formed therefrom, is provided with a curl along the length **326** thereof, it is to be understood that the sheet or web of laminated material **320**, as well as the strands of decorative grass formed therefrom, may be provided with a curl along the width **328** thereof, or the curl may be disposed diagonally and span both the length **326** and width **328** thereof. The decorative grass formed from the sheet or web of laminated material **320** will have a configuration substantially similar to the configuration of the decorative grass **310** and **310a** described herein before with reference to **FIGS. 26A and 26B**.

[0132] Other methods of providing the second sheet or web of material with a substantially flat configuration which can be activated to form a curled or crimped configuration may be utilized. Shown in **FIG. 32** is a sheet or web of laminated material **340** from which decorative grass can be produced in accordance with the present invention. The sheet or web of laminated material **340** has an upper surface **342**, a lower surface **344**, a length **346** and a width **348**. At least a portion of one of the upper and lower surfaces **342** and **344** of the sheet or web of laminated material **340** is provided with a texture or appearance simulating the texture or appearance of paper.

[0133] The sheet or web of laminated material **340** comprises a first sheet or web of material **350** and a second sheet or web of material **352** laminated to the first sheet or web of material **350**, wherein both the first and second sheets or webs of material **350** and **352** are provided with a substantially flat configuration. The first and second sheets or webs of material **350** and **352** may be constructed of the same materials and in the same fashion as the first and second sheets of material **114a** and **120a** of the sheet or flexible laminated material **112a**, except that the second sheet or web of material **352** contains a hygroscopic agent which is activated by exposure to moisture such that the hygroscopic agent expands upon exposure to moisture and thereby imparts a curl to the sheet or web of laminated material **340** formed therefrom and/or to the strands of decorative grass cut from the sheet or web of laminated material **340**. The hygroscopic agent may be incorporated in the second sheet or web of material **352** upon formation of the second sheet or web of material **352**, or the hygroscopic agent may be applied to at least a portion of one surface of the second sheet or web of material **352**.

[0134] The term "hygroscopic agent" as used herein will be understood to refer to any material which can be applied to or incorporated in a sheet or web of material or a lacquer applied to the sheet or web of material and which expands or swells upon exposure to moisture. Many types of hygroscopic agents are known to those of ordinary skill in the art and could be utilized in the manner described herein. In particular, gelatin and pectin have been utilized as hygro-

scopic agents in the manner described herein; however, the invention is not limited to the use of such compounds as hygroscopic agents.

[0135] The sheet or web of laminated material **340** may be shredded or cut to produce decorative grass wherein the individual strands of decorative grass are provided with a substantially linear, flat configuration. The strands of decorative grass may be packaged, stored, shipped and displayed in such a substantially linear, flat configuration, allowing the consumer to curl the decorative grass at the point of use by exposing the strands of decorative grass to moisture. In this manner, the substantially flat, individual strands of decorative grass are more easily separated by the consumer than strands of decorative grass having curled or crimped configurations which are intertwined in a cohesive mass. In addition, such method allows for easy removal of a portion of the stands of decorative grass and easy storage of the remaining portion of the decorative grass for future use. However, it is to be understood that the present invention is not limited to curling the decorative grass at the point of sale or the point of use, and decorative grass formed as described above may be curled at the point of production, if desired.

[0136] Optionally, the sheet or web of laminated material **340** may be curled by exposure to moisture prior to cutting or shredding to form decorative grass. Shown in **FIG. 33** is the sheet or web of laminated material **340** which has been exposed to moisture, and therefore a curl has been formed along the length **346** thereof.

[0137] In addition, while it is described and illustrated herein that the sheet or web of laminated material **340**, and therefore the strands of decorative grass formed therefrom, is provided with a curl along the length **346** thereof, it is to be understood that the sheet or web of laminated material **340**, as well as the strands of decorative grass formed therefrom, may be provided with a curl along the width **348** thereof, or the curl may be disposed diagonally and span both the length **346** and width **348** thereof. The decorative grass formed from the sheet or web of laminated material **340** will have a configuration substantially similar to the configuration of the decorative grass **310** and **310a** described herein before with reference to **FIGS. 26A and 26B**.

[0138] It is to be understood that the present invention is not limited to the use of laminated materials when heat shrinkable and hygroscopic materials are utilized as activatable curling agents. For example, the decorative grass may be formed of an unlaminated sheet or web of material having a lacquer containing a hygroscopic agent disposed on at least a portion of one surface thereof. In a further alternative, a sheet or web of heat shrinkable material may be formed by extruding with a multiple extruder into the same die or into different dies two resins that contract at a different rate when heated or exposed to moisture. In yet another alternative, a sheet or web of heat shrinkable material may be formed by extruding through a multiple screw extruder or through multiple extruders by placing resin into the same die or into multiple dies different melt temperature webs and pulling the material away from the die after one of the webs has partially or completely solidified, thereby imparting stress or stretch in one of the webs which is a lesser amount of stretch than in the other web. Optionally, the before described method may be utilized with the stretch occurring after both webs have solidified. Any of the above described methods

may be utilized wherein one web is mated to the other web within the flow of resin occurring at an angle to the first web, thereby imparting a differential contraction level at an angle to the machine direction, thereby facilitating production of helically curled strands of decorative grass. In addition, any of the above described methods may be utilized together and alternated so as to cause varying curls in the same strand or different strands of decorative grass cut from the same web.

[0139] Another method of causing a sheet or web of material from which decorative grass is produced to curl involves coextruding a shrinkable material with a non-shrinkable material and heating them subsequently. Such method may be used in conjunction with prestretching the film at or after the time of extrusion. Indeed, any of the methods described herein which include the use of heat shrinkable materials may also be combined with the method of prestretching the sheet or web of material from which the decorative grass is produced.

[0140] In addition, it is also to be understood that the present invention is not limited to the use of heat shrinkable and hygroscopic materials as activatable curling agents which allow the decorative grass to be curled upon activation. The present invention also envisions other activatable curling agents, such as the use of chemicals which will curl the decorative grass upon treatment with solvents or other chemicals, as well as other methods of incorporating activatable curling agents which are known to those of ordinary skill in the art.

[0141] While methods of providing decorative grass with a curled configuration have been described herein, all of the above described methods can be used to provide decorative grass with configurations other than curls. For example, rather than applying differentially expanding or contracting materials in an overall or uniform manner, such materials may be applied in a manner which allows the contracting or expanding material to be applied at only certain points, or such materials may be applied at differential thicknesses at different points, or, in the case of the hygroscopic materials, such materials may be applied with barriers to moisture absorption at certain points. Application of such materials in the above described methods results in differential folding of the strands of decorative grass, and rather than having a curl of roughly smooth and uniform dimensions, a crimped material or a combination of crimped and curled material could be achieved.

[0142] Additionally in lieu of applying the above-noted expanding or contracting materials to a sheet or web of material in the form of strips, such materials could be applied in any shape, such as a circle, so that when contraction occurs, a three dimensional configuration would be formed which could serve decorative and/or cushioning and/or insulating purposes.

[0143] In a further alternative, the strands of decorative grass need not be curled solely in a concentric or torsion spring manner or in a helical or bed spring-type manner, resulting from differential contraction or expansion across the length of the strands, but such strands could also be curled or curved due to differential contraction or expansion across the width of the strand.

[0144] Changes may be made in the construction and the operation of the various components, elements and assem-

blies described herein or in the steps or the sequence of steps of the methods described herein without departing from the spirit and scope of the invention as defined in the following claims.

What is claimed:

1. A curled decorative grass having an appearance or texture simulating the appearance or texture of paper on at least a portion of one surface thereof, the curled decorative grass produced by cutting a curled web of material into curled segments having a predetermined width, the curled web of material comprising:

a polymeric film having an upper surface, a lower surface, and a thickness in the range of from about 0.5 mil to about 10 mil wherein at least a portion of one of the upper and lower surfaces of the polymeric film is modified to provide an appearance or texture simulating the appearance or texture of paper.

2. The curled decorative grass of claim 1 wherein the polymeric film is further provided with at least one of a printed pattern disposed on at least a portion of one of the upper and lower surfaces thereof, an embossed pattern disposed on at least a portion of one of the upper and lower surfaces thereof, and combinations thereof.

3. The curled decorative grass of claim 2 wherein the polymeric film is provided with printed and embossed patterns, and the printed and embossed patterns are in registry with one another.

4. The curled decorative grass of claim 2 wherein the polymeric film is provided with printed and embossed patterns, and the printed and embossed patterns are out of registry with one another.

5. The curled decorative grass of claim 1 wherein the appearance or texture simulating the appearance or texture of paper is provided by at least one of applying a matte finish to at least a portion of one of the upper and lower surfaces of the polymeric film, texturing at least a portion of one of the upper and lower surfaces of the polymeric film, printing a pattern on at least a portion of one of the upper and lower surfaces of the polymeric film, embossing at least a portion of one of the upper and lower surfaces of the polymeric film, and combinations thereof.

6. A curled decorative grass having an appearance simulating the appearance of paper on at least a portion of one surface thereof, the curled decorative grass produced by cutting a curled laminated material into curled segments having a predetermined width, the curled laminated material comprising:

a polymeric film having an upper surface, a lower surface and a thickness in the range of from about 0.5 mil to about 10 mil; and

a material laminated to at least one of the upper and lower surfaces of the polymeric film, at least a portion of one surface of one of the polymeric film and the material laminated thereto being modified to provide at least a portion of one surface of the laminated material and the

decorative grass produced therefrom with an appearance or texture simulating the appearance or texture of paper.

7. The curled decorative grass of claim 6 wherein the material laminated to the polymeric film is a polymeric film having a thickness in the range of from about 0.5 mil to about 10 mil.

8. The curled decorative grass of claim 6 wherein at least one of the polymeric film and the material laminated thereto is further provided with at least one of a printed pattern disposed on at least a portion of one of the upper and lower surfaces thereof, an embossed pattern disposed on at least a portion of one of the upper and lower surfaces thereof, and combinations thereof.

9. The curled decorative grass of claim 8 wherein at least one of the polymeric film and the material laminated thereto is provided with a printed pattern and at least one of the polymeric film and the material laminated thereto is provided with an embossed pattern, and the printed and embossed patterns are in registry with one another.

10. The curled decorative grass of claim 8 wherein at least one of the polymeric film and the material laminated thereto is provided with a printed pattern and at least one of the polymeric film and the material laminated thereto is provided with an embossed pattern, and the printed and embossed patterns are out of registry with one another.

11. The curled decorative grass of claim 6 wherein the material laminated to the polymeric film is formed of a differentially contracting or expanding material such that upon activation the material laminated to the polymeric film contracts or expands and thereby curls the laminated material formed therefrom.

12. A curled decorative grass having an appearance or texture simulating the appearance or texture of paper on at least a portion of one surface thereof, the curled decorative grass produced by cutting a curled web of material into curled segments having a predetermined width, the curled web of material comprising:

a polymeric film having an upper surface and a lower surface wherein at least a portion of one of the upper and lower surfaces of the polymeric film is provided with an embossed pattern which provides an appearance or texture simulating the appearance or texture of paper.

13. The curled decorative grass of claim 12 wherein the polymeric film is further provided with a printed pattern disposed on at least a portion of one of the upper and lower surfaces thereof.

14. The curled decorative grass of claim 13 wherein the printed and embossed patterns are in registry with one another.

15. The curled decorative grass of claim 13 wherein the printed and embossed patterns are out of registry with one another.

* * * * *