



US00D329488S

United States Patent [19]

[11] Patent Number: **Des. 329,488**

Santagada

[45] Date of Patent: **** Sep. 15, 1992**

[54] **SPRAY HEAD FOR ATTACHMENT TO A FAUCET**

[56] **References Cited**

U.S. PATENT DOCUMENTS

[76] Inventor: **Rosalie C. Santagada**, P.O. Box 26201, Sacramento, Calif. 95826

D. 249,356	9/1978	Nagy	D23/223
508,584	11/1893	Stevens	4/615 X
2,073,307	3/1937	Kenberg	239/282
4,413,362	11/1983	Chianco et al.	D23/213 X

[**] Term: **14 Years**

Primary Examiner—Susan J. Lucas
Assistant Examiner—M. H. Tung

[21] Appl. No.: **94,435**

[57] **CLAIM**

The ornamental design for a spray head for attachment to a faucet, as shown.

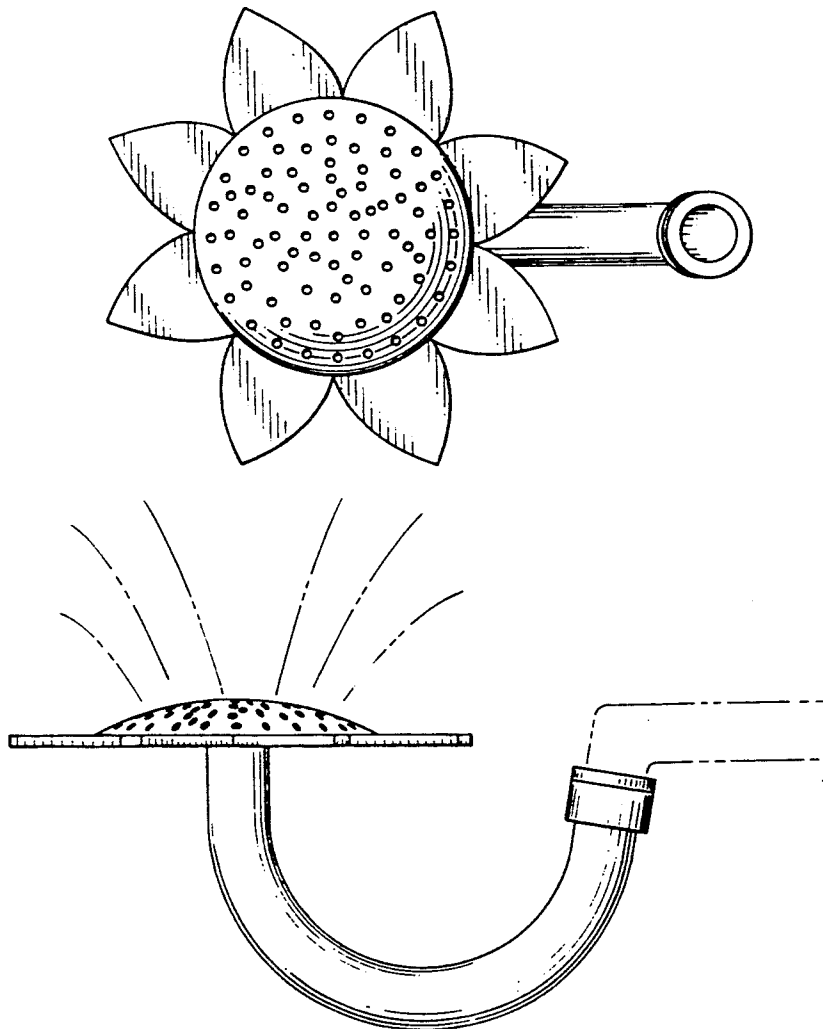
[22] Filed: **Nov. 23, 1987**

DESCRIPTION

[52] U.S. Cl. **D23/213**

[58] Field of Search D23/213, 212, 223-227; 239/276, 279, 280, 281, 282-283, 288.5, 310, 443, 444-449, 456-460, 525, 530-532, 548, 550-552, 556-559, 562-565, 567, 586-588, 581.1, 581.2; 4/191-192, 567-570, 599-603, 596, 615

FIG. 1 is a top plan view of a spray head for attachment to a faucet showing my new design;
FIG. 2 is a side elevational view thereof;
FIG. 3 is a bottom plan view thereof;
FIG. 4 is an opposite side elevational view thereof;
FIG. 5 is a front elevational view thereof;
FIG. 6 is a rear elevational view thereof.



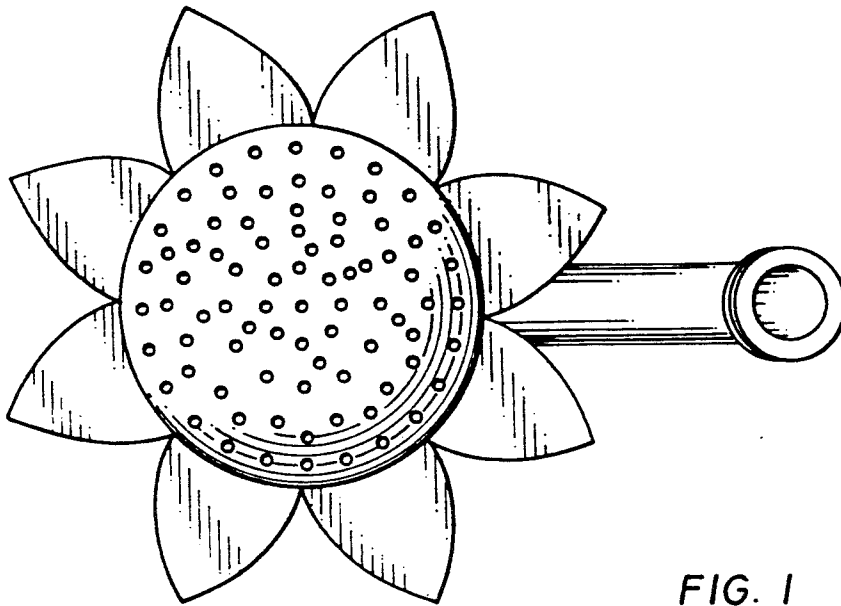


FIG. 1

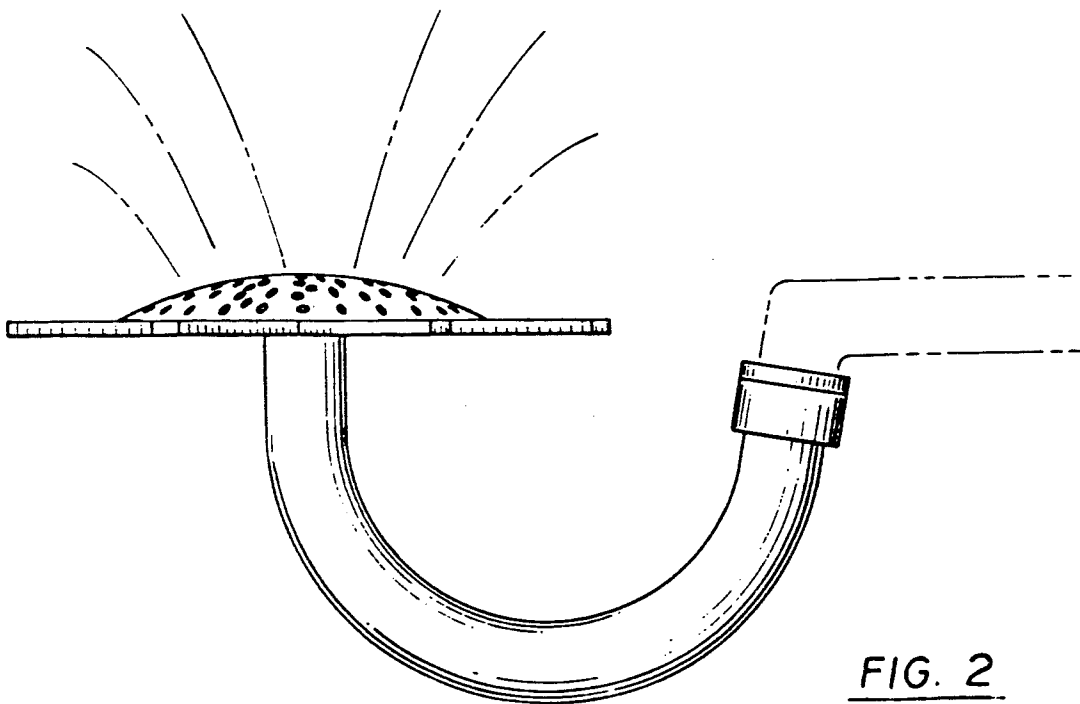


FIG. 2




FIG. 3

FIG. 4

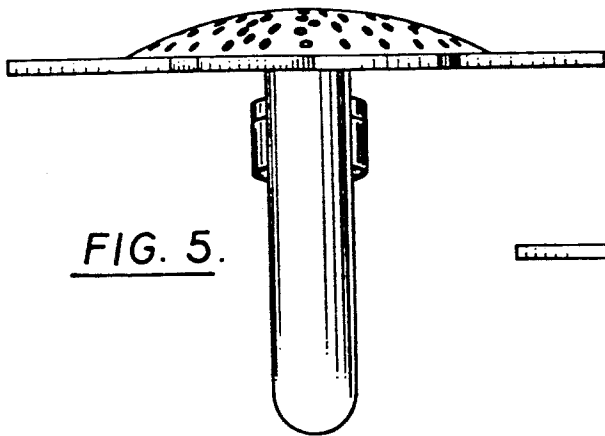
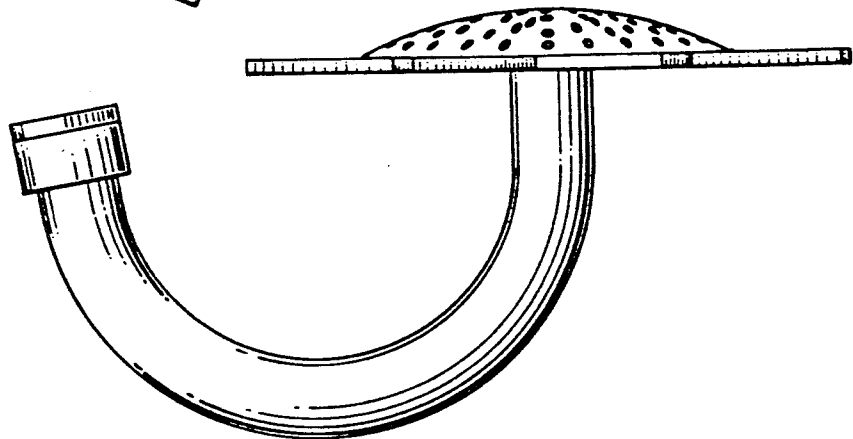


FIG. 5.

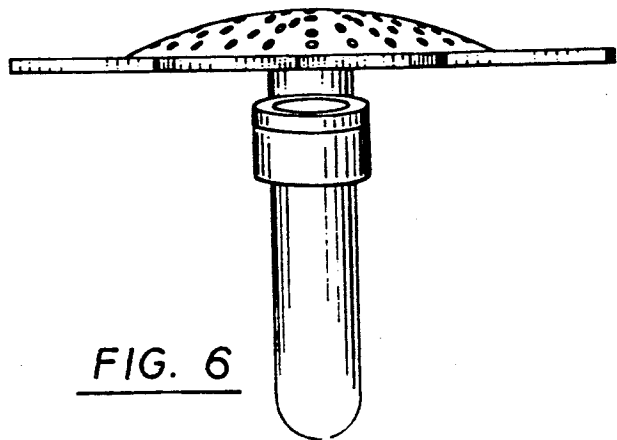


FIG. 6