



US00D660160S

(12) **United States Design Patent**
Bouma et al.

(10) **Patent No.:** **US D660,160 S**

(45) **Date of Patent:** **** May 22, 2012**

(54) **CONTAINER WITH SURFACE INDICIA**

(75) Inventors: **Jetske Jacobien Bouma**, Vessy (CH);
Sherril Lynn Nielsen, Geneva (CH);
Amy Bridgman, London (GB); **Daphne**
Grace Hine, Wallington (GB)

(73) Assignee: **The Procter & Gamble Company**,
Cincinnati, OH (US)

(**) Term: **14 Years**

(21) Appl. No.: **29/384,635**

(22) Filed: **Feb. 1, 2011**

(51) **LOC (9) Cl.** **09-01**

(52) **U.S. Cl.** **D9/516**

(58) **Field of Classification Search** D9/516,
D9/550-551, 554, 563, 567, 571, 414-415,
D9/432-434, 456-457; D20/11, 19, 22-23,
D20/40, 42; 40/299.1, 306, 310-311; 283/56,
283/81; 229/100, 103.2, 103.3, 116.1, 87.18,
229/89, 406; D14/489

See application file for complete search history.

(56) **References Cited**

U.S. PATENT DOCUMENTS

D258,202 S *	2/1981	Astor et al.	D9/503
D472,148 S *	3/2003	Dowd	D9/504
D509,894 S *	9/2005	Hoyt et al.	D23/366
D531,037 S *	10/2006	Mongeon et al.	D9/522
D531,906 S *	11/2006	Mongeon et al.	D9/522
D533,066 S *	12/2006	Mongeon et al.	D9/522
D543,113 S *	5/2007	Mongeon et al.	D9/516
D543,114 S *	5/2007	Mongeon et al.	D9/516
D543,461 S *	5/2007	Mongeon et al.	D9/516
D563,225 S *	3/2008	Mongeon et al.	D9/516
D566,545 S *	4/2008	Bone et al.	D9/432
D567,080 S *	4/2008	Bone et al.	D9/432
D585,284 S *	1/2009	Bridgman et al.	D9/522

D586,220 S *	2/2009	Bridgman et al.	D9/522
D586,655 S *	2/2009	Bridgman et al.	D9/522
D593,410 S *	6/2009	Schwartz	D9/434
D600,551 S *	9/2009	Bruno et al.	D9/434
D607,323 S *	1/2010	Bruno et al.	D9/434
D613,157 S *	4/2010	Francis et al.	D9/434
D633,724 S *	3/2011	Bischoff et al.	D5/63
D644,102 S *	8/2011	Kopulos et al.	D9/434
D649,045 S *	11/2011	Kopulos et al.	D9/434
D650,693 S *	12/2011	Miller et al.	D9/627

* cited by examiner

Primary Examiner — Ian Simmons

Assistant Examiner — Dana L Sipos

(74) *Attorney, Agent, or Firm* — Linda M. Sivik

(57) **CLAIM**

The ornamental design for a container with surface indicia, as shown and described.

DESCRIPTION

FIG. 1 is a perspective view of a container with surface indicia, embodying our new design;

FIG. 2 is a front view of the container with surface indicia of FIG. 1.

FIG. 3 is a back elevational view of the container with surface indicia of FIG. 1;

FIG. 4 is a first side elevational view of the container with surface indicia of FIG. 1;


FIG. 5 is a second side elevational view of the container with surface indicia of FIG. 1;

FIG. 6 is a top view of the container with surface indicia of FIG. 1; and,

FIG. 7 is a bottom view of the container with surface indicia of FIG. 1.

The broken lines shown in the drawings are for illustrative purposes only and form no part of the claimed design.

1 Claim, 5 Drawing Sheets



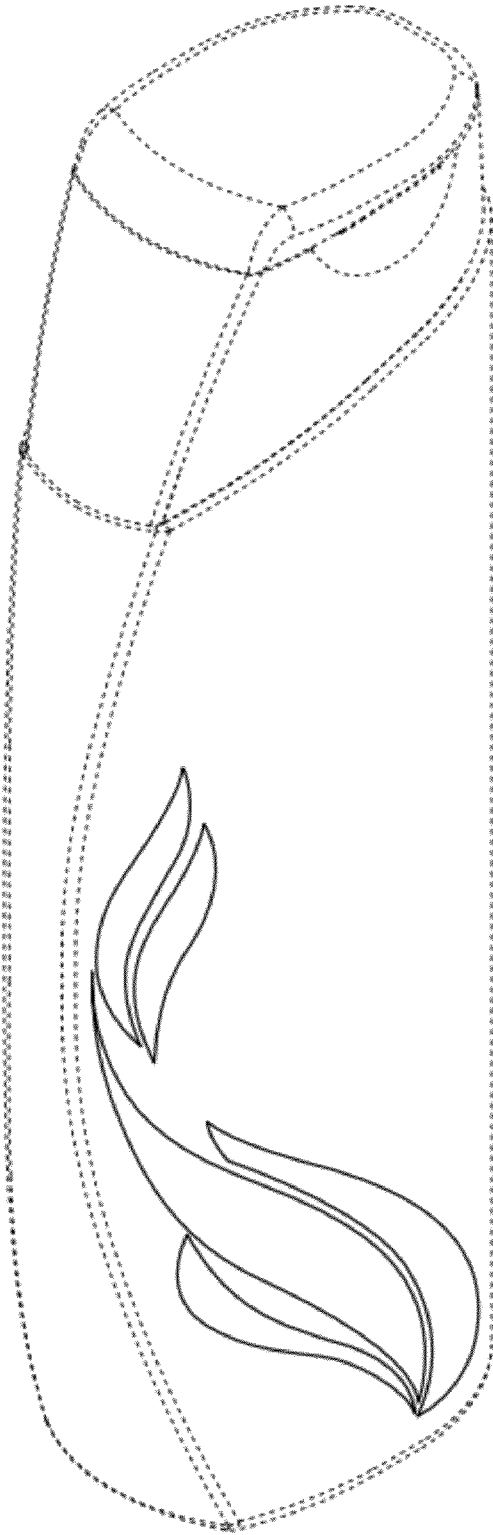


Fig. 1




Fig. 2




Fig. 3




Fig. 4




Fig. 5

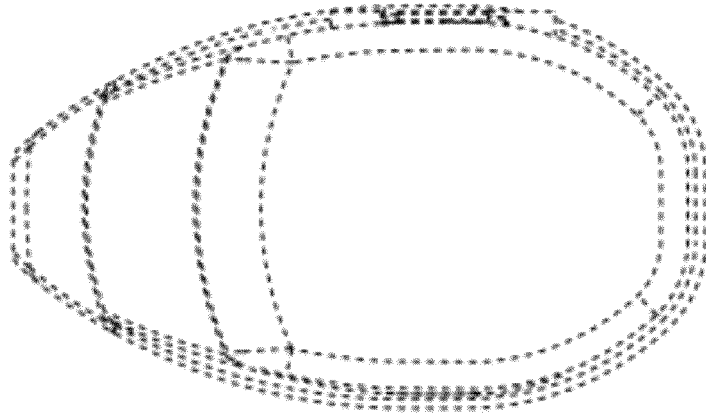


Fig. 6

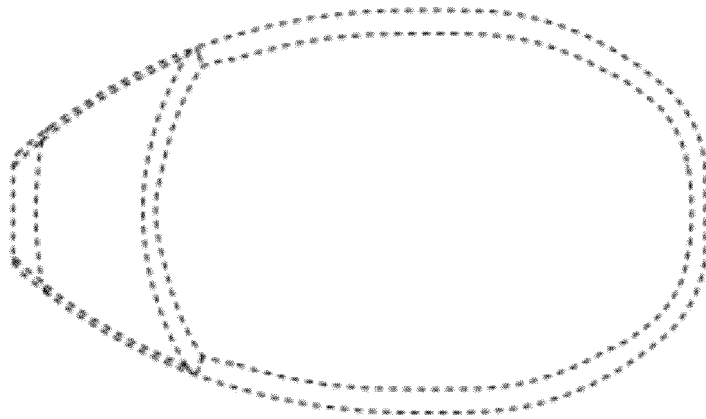


Fig. 7