



US00D741988S

(12) **United States Design Patent**
Pan

(10) **Patent No.:** **US D741,988 S**

(45) **Date of Patent:** **** Oct. 27, 2015**

(54) **CEILING FAN**

(71) Applicant: **AIR COOL INDUSTRIAL CO., LTD.,**
Taichung (TW)

(72) Inventor: **Peter Pan,** Taichung (TW)

(73) Assignee: **AIR COOL INDUSTRIAL CO., LTD.,**
Taichung (TW)

(**) Term: **14 Years**

(21) Appl. No.: **29/493,281**

(22) Filed: **Jun. 6, 2014**

(51) **LOC (10) Cl.** **23-04**

(52) **U.S. Cl.**

USPC **D23/377**

(58) **Field of Classification Search**

USPC D23/377, 370-376, 378-394, 411-414,
D23/499; D12/214, 305, 319, 339, 344,
D12/345; 416/5, 170 R, 214 R, 184, 206,
416/207, 210 R, 220 R, 244 R, 248, 223 R,
416/234, 242; 417/423.1; 392/364

CPC ... F04D 25/088; F04D 29/322; F04D 29/324;
F04D 29/388; F04D 29/601

See application file for complete search history.

(56)

References Cited

U.S. PATENT DOCUMENTS

620,413	A	*	2/1899	Bowman	416/207
1,623,420	A	*	4/1927	Leinweber	416/243
1,650,464	A	*	11/1927	Reed	416/207
D97,601	S	*	11/1935	Funk	D23/413
2,269,287	A	*	1/1942	Roberts	416/238
D185,104	S	*	5/1959	Twist	D23/413
D297,974	S	*	10/1988	Sonneman	D23/377
D314,618	S	*	2/1991	Yen	D23/377
D594,542	S	*	6/2009	Pan	D23/377
D596,737	S	*	7/2009	Pan	D23/411
D607,988	S	*	1/2010	Oleson et al.	D23/377
D612,476	S	*	3/2010	Noble	D23/377
D635,237	S	*	3/2011	Fizer	D23/377

D641,075	S	*	7/2011	Fizer et al.	D23/411
D660,952	S	*	5/2012	Spaggiari	D23/370
D671,633	S	*	11/2012	Glasbrenner	D23/411
D675,720	S	*	2/2013	Martin Conillas	D23/377
D706,407	S	*	6/2014	Wang	D23/385
D710,001	S	*	7/2014	Wang	D23/411
8,770,949	B2	*	7/2014	Noble	417/410.1
D716,436	S	*	10/2014	Johnson	D23/377
D721,429	S	*	1/2015	Busta	D23/377
2009/0208333	A1	*	8/2009	Smith et al.	416/5
2009/0220347	A1	*	9/2009	Ball et al.	416/229 R
2012/0099997	A1	*	4/2012	Song et al.	416/210 R
2013/0302169	A1	*	11/2013	Hennes et al.	416/170 R

OTHER PUBLICATIONS

Column (Relite) khind-systems.com [online PDF] 1 page. 2014.
[retrieved on Aug. 12, 2015]. Retrieved from Internet: <http://khind-systems.com/i_prod/Column_2014.pdf>.*

* cited by examiner

Primary Examiner — Susan Bennett Hattan

Assistant Examiner — Marie Fast Horse

(74) *Attorney, Agent, or Firm* — Ming Chow; Sinorica, LLC

(57)

CLAIM

I claim the ornamental design for a ceiling fan, as shown and described.

DESCRIPTION

FIG. 1 is a front perspective view of a ceiling fan showing my new design;

FIG. 2 is a front elevational view thereof;

FIG. 3 is a rear elevational view thereof;

FIG. 4 is a left side elevational view thereof;

FIG. 5 is a right side elevational view thereof;

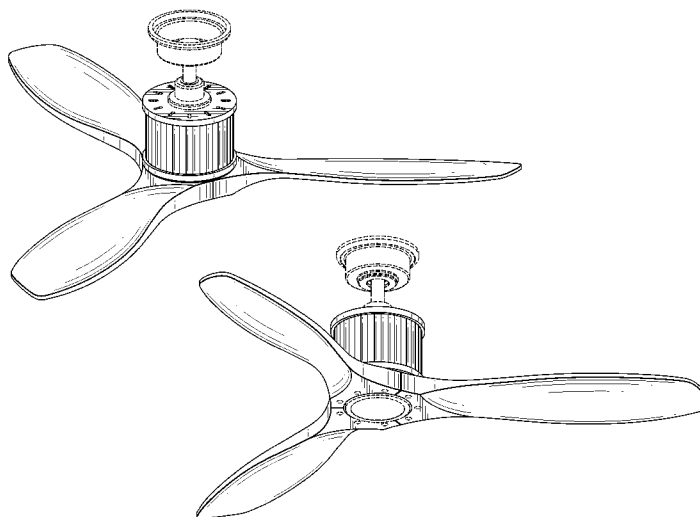
FIG. 6 is a top plan view thereof;

FIG. 7 is a bottom plan view thereof; and,

FIG. 8 is another front perspective view.

The broken lines in the drawings depict parts of the ceiling fan that form no part of the claimed design.

1 Claim, 6 Drawing Sheets



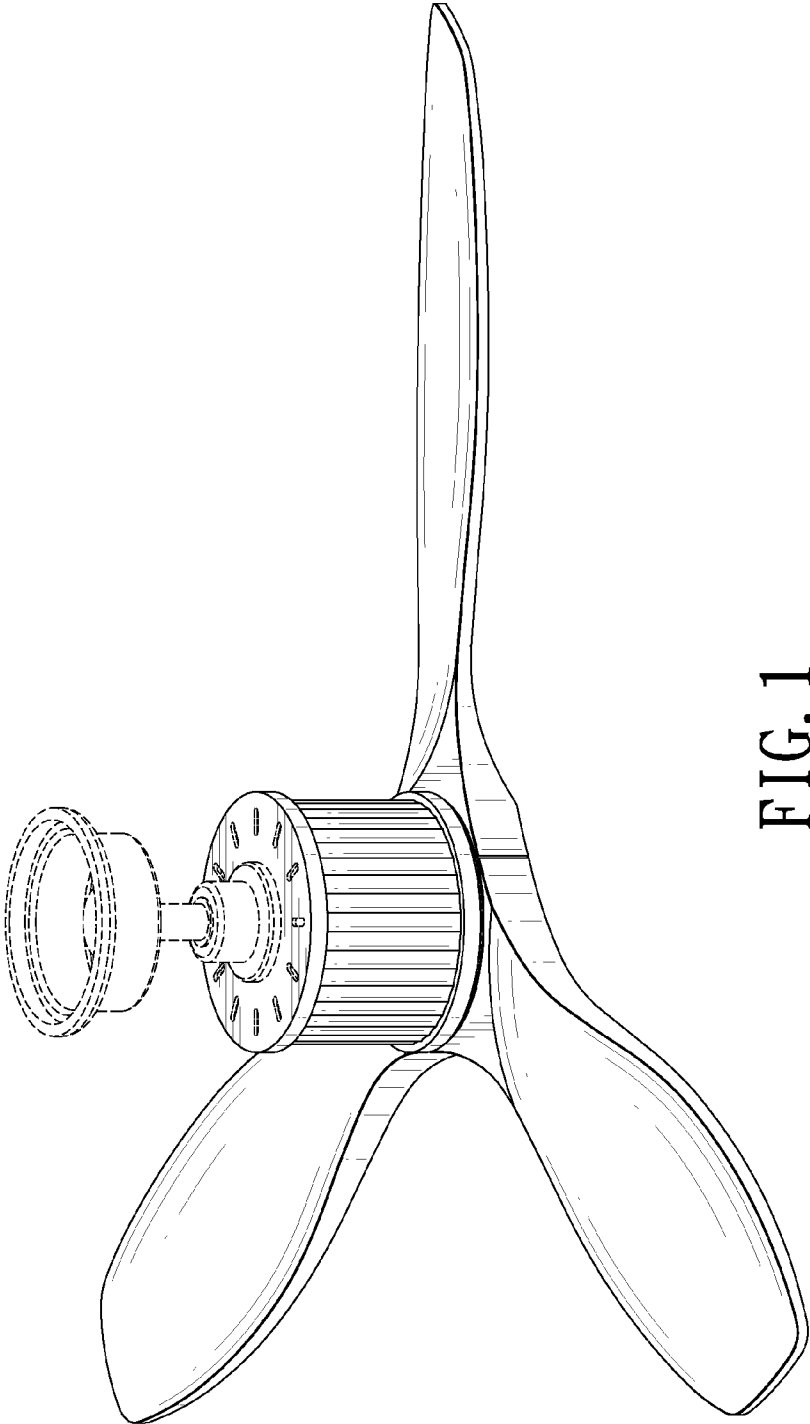


FIG. 1

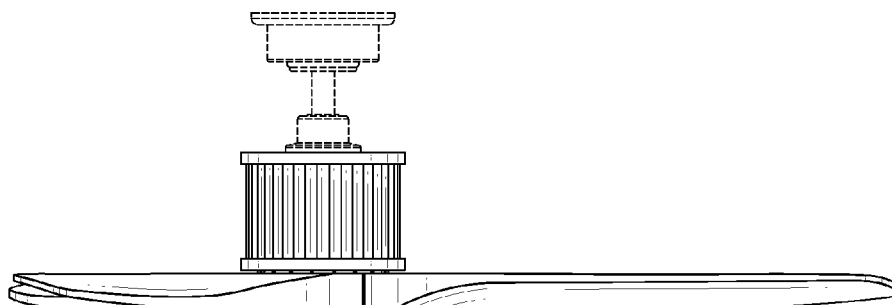


FIG. 2

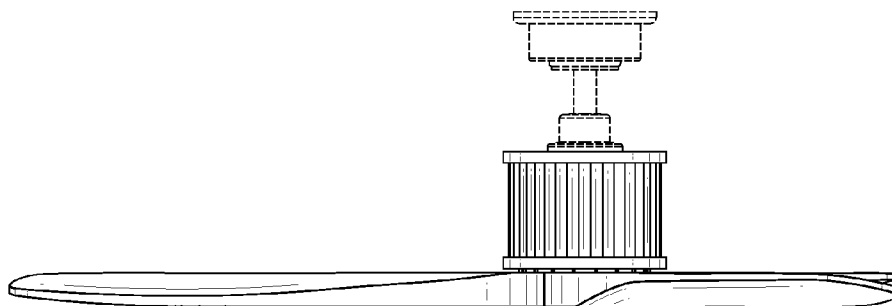


FIG. 3

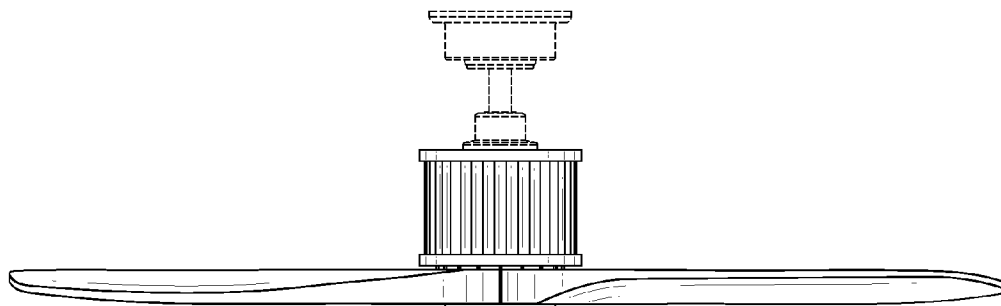


FIG. 4

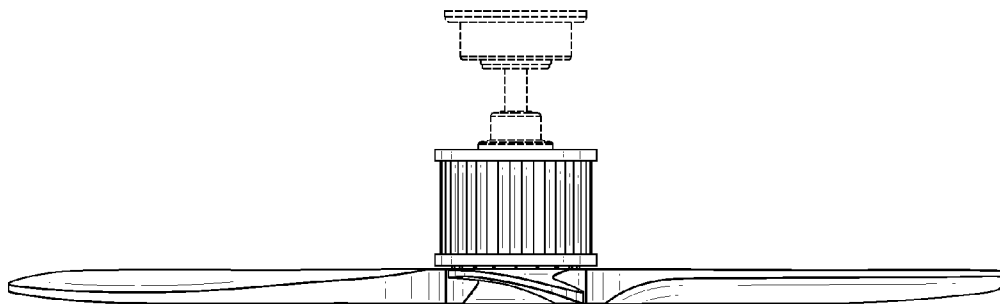


FIG. 5

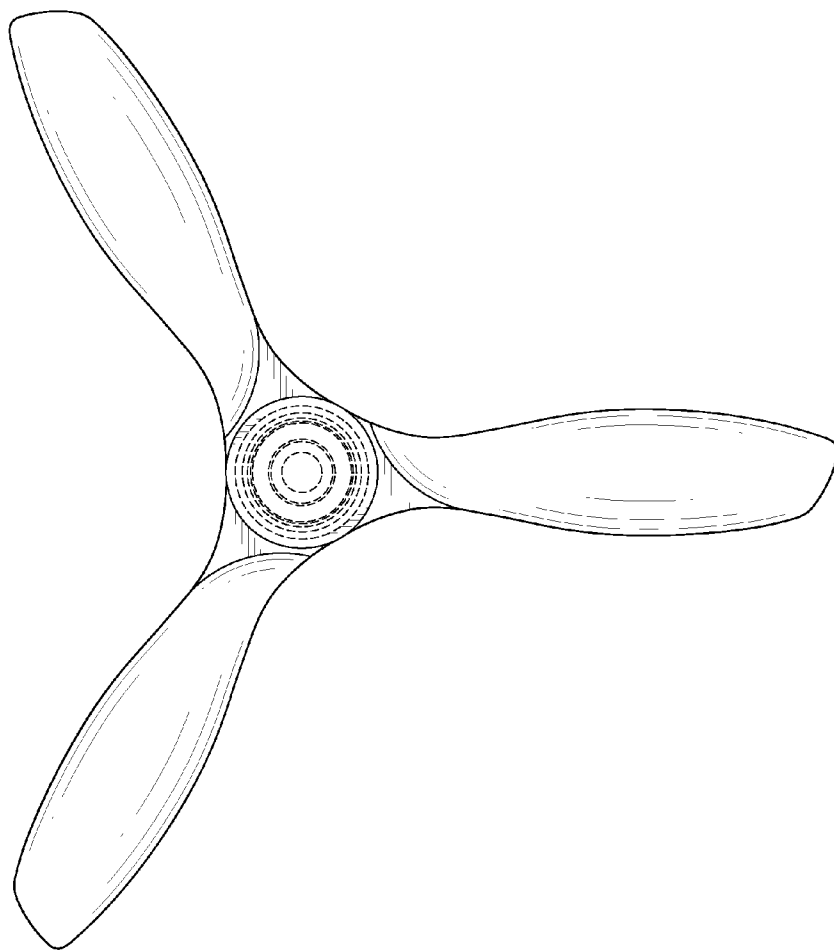


FIG. 6

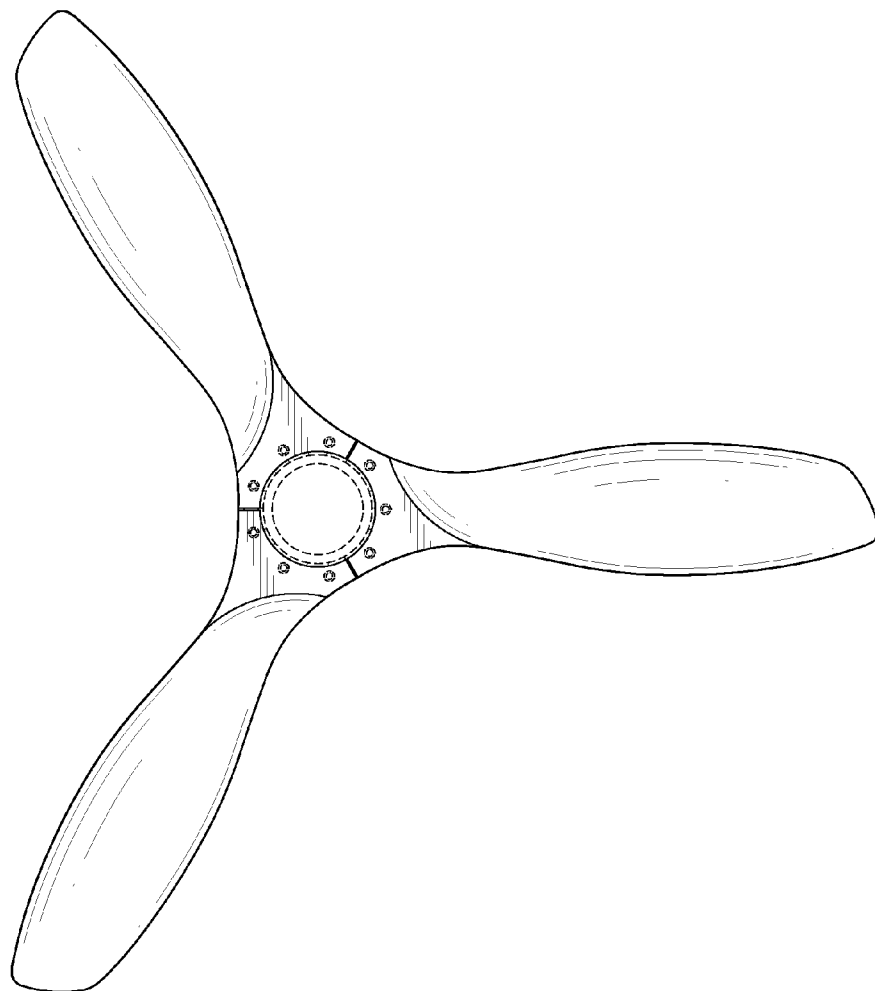


FIG. 7

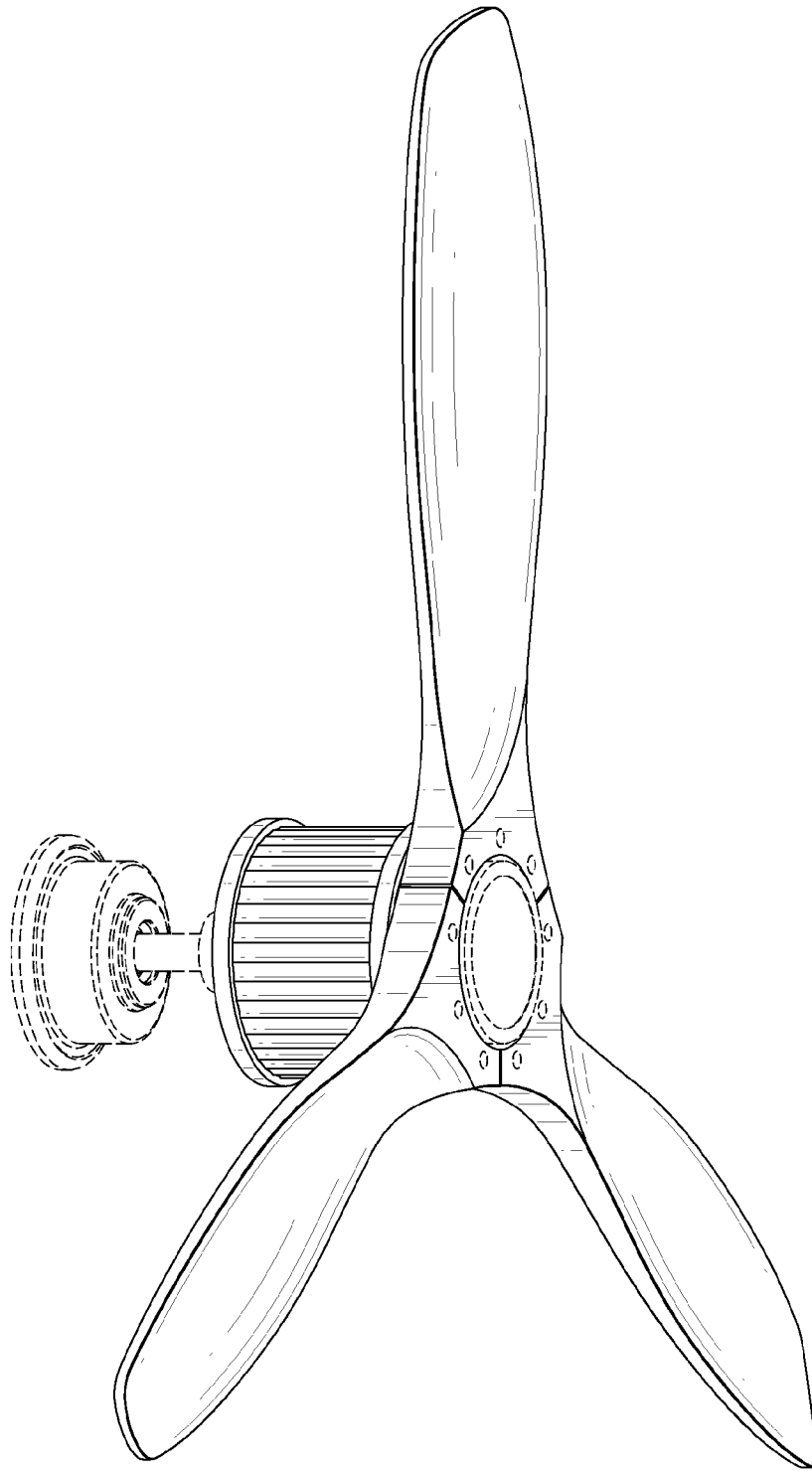


FIG. 8