



US00D419871S

United States Patent [19]
Hall et al.

[11] **Patent Number: Des. 419,871**
[45] **Date of Patent: ** Feb. 1, 2000**

[54] **UPPER PORTION OF A BOTTLE**

[76] Inventors: **Jack P. Hall**, 877 Ames Ave., Palo Alto, Calif. 94303; **David Merrill**, 22122 Summit Hill Dr., Lake Forest, Calif. 92630; **Brian J. Olson**, 1463 Greenwood Rd., Pleasanton, Calif. 94566; **James M. Rubenstein**, 1295 Sunnyhills Rd., Oakland, Calif. 94610; **James D. Mitchell**, 1694 Cervato Cir., Alamo, Calif. 94507; **Katie K. Chow**, 1456 S. Mayfair Ave., Daly City, Calif. 94015

| | | | | |
|------------|---------|----------------|-------|---------|
| D. 282,634 | 2/1986 | Beaver et al. | | D9/523 |
| D. 325,519 | 4/1992 | Proctor | | D9/372 |
| D. 336,846 | 6/1993 | Proctor | | D9/300 |
| D. 343,577 | 1/1994 | Proctor | | D9/448 |
| D. 373,537 | 9/1996 | Schirado | | D9/572 |
| D. 387,673 | 12/1997 | Crawford | | D9/575 |
| 2,106,464 | 1/1938 | Meyer | | 215/43 |
| 2,134,359 | 10/1938 | Fabrice | | 215/44 |
| 2,423,582 | 7/1947 | Coleman | | 215/252 |
| 4,144,983 | 3/1979 | Pauls et al. | | 215/44 |
| 5,152,461 | 10/1992 | Proctor | | 239/304 |
| 5,316,159 | 5/1994 | Douglas et al. | | D9/341 |
| 5,332,157 | 7/1994 | Proctor | | 239/304 |

[**] Term: **14 Years**

[21] Appl. No.: **29/057,219**
[22] Filed: **Jul. 19, 1996**

[51] **LOC (7) Cl.** **09-01**

[52] **U.S. Cl.** **D9/434; D9/307; D9/516; D9/523**

[58] **Field of Search** D9/523, 571, 522, D9/524, 543, 572, 575, 341, 307, 434, 300; 215/330, 331, 40, 44, 382, 252, 321, 43, 901, 216

[56] **References Cited**

U.S. PATENT DOCUMENTS

D. 86,460 3/1932 Keating D9/522

FOREIGN PATENT DOCUMENTS

75425 1/1995 Canada .

Primary Examiner—Lucy Lieberman
Attorney, Agent, or Firm—Joel J. Hayashida

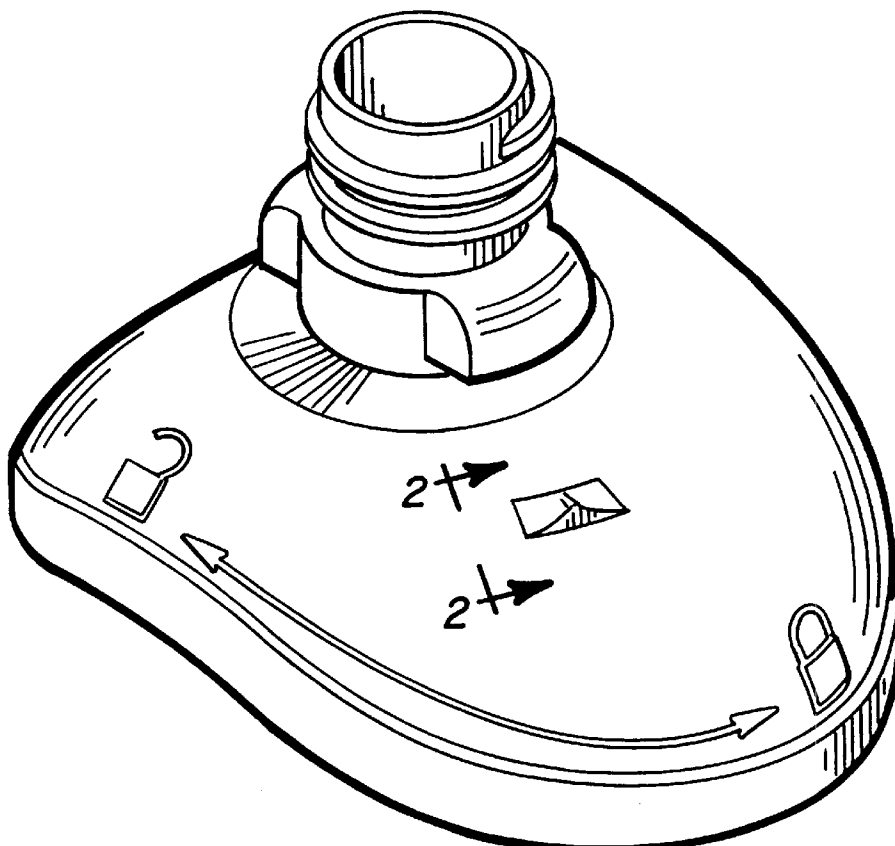
[57] **CLAIM**

The ornamental design for an upper portion of a bottle, as shown and described.

DESCRIPTION

FIG. 1 is a perspective view of an upper portion of a bottle showing our new design; and, FIG. 2 is an enlarged fragmentary view of a portion of the shoulder taken in the direction of the arrows 2—2 in FIG. 1.

1 Claim, 1 Drawing Sheet



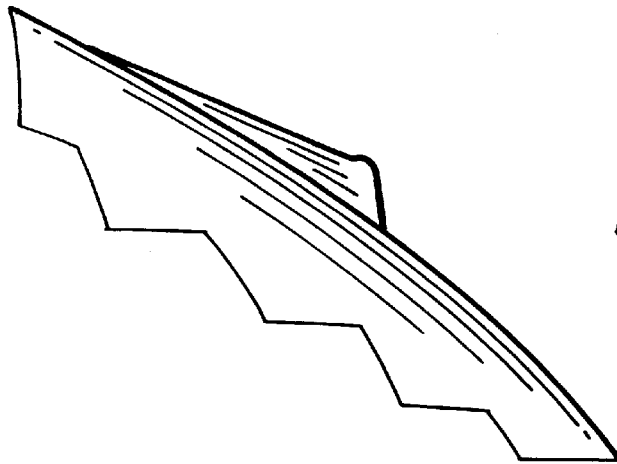


FIG. 2

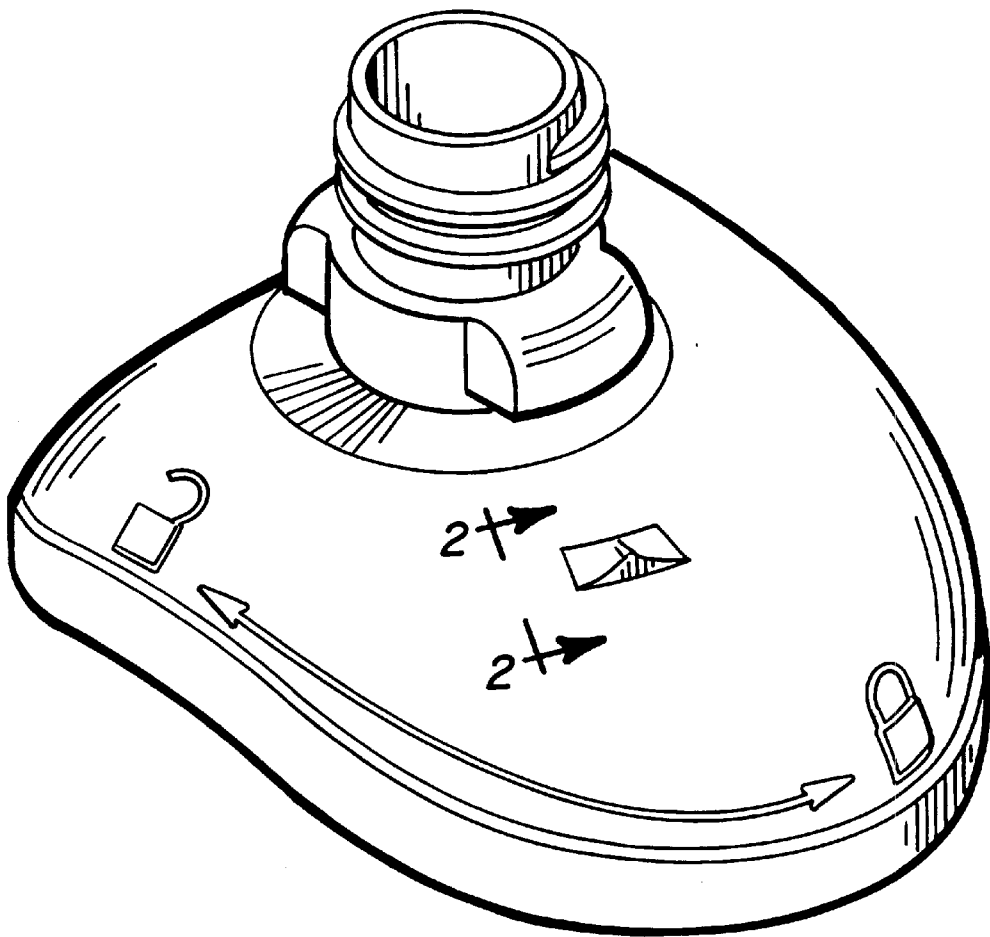


FIG. 1