



US00D519969S

(12) **United States Design Patent** (10) **Patent No.:** **US D519,969 S**
Sutherland et al. (45) **Date of Patent:** **** May 2, 2006**

(54) **HOUSING FOR A COMMUNICATION DEVICE OR SIMILAR ARTICLE**
(75) Inventors: **Tim J. Sutherland**, Gurnee, IL (US);
Timothy E. McKeown, Glen Ellyn, IL (US); **Marc Walliser**, Milan (IT)

(73) Assignee: **Motorola, Inc.**, Schaumburg, IL (US)

(**) Term: **14 Years**

(21) Appl. No.: **29/220,524**

(22) Filed: **Dec. 30, 2004**

(51) **LOC (8) CL.** **14-03**

(52) **U.S. CL.** **D14/138**

(58) **Field of Classification Search** D14/137,
D14/138, 147-148, 247-248, 144, 341-347;
379/433.01-433.13, 434; D21/517; 455/575.3,
455/566, 575.1; 345/169

See application file for complete search history.

(56) **References Cited**

U.S. PATENT DOCUMENTS

D468,713 S	*	1/2003	Lee et al.	D14/138
D476,302 S	*	6/2003	Hwang et al.	D14/138
D476,968 S	*	7/2003	Yokoyama	D14/138
D478,056 S	*	8/2003	Koo et al.	D14/138
D485,818 S	*	1/2004	Yabe et al.	D14/138
D487,439 S	*	3/2004	Arnholt et al.	D14/138
D487,444 S	*	3/2004	Yoon	D14/138
D491,547 S	*	6/2004	Cho	D14/138
D491,907 S	*	6/2004	Ogawa	D14/138
D496,016 S	*	9/2004	Hoo	D14/138
D496,018 S	*	9/2004	Koo et al.	D14/138
D496,347 S	*	9/2004	Choi et al.	D14/191
D500,481 S	*	1/2005	Kim et al.	D14/138
D501,457 S	*	2/2005	Lee et al.	D14/138
D501,657 S	*	2/2005	Kim	D14/138
D501,851 S	*	2/2005	Watanabe et al.	D14/248
D502,161 S	*	2/2005	Kim et al.	D14/138
D504,406 S	*	4/2005	Cho et al.	D14/138
D505,124 S	*	5/2005	Takada	D14/138

D506,738 S	*	6/2005	Kim et al.	D14/138
D506,985 S	*	7/2005	Koo et al.	D14/138
D507,552 S	*	7/2005	Liang	D14/138
D508,030 S	*	8/2005	Jeoung et al.	D14/138
D508,032 S	*	8/2005	Kim et al.	D14/138
D508,034 S	*	8/2005	Liao	D14/138
D508,035 S	*	8/2005	Kim et al.	D14/138
D508,239 S	*	8/2005	Kim et al.	D14/138
D508,474 S	*	8/2005	Ribeiro et al.	D14/138
D508,685 S	*	8/2005	Kim et al.	D14/138
D509,495 S	*	9/2005	Ribeiro et al.	D14/138
D509,816 S	*	9/2005	Kim et al.	D14/138
2004/0109559 A1	*	6/2004	Lee	379/433.04
2004/0142718 A1	*	7/2004	Kim	455/550.1
2005/0003852 A1	*	1/2005	Song	455/550.1

FOREIGN PATENT DOCUMENTS

JP	1188710	*	10/2003
WO	DM064560	*	10/2003
WO	DM/066630	*	5/2005

* cited by examiner

Primary Examiner—Jeffrey Asch

(74) *Attorney, Agent, or Firm*—Randell S. Vaas

(57) **CLAIM**

The ornamental design for a housing for a communication device or similar article, as shown and described.

DESCRIPTION

FIG. 1 is a perspective view of an ornamental design of a housing for a communication device or similar article.

FIG. 2 is a front view thereof.

FIG. 3 is a back view thereof.

FIG. 4 is a first side view thereof.

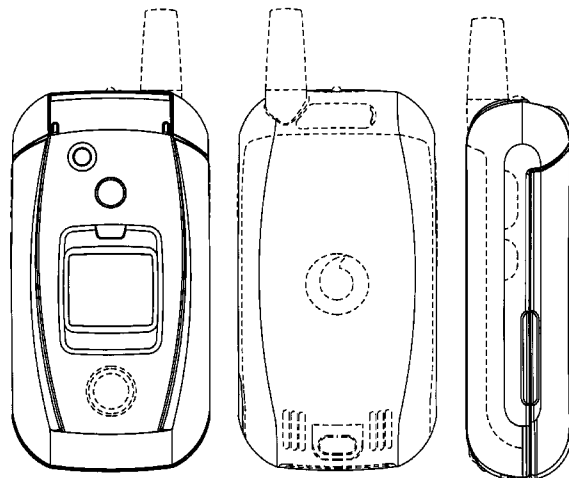
FIG. 5 is a second side view thereof.

FIG. 6 is a top view thereof; and,

FIG. 7 is a bottom view thereof.

The broken lines are included for the purposes of illustrating environmental elements only and form no part of the claimed design.

1 Claim, 4 Drawing Sheets



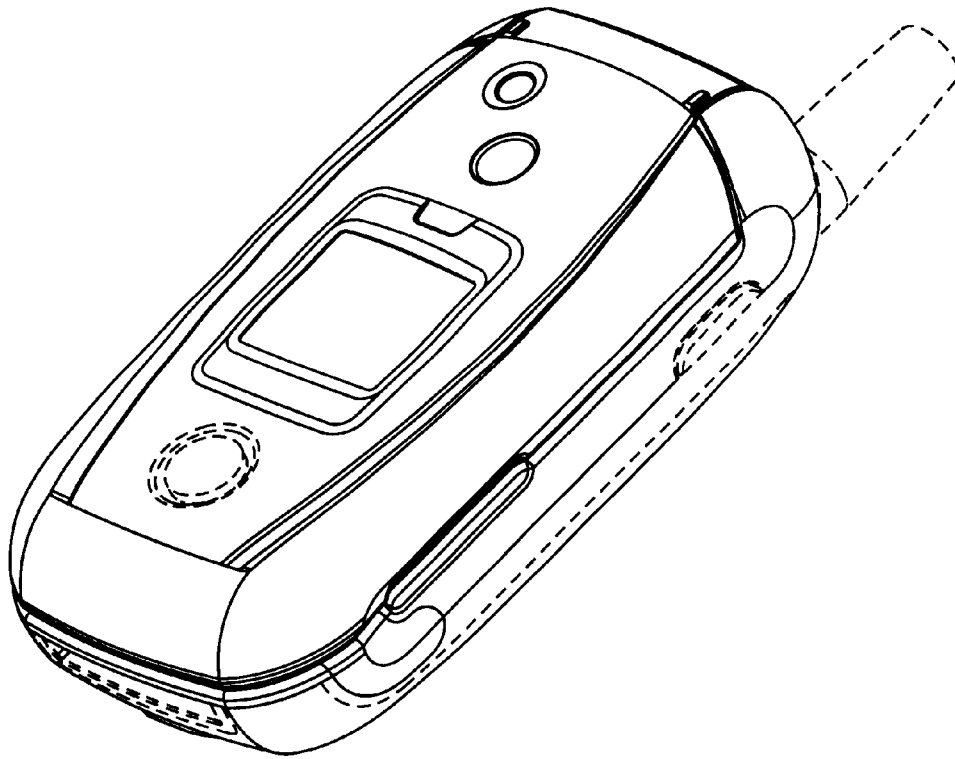


FIG. 1

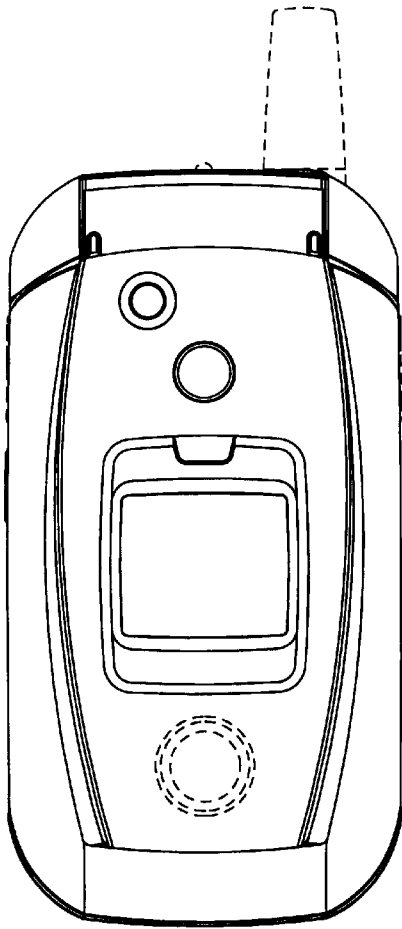


FIG. 2

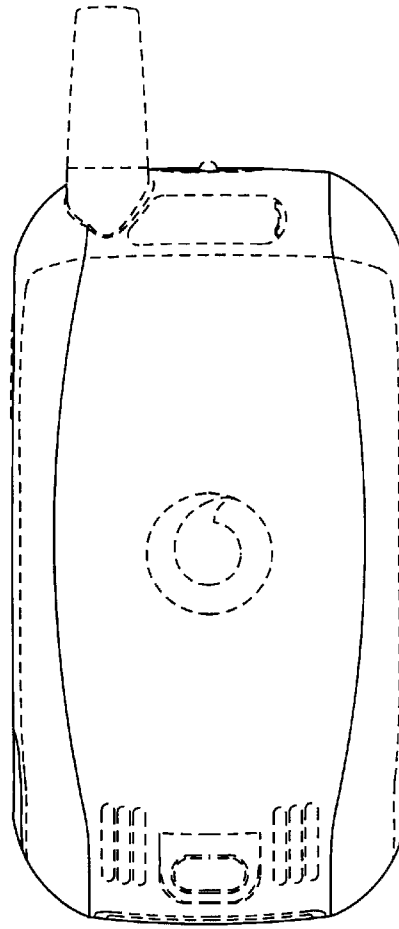


FIG. 3

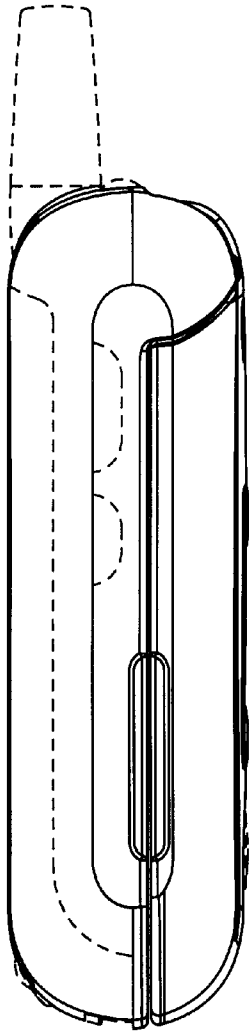


FIG. 4



FIG. 5

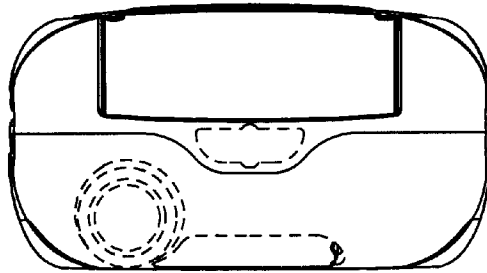


FIG. 6




FIG. 7