



US00D536144S

(12) **United States Design Patent**  
Seo et al.

(10) **Patent No.:** **US D536,144 S**

(45) **Date of Patent:** **\*\* Jan. 30, 2007**

(54) **DRUM TYPE WASHING MACHINE**

(75) Inventors: **Bo Won Seo**, Gyeonggi-do (KR); **Yun Tae Jung**, Seoul (KR); **Hyon I Kim**, Gyeonggi-do (KR)

(73) Assignee: **LG Electronics Inc.**, Seoul (KR)

(\*\*) Term: **14 Years**

(21) Appl. No.: **29/231,422**

(22) Filed: **Jun. 6, 2005**

(30) **Foreign Application Priority Data**

Dec. 7, 2004 (KR) ..... 30-2004-0037426

(51) **LOC (8) Cl.** ..... **15-05**

(52) **U.S. Cl.** ..... **D32/6**

(58) **Field of Classification Search** ..... D32/1,  
D32/5-10, 25, 28; 68/3 R, 5 R, 12.01; 34/523-524;  
312/31

See application file for complete search history.

(56) **References Cited**

**U.S. PATENT DOCUMENTS**

D477,898 S \* 7/2003 Geyer ..... D32/6

D490,946 S \* 6/2004 Suh et al. .... D32/6

D491,324 S \* 6/2004 Kim et al. .... D32/6

D518,251 S \* 3/2006 Kwon et al. .... D32/6

D519,248 S \* 4/2006 Kim et al. .... D32/6

D520,194 S \* 5/2006 Kwon et al. .... D32/6

D520,686 S \* 5/2006 Jeon et al. .... D32/6

\* cited by examiner

*Primary Examiner*—Louis S. Zarfes

*Assistant Examiner*—Kathleen Sims

(74) *Attorney, Agent, or Firm*—Birch, Stewart, Kolasch & Birch, LLP.

(57) **CLAIM**

The ornamental design for a drum type washing machine, as shown and described.

**DESCRIPTION**

FIG. 1 is a perspective view of a drum type washing machine showing our new design;

FIG. 2 is a front view thereof;

FIG. 3 is a rear view thereof;

FIG. 4 is a left side view thereof;

FIG. 5 is a right side view thereof;

FIG. 6 is a top plan view thereof; and,

FIG. 7 is a bottom plan view thereof.

**1 Claim, 6 Drawing Sheets**




FIG. 1




FIG. 2

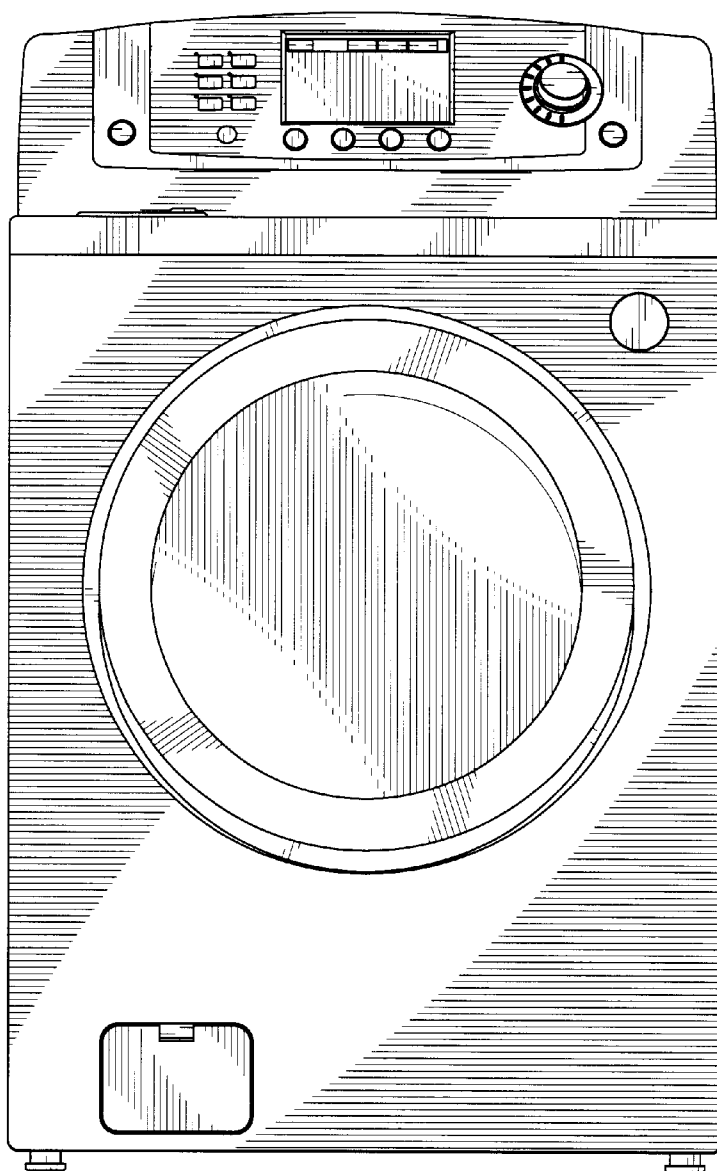


FIG. 3




FIG. 4




FIG. 5




FIG. 6

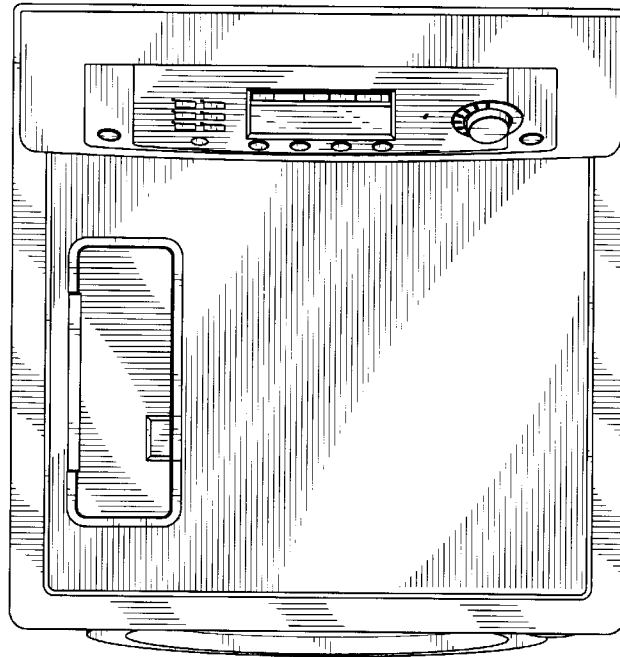


FIG. 7

