



INTERNATIONAL APPLICATION PUBLISHED UNDER THE PATENT COOPERATION TREATY (PCT)

<p>(51) International Patent Classification ⁶ : C07D 285/10, C07K 5/062, A61K 31/41, 38/05</p>	<p>A1</p>	<p>(11) International Publication Number: WO 98/21193</p> <p>(43) International Publication Date: 22 May 1998 (22.05.98)</p>
<p>(21) International Application Number: PCT/EP97/06311</p> <p>(22) International Filing Date: 12 November 1997 (12.11.97)</p> <p>(30) Priority Data: MI96A002368 14 November 1996 (14.11.96) IT</p> <p>(71) Applicant (for all designated States except US): NICOX S.A. [FR/FR]; 45, avenue Kléber, F-75116 Paris (FR).</p> <p>(72) Inventor; and (75) Inventor/Applicant (for US only): DEL SOLDATO, Piero [IT/IT]; Via Toti, 22, I-20052 Monza (IT).</p> <p>(74) Agents: SAMA, Daniele et al.; Sama Patents, Via G.B. Morgagni, 2, I-20129 Milano (IT).</p>		<p>(81) Designated States: AL, AU, BB, BG, BR, CA, CN, CZ, EE, GE, HU, IL, IS, JP, KP, KR, LK, LR, LT, LV, MG, MK, MN, MX, NO, NZ, PL, RO, RU, SG, SI, SK, TR, TT, UA, US, UZ, VN, ARIPO patent (GH, KE, LS, MW, SD, SZ, UG, ZW), Eurasian patent (AM, AZ, BY, KG, KZ, MD, RU, TJ, TM), European patent (AT, BE, CH, DE, DK, ES, FI, FR, GB, GR, IE, IT, LU, MC, NL, PT, SE), OAPI patent (BF, BJ, CF, CG, CI, CM, GA, GN, ML, MR, NE, SN, TD, TG).</p> <p>Published <i>With international search report. Before the expiration of the time limit for amending the claims and to be republished in the event of the receipt of amendments.</i></p>
<p>(54) Title: ANTITHROMBOTIC ORGANIC NITRATES</p>		
<p>(57) Abstract</p> <p>Compounds, or their compositions, of the general formula: A-(X₁-NO₂)₁₀ or their salts, for the preparation of medicaments for antithrombotic application, where: to is an integer equal to 1 or 2; X₁ is an alkylene connecting bridge, A is the residue of cardiovascular products, preferably timolol or enalapril.</p>		

FOR THE PURPOSES OF INFORMATION ONLY

Codes used to identify States party to the PCT on the front pages of pamphlets publishing international applications under the PCT.

AL	Albania	ES	Spain	LS	Lesotho	SI	Slovenia
AM	Armenia	FI	Finland	LT	Lithuania	SK	Slovakia
AT	Austria	FR	France	LU	Luxembourg	SN	Senegal
AU	Australia	GA	Gabon	LV	Latvia	SZ	Swaziland
AZ	Azerbaijan	GB	United Kingdom	MC	Monaco	TD	Chad
BA	Bosnia and Herzegovina	GE	Georgia	MD	Republic of Moldova	TG	Togo
BB	Barbados	GH	Ghana	MG	Madagascar	TJ	Tajikistan
BE	Belgium	GN	Guinea	MK	The former Yugoslav Republic of Macedonia	TM	Turkmenistan
BF	Burkina Faso	GR	Greece			TR	Turkey
BG	Bulgaria	HU	Hungary	ML	Mali	TT	Trinidad and Tobago
BJ	Benin	IE	Ireland	MN	Mongolia	UA	Ukraine
BR	Brazil	IL	Israel	MR	Mauritania	UG	Uganda
BY	Belarus	IS	Iceland	MW	Malawi	US	United States of America
CA	Canada	IT	Italy	MX	Mexico	UZ	Uzbekistan
CF	Central African Republic	JP	Japan	NE	Niger	VN	Viet Nam
CG	Congo	KE	Kenya	NL	Netherlands	YU	Yugoslavia
CH	Switzerland	KG	Kyrgyzstan	NO	Norway	ZW	Zimbabwe
CI	Côte d'Ivoire	KP	Democratic People's Republic of Korea	NZ	New Zealand		
CM	Cameroon			PL	Poland		
CN	China	KR	Republic of Korea	PT	Portugal		
CU	Cuba	KZ	Kazakstan	RO	Romania		
CZ	Czech Republic	LC	Saint Lucia	RU	Russian Federation		
DE	Germany	LI	Liechtenstein	SD	Sudan		
DK	Denmark	LK	Sri Lanka	SE	Sweden		
EE	Estonia	LR	Liberia	SG	Singapore		

ANTITHROMBOTIC ORGANIC NITRATES

The present invention relates to new products having an antithrombotic activity.

Cyclooxygenase (COX)-inhibiting anti-inflammatory products are known from previous patent applications in the name of the Applicant. See in particular the published patent applications WO 94/04484, WO 94/12463, WO 95/09831, WO95/30641. These patent applications referred to non-steroid anti-inflammatory products with a non-acid ending and to those with an acid ending mentioned as products known in the art.

Said products showed a much lower toxicity level compared to the reference products not containing group $-\text{ONO}_2$.

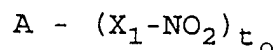
The need for available products having an antithrombotic activity combined with lower toxicity in long term treatment was felt. In particular, the efficacy and safety of antithrombotic agents are closely related and research is aiming to find out new molecules with an increased therapeutic index, i.e. with improved efficacy and reduced toxicity (Goodman & Gilman: "The pharmacological basis of therapeutics", Ed. J. Hardman, L. Limbrid, page 1357, 1996).

It was unexpectedly and surprisingly found that the products of the invention as defined below are effective in inhibiting platelet aggregation induced by different kinds

of stimuli, in particular collagen and thrombin, and at the same time exhibit high safety in general, in particular a high gastric safety, without causing lesions to the gastrointestinal mucosa in the treated animals.

The results of the present invention are much more surprising considering that the new classes of products of the invention are not cyclooxygenase (COX) inhibiting products and, therefore, they cannot be drawn in any way from the products described in the known art, in particular in the above patents.

A subject of the present invention are the compounds, or their compositions, of the general formula:



or their salts, for use as medicaments, in particular as antithrombotic agents since they are effective in inhibiting platelet aggregation, where:

t_0 is an integer equal to 1 or 2;

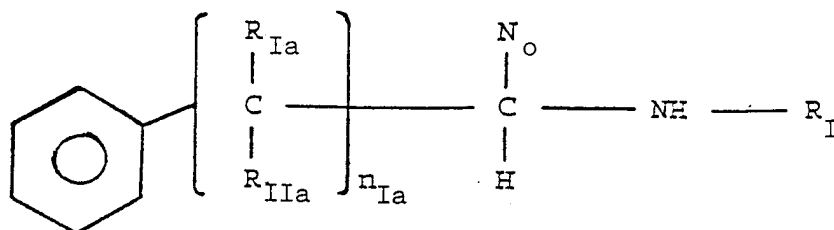
$A = RN_0$ where $N_0 = (COX_u)_t^-$ or $COON_1$ where t is an integer equal to zero or 1; u is an integer equal to 0 or 1;

$X = O, NH, NR_{1c}$ where R_{1c} is a linear or branched alkyl having from 1 to 10 carbon atoms; N_1 is a linear or branched alkyl having from 1 to 10 carbon atoms or hydrogen;

R is chosen from the following groups:

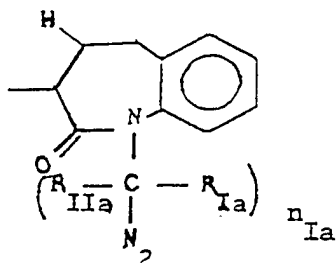
* Group A)

Ia)

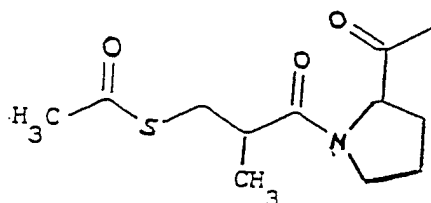


where R_{Ia} and R_{IIa} are equal or different one from the other and are H or a linear or whenever possible branched alkyl having from 1 to 3 C atoms, preferably $R_{Ia} = R_{IIa} = H$; n_{Ia} is an integer from 1 to 6, preferably from 2 to 4;

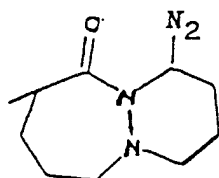
R_I can be:



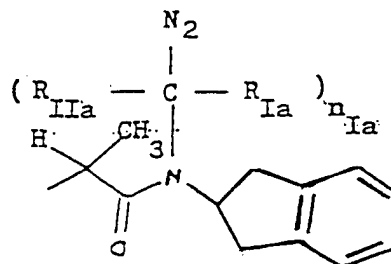
(X)



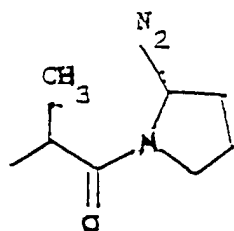
(XI)



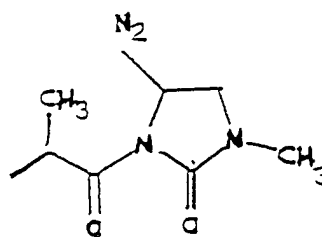
(XII)



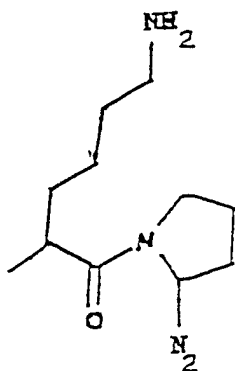
(XIII)



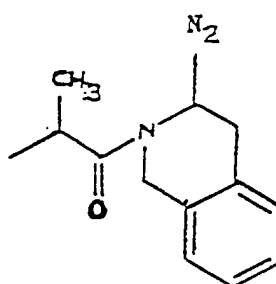
(XIV)



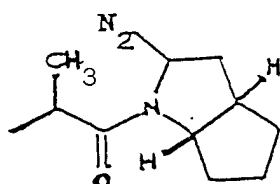
(XV)



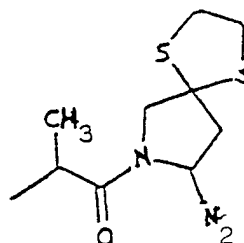
(XVI)



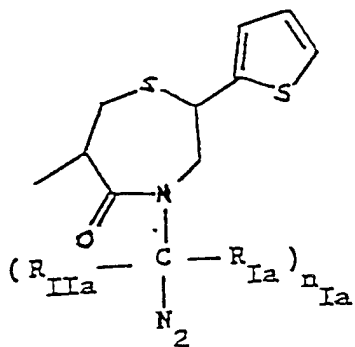
(XVII)



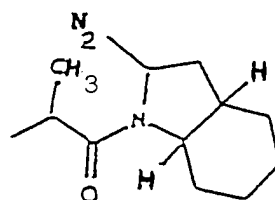
(XVIII)



(XIX)



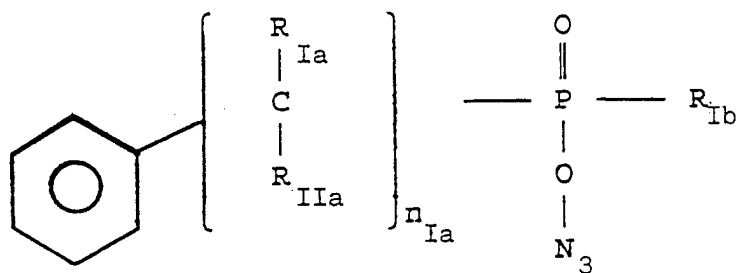
(XX)



(XXI)

where N_2 has the same meaning as N_0 ; at least one of the groups N_0 or N_2 having one free valence capable of binding to X_1 , (that is, $t = 1$),

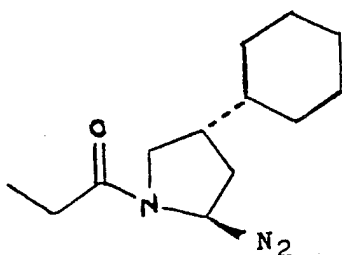
Ib)



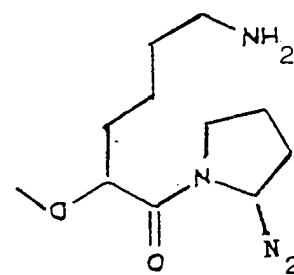
R_{Ia} , R_{IIa} , n_{Ia} are as defined in Ia;

N_3 is H, $(CH_3)_2CH-CH-OCOCH_2CH_3$, or a free valence to which X_1 binds (that is, N_3 is absent);

R_{Ib} is chosen from:



V)

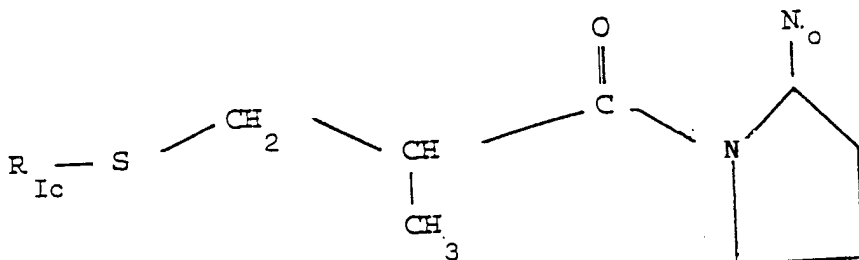


VI)

N_2 is as above defined, where at least one of the groups N_3 or N_2 has a free valence capable of binding to X_1 (when it is N_2 , $t = 1$);

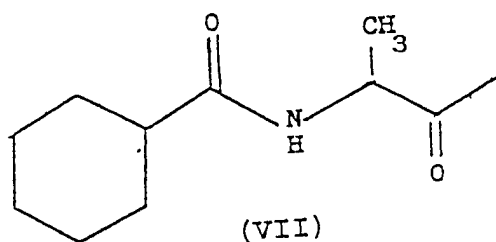
N_2 , $t = 1$);

Ic) where $t = 1$

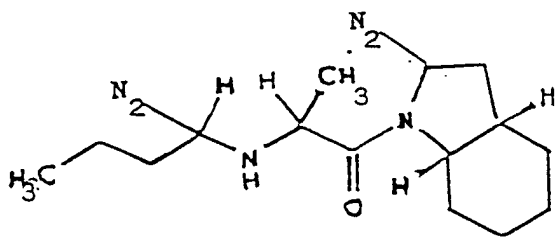


where N_o is as above defined where $t = 1$, i.e. it has a free valence capable of binding to X_1 ;

R_{Ic} is chosen from H, $-COCH_3$, or



Id)

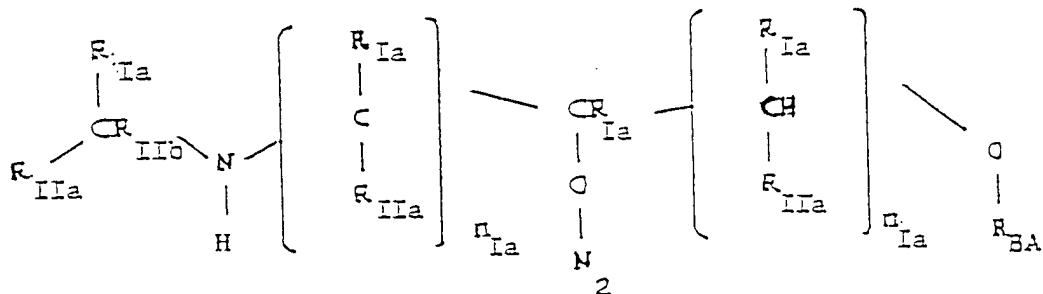


where N_2 is as defined, and at least one of the groups N_2 has a free valence ($t = 1$) capable of binding to X_1 ;

* Group B

where $t = 1$ and $u = 0$;

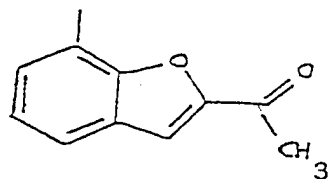
IIa)



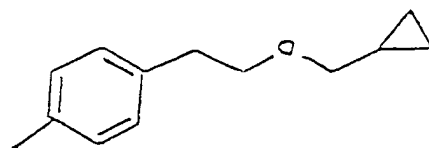
where R_{Ia} , R_{IIa} are as defined in Ia);

R_{IIb} has the meaning of R_{Ia} ;

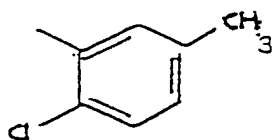
R_{BA} is chosen from:



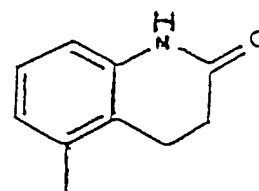
L)



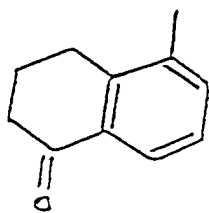
LI)



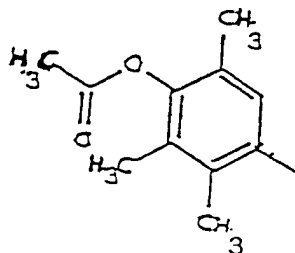
LII)



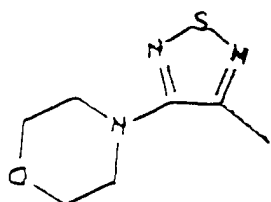
LIII)



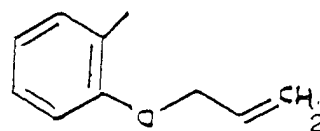
LIV)



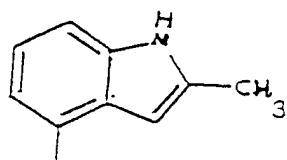
LV)



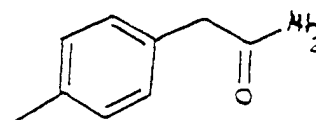
LVI)



LVII)

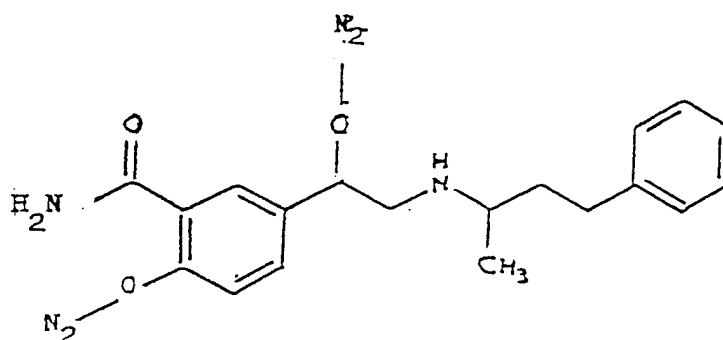


LVIII)



LIX)

I Ib)

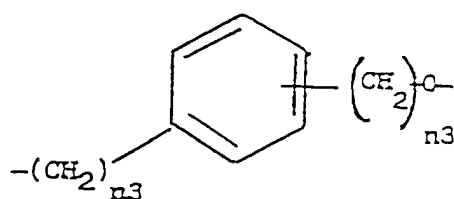


where, in group B), N_2 is as above defined and at least one of the N_2 groups has a free valence capable of binding to X_1 , (that is, at least one N_2 substituent has $t = 1$;

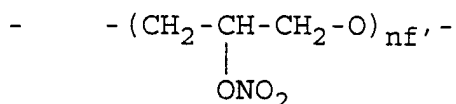
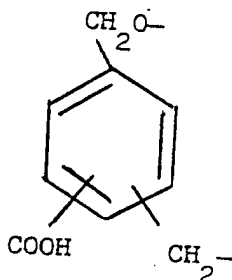
X_1 is a bivalent connecting bridge chosen from the following:

- YO where Y is a linear or whenever possible branched C_1 - C_{20} alkylene, preferably having from 2 to 5 carbon atoms, or an optionally substituted cycloalkylene having from 5 to 7 carbon atoms;

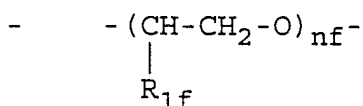
- Y_1 chosen from



where n_3 is an integer from 0 to 3;



where nf' is an integer from 1 to 6, preferably from 2 to 4;



where $R_{1f} = \text{H}, \text{CH}_3$ and nf is an integer from 1 to 6; preferably from 2 to 4.

The compounds which may be mentioned, and which are the preferred compounds, are those listed below where R can be obtained by the processes known in the art.

For example, the compounds and processes described in The Merck Index, Ed. 12 of 1996, herein fully incorporated by reference, can be mentioned as precursors and related processes. The precursors (according to the Merck nomenclature) as those shown below, where the various substituents shown in the formulas of group A) and group B) are as defined in the compounds listed: Alacepril, Benazepril, Captopril, Ceronapril, Cilazapril, Delapril, Enalapril, Enalapri-

lat, Fosinapril, Imidapril, Lisinopril, Quinapril, Ramipril, Spirapril, Temocapril, Trandolapril, Moveltipril, Perindopril, Befunolol, Betaxolol, Bupranolol, Carteolol, Levobunolol, Metipranolol, Timolol, Oxprenolol, Mepindolol, Atenolol, Labetalol.

The connecting bridges X_1 as above defined can be obtained using the methods from the known art or modifying the known methods by introducing X_1 bridges when these are different from the connecting bridges described in the mentioned patents by processes known in the art. In general, the connection between A and X_1 is, as seen, of an ester or amide type (NH or NR_{1C} , as defined in X). Any synthetic route well known for forming these bonds can be used.

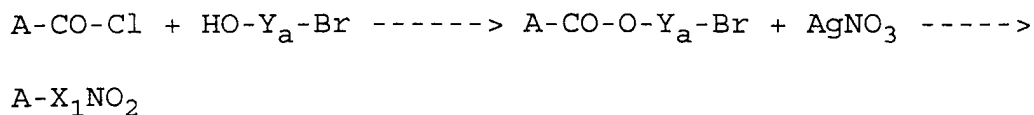
In the case of esters, the most direct synthetic route includes reaction of acyl chlorides $A-CO-Cl$, or $A-(CO-Cl)_2$, in halogen alcohols of the type $HO-Y_a-Cl$, $HO-Y_a-Br$, $HO-Y_a-I$, where Y_a is equal to Y or Y_1 as above defined without the oxygen atom $\sim O-$, in experimental conditions which are part of the known art.

The reaction products of formula $A-CO-O-Y_a-Cl(Br, I)$ can also be obtained by reacting the sodium or potassium salts of said acids $A-CO-OH$ with di-halogen derivatives of the general formula Y_aCl_2 , Y_aBr_2 or Y_aI_2 .

The reaction products are converted into the final pro-

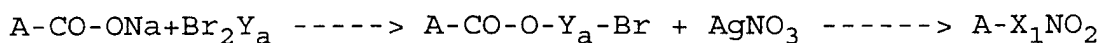
ducts by reaction with AgNO_3 in acetonitrile according to processes known in the prior art.

The general scheme is as follows:



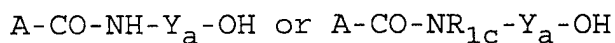
where $\text{X}_1 = \text{Y}_a\text{O}$.

The general scheme can also be as follows:



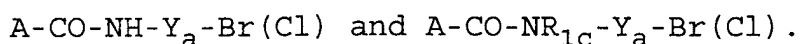
where $\text{X}_1 = \text{Y}_a\text{O}$.

In the case of amides, the synthetic sequence includes reaction of the same acyl chlorides A-CO-Cl with amino alcohols of the general formula $\text{NH}_2\text{-Y}_a\text{-OH}$ or $\text{NHR}_{1c}\text{-Y}_a\text{-OH}$ to give amides of the general formula:



in accordance with known methods.


Reaction of these amides with halogenating agents such as, for example, PCl_5 , PBr_3 , SOCl_2 , etc, leads to halogen derivatives of the general formula:



By reaction with AgNO_3 in acetonitrile according to known literature methods said latter products lead to the final products AX_1NO_2 .

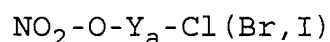
The sequence may be represented as follows:





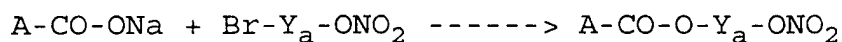
where Y_aO is X_1 .

An alternative route to ester formation is reaction of the sodium or potassium salts of acids with the nitric esters of halogen alcohols of the general formula:



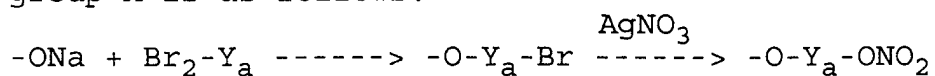
to give directly the products of the invention.

The reaction scheme is as follows:



where Y_aO is X_1 .

Other synthetic routes similar to those described above are the ones where dihalogen derivative Br_2Y_a is reacted with enolates. The reaction products are then converted by reaction with $AgNO_3$ in acetonitrile according to the above reaction. The general scheme shown for an $-OH$ belonging to group A is as follows:



A general method for the $-OH$ group is described in Example 1 only for illustrative purposes.

The processes to obtain these connecting groups X_1 are described in patent application WO 95/30641 herein fully incorporated by reference.

The products of the invention as described above are novel as medicaments in general. In particular they are no-

vel for their antithrombotic activity and are also novel as compounds as such.

Additional pharmaceutical uses which can be mentioned for the products of the invention are, for example, their antihypertensive activity (e.g. arterial hypertension, glaucoma) and their cardioprotective activity (e.g. angina pectoris, cardiac failure, coronary ischaemia).

As to antihypertensive activity, it should be noted that the products of the invention showed an extremely satisfactory pharmaco-therapeutic profile with improved efficacy compared to the precursors which do not contain group $-ONO_2$ and, at the same time, showed superior safety.

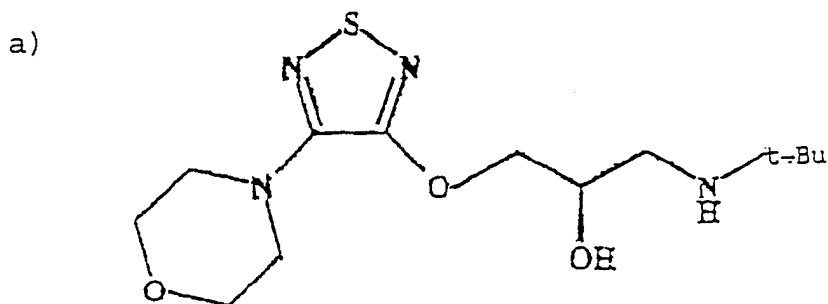
It should also be noted that the products of the invention exhibit an antihypertensive activity combined with an antithrombotic activity. This is an outstanding benefit in the treatment of cardiovascular disease in general since the purpose of any therapeutical approach is to ensure to the patient an altogether reduced risk of cardiovascular disease, such as myocardial or cerebral infarction and atherosclerosis (Goodman & Gilman "The pharmacological basis of therapeutics", Ed.J.Hardman, L. Limbrid, pages 747, 1354-7, 1996).

The following examples are being provided as an explanation not a limitation of the present invention.

EXAMPLESEXAMPLE 1: Chemical synthesis and characterization of NO-timolol (NO-TIM)

Synthesis of (R)-(4-nitroso)butanoate of 1-[(1,1-dimethyl)amino]-3-[4-(4-morpholinyl)-1,2,5-thiadiazol-3-yl]oxy}-2-propyl maleate.

The starting point is timolol maleate (a commercial product), the timolol having the general formula

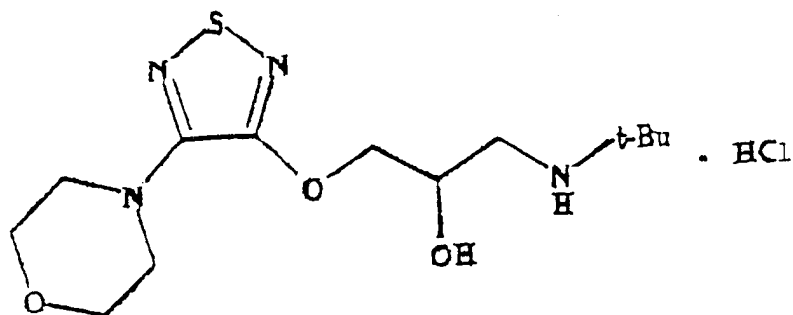


(S)-1-[(1,1-dimethylethyl)amino]-3-[4-(4-morpholinyl)-1,2,5-thiadiazol-3-yl]oxy}-2-propanol.

Timolol maleate (2.0 g) was treated with a solution of 10% NaOH (30 ml). 30 ml of CH_2Cl_2 were added and then the phases were separated. The aqueous phase was extracted several times with CH_2Cl_2 . The pooled organic phases were dried (Na_2SO_4) and the solvent evaporated at reduced pressure. 1.4 g of pure product were obtained (yield 96%).

^1H NMR (300 MHz CDCl_3 : δ 1.05 (9H, s, 3 CH_3), 2.7 (2H, 2dd, $\text{CH}_2\text{-NH}$), 3.5 (4H, m, morpholine), 3.8 (4H, t, morpholine), 3.85 (1H, m, CH), 4.4 (2H, 2dd, O- CH_2).

b)

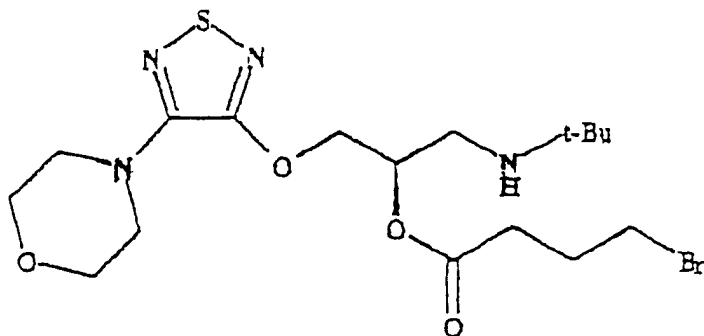


(S)-1-[(1,1-dimethylethyl)amino]-3-[[4-(4-morpholinyl)-1,2,5-thiadiazol-3-yl]oxy]-2-propanol hydrochloride.

0.8 ml of a 7M HCl solution in isopropanol was added dropwise to a magnetically stirred solution of timolol (1.4 g) in isopropanol (30 ml). The solution was stirred for 30 minutes. The reaction mixture was freed of the solvent at reduced pressure. 1.47 g of pure product was obtained (yield 91%).

^1H NMR (300 MHz CDCl_3): δ 1.45 (9H, s, 3 CH_3), 3.05 (2H, 2dd, $\text{CH}_2\text{-NH}$), 3.5 (4H, t, morpholine), 3.8 (4H, t, morpholine), 4.5 (2H, d, O- CH_2), 4.55 (1H, m, CH).

c)



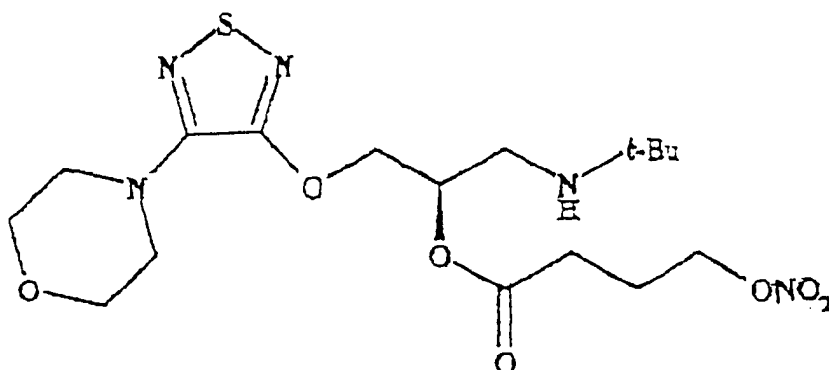
(R)-(4-bromo)butanoate of 1-[(1,1-dimethylethyl)amino]-3-[[4-(4-morpholinyl)-1,2,5-thiadiazol-3-yl]oxyl]-2-propyl

4-Bromobutyryl chloride (0.4 ml) was added dropwise in a nitrogen atmosphere to a magnetically stirred solution of timolol hydrochloride (0.82 g) in CHCl_3 dried over P_2O_5

(20 ml). Stirring was continued for 4 days. The reaction mixture was then freed of the solvent at reduced pressure. The residue was chromatographed on silica gel using diethyl ether with 3% Et₃N as an eluant. 0.830 g of pure product was obtained from the intermediate fractions (yield 78%).

¹H NMR (300 MHz CDCl₃): δ 1.05 (9H, s, 3-CH₃), 2.05 (2H, m, COCH₂-CH₂-CH₂-ONO₂), 2.5 (2H, m, COCH₂-CH₂CH₂-ONO₂), 2.8 (2H, d, CH₂-NH), 3.5 (6H, m, morpholine, CH₂-Br), 3.8 (4H, t, morpholine), 4.65 (2H, 2dd, O-CH₂), 5.25 (1H, m, CH).

d)



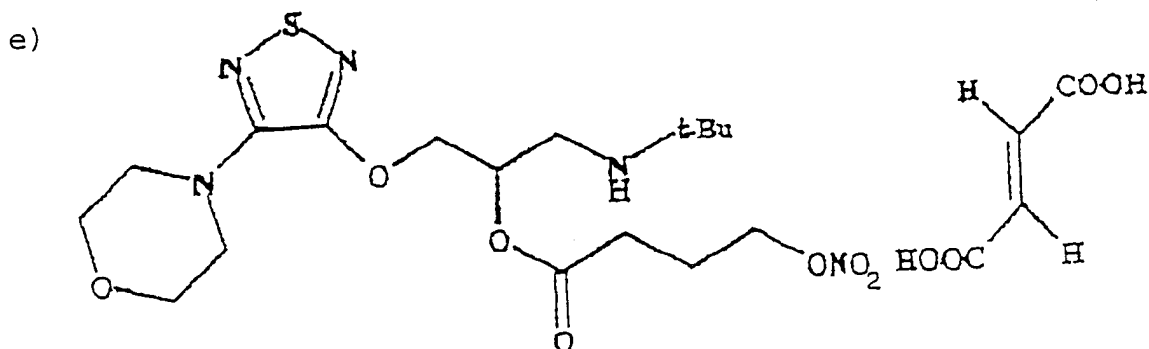
(R)-(nitroxy)butanoate of 1-[(1,1-dimethylethyl)amino]-3-{[4-(4-morpholinyl)-1,2,5-thiadiazol-3-yl]oxy}-2-propyl.

A solution of AgNO₃ (0.450 g) in CH₃CN (5 ml) was added dropwise at ambient temperature to a magnetically stirred solution of timolol (4-bromo)butanoate (0.830 g) in CH₃CN (10 ml). The temperature was progressively raised up to 60°C and reaction was continued for 24 hours. The reaction mixture was freed of the solvent at reduced pressure. The residue

was chromatographed on silica gel using diethyl ether with 3% Et₃N as an eluant. 0.51 g of pure product was obtained from the first fractions (yield 64%)

¹H NMR (300 MHz CDCl₃): δ 1.05 (9H, s, 3CH₃), 2.05 (2H, m, COCH₂-CH₂-CH₂-ONO₂), 2.5 (2H, 2t, COCH₂-CH₂-CH₂-ONO₂), 2.8 (2H, d, CH₂-NH), 3.5 (4H, m, morpholine), 3.8 (4H, t, morpholine), 4.5 (2H, t, -CH₂-ONO₂), 4.58 (2H, 2dd, O-CH₂), 5.25 (1H, m, CH).

MS: M⁺ 448



(R)-(4-nitroxy)butanoate of 1-[(1,1-dimethylethyl)amino]-3-[[4-(4-morpholinyl)-1,2,5-thiadiazol-3-yl]oxy]-2-propyl maleate.

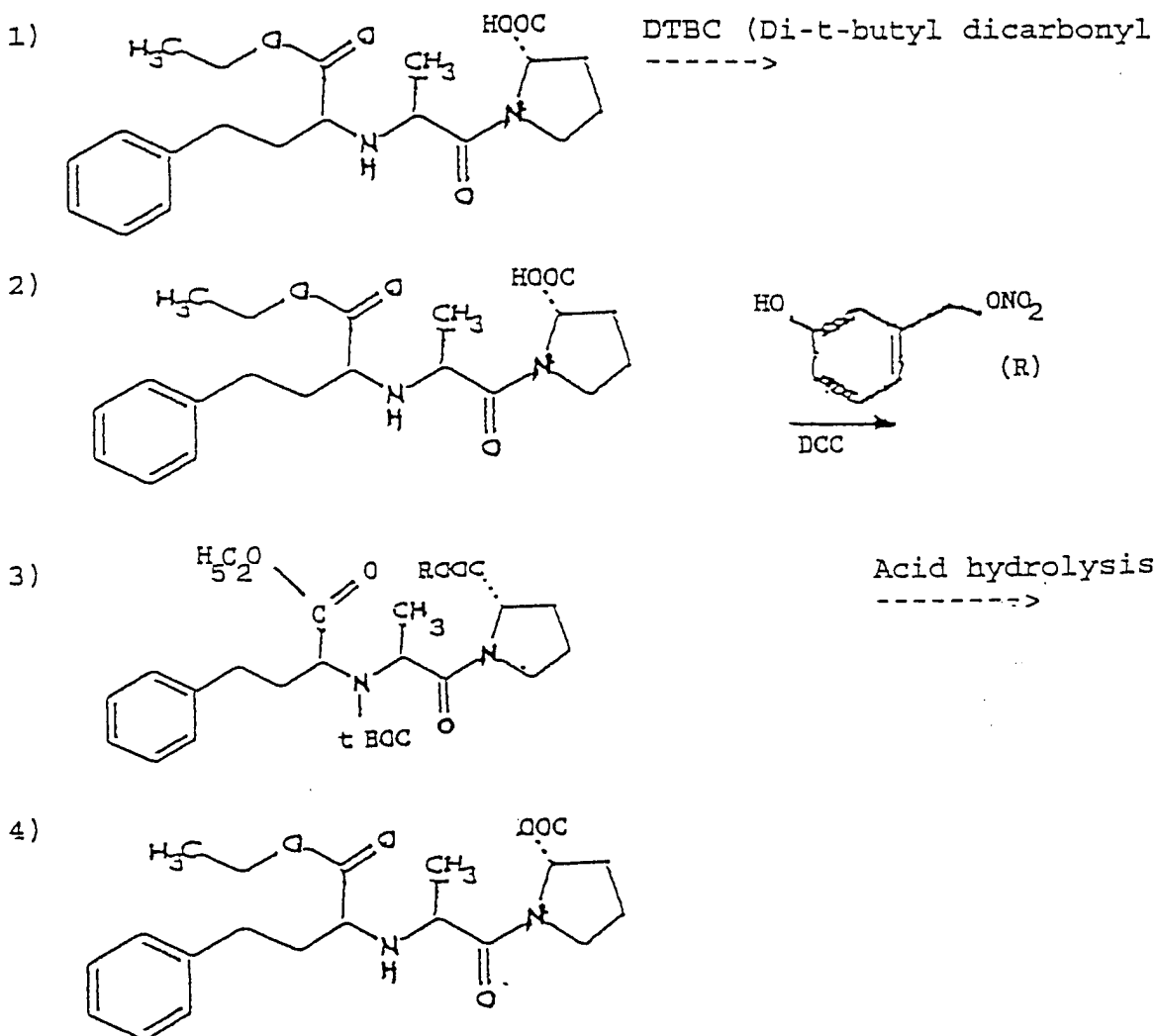
A solution of maleic acid (0.132 g) in acetone (5 ml) was added dropwise to a magnetically stirred solution of timolol (4-nitroxy)butanoate (0.50 g) in acetone (10 ml). Stirring was continued for 2 hours. The reaction mixture was freed of the solvent at reduced pressure. The crude residue was grounded with diethyl ether to give 0.5 g of a white solid (m.p. 133-136°C, yield 70%)

¹H NMR (300 MHz CDCl₃): δ 1.48 (9H, s, 3CH₃), 2.05 (2H, m, -

COCH₂-CH₂-CH₂-ONO₂), 2.58 (2H, 2td, COCH₂-CH₂-CH₂-ONO₂),
 3.3 (2H, 2m, CH₂-NH₂), 3.5 (4H, m, morpholine), 3.8 (4H, t, morpholine),
 4.5 (2H, t, CH₂-ONO₂) 4.7 (2H, 2dd, O-CH₂),
 5.55 (1H, m, CH), 6,47 (2H, s, maleic)

EXAMPLE 2A: Chemical synthesis and characterization of NO-
 enalapril (NO-ENA)

The reaction scheme is as follows:



Step 1

3 g of diterbutyldicarbonyl (DTBC) was added at ambient tem-

perature to a solution of 5 g of enalapril in 100 ml of dimethylformamide (DMF) and triethylamine (TEA) (2.76 g). The solution was stirred for 16 hours. Then the solution was washed twice with diluted HCl and water, extracted 3 times with 100 ml portions of ether. The dried and evaporated-off organic phases gave 3 g of a formula 2) product (an oil). In formula 2) tBOC = t-butyldicarbonyl.

Step 2

1.4 g of dicyclohexyl carbodiimide (DCC), and then 30 ml of a solution of 1.1 g of nitroxymethylphenol in CH_2Cl_2 , were added to 3 g of N-protected enalapril (a compound of formula 2) dissolved in 50 ml of methylene dichloride. The mixture was stirred overnight, dicyclohexylurea was filtered off and the solvent was evaporated off the dryness. The residue was chromatographed on silica gel 60 Merck using an ethyl acetate/hexane mixture. A fraction of 2 g of intermediate of formula 3), where R was the residue of nitroxymethylphenol without OH, was collected.

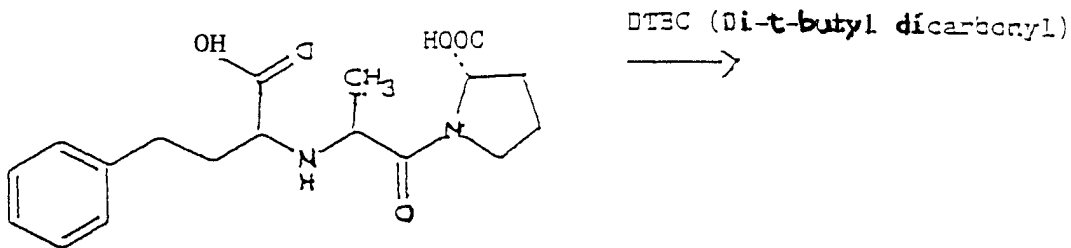
Step 3

1 g of the product of formula 3) was dissolved at 0°C in a 4N solution of 30 ml of dry HCl gas in ethyl acetate (ACO-Et) and stirred for 10 hours. The precipitate obtained was filtered and dried under vacuum 0.5 g of a product 4) was obtained.

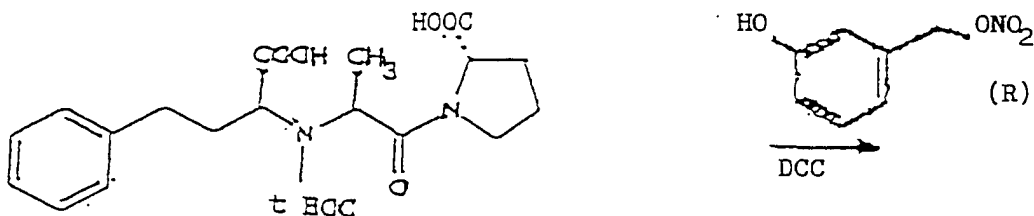
EXAMPLE 2B: Chemical synthesis and characterisation of NO-
enalaprilate (NO-ENP)

The reaction scheme is as follows:

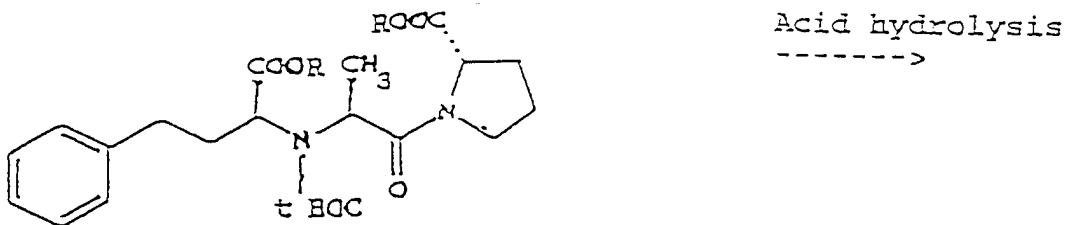
1)



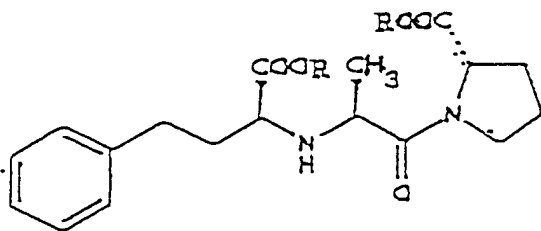
2)



3)



4)



Step 1:

3 g of di-tert-butyl dicarbonyl (DTBC) was added at ambient temperature to a solution of 5 g of enalaprilate in 100 ml of dimethylformamide (DMF) and triethylamine (TEA) (2.76 g). The solution was stirred for 16 hours. Then the solution

was washed twice with diluted HCl and water, extracted 3 times with 100 ml portions of ether. The dried and evaporated-off organic phases gave 3 g of a product 2) as an oil. In formula 2) tBOC = t-butyldicarbonyl.

Step 2:

2.75 g of dicyclohexyl carbodiimide (DCC), and then 30 ml of a solution of 2.25 g of nitroxymethylphenol, were added to 3 g of N-protected enalaprilate dissolved in 50 ml of methylene dichloride. The mixture was stirred overnight, dicyclohexylurea was filtered off and the solvent was evaporated off to dryness. The residue was chromatographed on silica gel 60 Merck using an ethylacetate/hexane mixture. A fraction of 3 g of intermediate product 3) was collected. R has the meaning as defined in Example 2A.

Step 3:

1 g of product 3) was dissolved at 0°C in a 4N solution of 30 ml of dry HCl gas in ACOEt and stirred for 10 hours. The precipitate obtained was filtered and dried under vacuum. 0.7 g of a product 4) was obtained.

EXAMPLE 3: Pharmacological studies

The products from Examples 1 and 2 had been administered in vivo always as 2%-by-weight suspensions in carboxymethyl cellulose.

The experimental groups were made up of 6 to 8 samples

to allow appropriate statistical evaluation, which was carried out when needed.

As far as acute toxicity for the compounds which are the object of the invention, it was evaluated after a single oral dose to groups of 10 mice each.

Death rate and presence of toxic symptoms were recorded during an observation period of 14 days. Even after a 50 mg/kg dose the animals showed no sign of apparent overt toxicity.

EXAMPLE 3A

STUDY OF ANTIPLATELET ACTIVITY

The ability of NO-ENA and NO-TIM to inhibit platelet aggregation was evaluated using an in vivo model as described by Pinon (J. Pharmacol. Methods 12,79,1989). 5 groups of male Wistar rats (200 to 250 g) received an oral daily dose of 10 mg/kg of respectively, NO-ENA, enalapril, NO-TIM, timolol or vehicle for 5 days. At an appropriate time on the fourth day food (but not water) was withdrawn. 18 to 20 hours later the animals received the last treatment. One hour later the animals were anaesthetized with 10% urethane (1 mg/kg intraperitoneally) and the left jugular vein and right carotid artery were cannulated. Collagen (type 6, Sigma) was then administered intravenously at a dose of 2 mg/kg. Three minutes later two blood samples (A and B) were colle-

cted from the carotid artery using 2.5-ml plastic syringes in the following manner: sample A, 0.4 ml of blood in 1.6 ml of EDTA/formalin buffer (EDTA tetrasodium salt 24 mM, KH_2PO_4 1.3 mM, Na_2PO_4 13.4 mM), the samples were then transferred into 5-ml polystyrene test tubes and allowed to settle for 15 minutes at ambient temperature. After this time, the platelet aggregations in sample A were fixed in formalin, while those from sample B were treated with EDTA. Platelet count was then made in each sample using a conventional microscope. The count for sample B was the total number of platelets, while for sample A were considered only non-aggregated platelets. The results were expressed as per-cent aggregation, calculated as follows: $\{ [1 - (\text{platelet count in sample A}) / (\text{platelet count in sample B})] \times 100 \}$. The results were expressed as per-cent inhibition of the control group (vehicle) and shown in Table 1.

TABLE 1

STUDY OF ANTIPLATELET ACTIVITY OF NO-ENA OR NO-TIM VERSUS ENALAPRIL OR TIMOLOL IN RATS

COMPOUND	ANTIPLATELET ACTIVITY (%)
NO-ENA	65
NO-TIM	58
ENALAPRIL	15
TIMOLOL	2

As shown in Table 1, differently from the reference products, the nitroderivatives of the invention were able to inhibit aggregation induced by collagen.

EXAMPLE 3B: STUDY OF ANTITHROMBOTIC ACTIVITY

5 groups of male Charles River rats of the Swiss strain, 15 to 20 g, received a daily oral dose of 10 mg/kg of, respectively, NO-ENA, enalapril, NO-TIM, timolol or vehicle for 5 days. At an appropriate time on the fourth day food (but not water) was withdrawn. 18 to 20 hours later the animals received the last treatment. One hour later the animals were injected into the caudal vein with 0.1 ml of a collagen (type 6, Sigma) mixture plus adrenaline hydrochloride (100 μ M) diluted in a solution of 0.154 M sodium chloride. As previously explained (Cirino G. et al., Thrombosis Research 79, 73, 1995), injection of this mixture caused death within 3 minutes in 90% of the control animals.

The results were expressed as inhibition percentage compared

to the control group and are shown in Table 2.

TABLE 2

STUDY OF ANTITHROMBOTIC ACTIVITY OF NO-ENA OR NO-TIM VERSUS ENALAPRIL OR TIMOLOL IN RATS

COMPOUND	ANTITHROMBOTIC ACTIVITY (%)
NO-ENA	53
NO-TIM	44
ENALAPRIL	11
TIMOLOL	6

As shown in Table 2, differently from the reference products, the nitroderivatives of the invention were able to inhibit thrombosis induced by collagen.

EXAMPLE 3C: STUDY OF ANTIHYPERTENSIVE ACTIVITY

The ability of NO-ENA to inhibit hypertension was evaluated using an in vivo model as described by Ribeiro et al. (Hypertension 20, 298, 1992). 5 groups of male Wistar rats (235 to 284 g) received a daily intravenous dose of 10 mg/kg of, respectively, NO-ENA, enalapril, NO-TIM, timolol or vehicle for 5 days. Arterial hypertension was induced by administration of N^w-nitro-L-argininemethyl ester (L-NAME) in the drinking water for 6 weeks. L-NAME was dissolved in the drinking water at a concentration of 60 to 70 mg 100 ml⁻¹ so as to administer a daily amount of about 60 mg kg⁻¹. One hour after treatment the systemic blood pressure was measu-

red by the tail-cap method (Zats, Lab. Anim. Sci.42, 198, 1990).

TABLE 3

STUDY OF ANTIHYPERTENSIVE ACTIVITY OF NO-ENA VERSUS ENALAPRIL IN RATS

COMPOUND	MEAN BLOOD PRESSURE (mmHg)
VEHICLE	170±7
NO-ENA	115±4*
ENALAPRIL	163±5

*P< 0.05 versus the other two groups

As shown by Table 3, differently from the reference product, the nitroderivative of the invention was able to inhibit blood hypertension induced by thrombosis induced by L-NAME.

EXAMPLE 3B: STUDY OF OCULAR HYPOTENSIVE ACTIVITY AND OCULAR SAFETY OF NO-ENA OR NO-TIM VERSUS ENALAPRIL OR TIMOLOL IN RABBITS

In rabbits, the topical application of 100 µg of NO-ENA or NO-TIM gave a more pronounced and more lasting (more than 6 hours) reduction of intraocular pressure (6-7 mmHg respectively) than the reference products timolol and enalapril. Furthermore, for NO-TIM, the ratio between product concentrations in plasma (P) and aqueous humor (AH) versus timolol was determined by an HPLC method. It was found that the P/AH ratio for NO-TIM was 5.5 times lower than that for timolol,

suggesting that the systemic absorption of the nitroderivative (and consequently any potential side effect from said derivative) was markedly reduced compared to the reference product.

EXAMPLE 3E: STUDY OF NO-ENA EFFECTS ON INDUCED BRONCHOCONSTRICTION IN GUINEA PIGS VERSUS ENALAPRIL

Bronchoconstriction induced by capsaicin in Guinea pigs is an animal model related to the ability of ACE (angiotensin-converting enzyme) inhibitors to cause cough in patients (Subissi et al., J. Cardiovasc. Pharmacol.20/1, 139-146, 1992).

Adopted test conditions were as previously described by Del Soldato et al. (J. Pharmacological Methods 5, 279, 1981). Female Guinea pigs weighing 300 to 400 g were anaesthetised by intraperitoneal injection of sodium 5,5-diethylbarbiturate (200 mg/kg) and maintained under artificial respiration at constant positive pressure. The right jugular vein was cannulated for administering test compound. By a median incision of the abdomen, the duodenum was removed and through a small incision the tip of a suitable polyethylene cannula was inserted and fixed. The other end of the cannula was connected to a syringe for intraduodenal administration of NO-ENA (10 mg/kg), enalapril (10 mg/kg) or vehicle. 45 minutes later, 0.1 ml of capsaicin (1 μ g/kg) was

injected into the jugular vein of the animals. Before and after injection of capsaicin, changes in the tidal area were measured by a modified Konzett apparatus connected to a suitable polygraphic amplifier (Hewlett Packard).

The results were calculated as the ratio of the responses obtained before and after administration of the test compound, expressed as a % of the response obtained with the vehicle alone, shown in Table 4.

TABLE 4

STUDY OF EFFECTS OF NO-ENA ON BRONCHOCONSTRICTION INDUCED IN GUINEA PIGS VERSUS ENALAPRIL

TREATMENT	BRONCHOCONSTRICTIVE RESPONSE (%)
VEHICLE	100
NO-ENA	72
ENALAPRIL	327

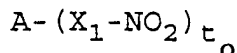
As shown in Table 4, the nitroderivative of the invention reduced bronchoconstriction induced by capsaicin differently from the reference product, which actually markedly enhanced the bronchoconstrictive response.

CONCLUSIONS

As can be observed from the above examples, the nitroderivatives which are an object of the present invention show marked antithrombotic and cardiovascular activity with excellent safety when compared to reference products.

CLAIMS

1. Compounds, or their compositions, of the general formula:



or their salts, where:

t_0 is an integer equal to 1 or 2;

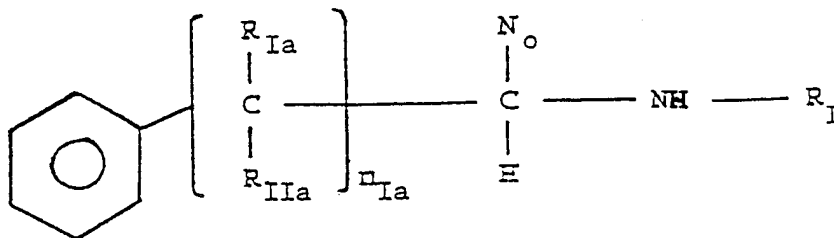
A = RN_0 where $N_0 = (COX_u)_t^-$ or $COON_1$ where t is an integer equal to zero or 1; u is an integer equal to 0 or 1;

X = O, NH, NR_{1c} where R_{1c} is a linear or branched alkyl having from 1 to 10 carbon atoms; N_1 is a linear or branched alkyl having from 1 to 10 carbon atoms or hydrogen;

R is chosen from the following groups:

* Group A)

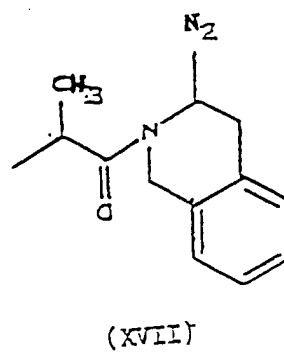
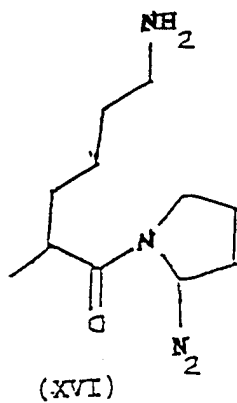
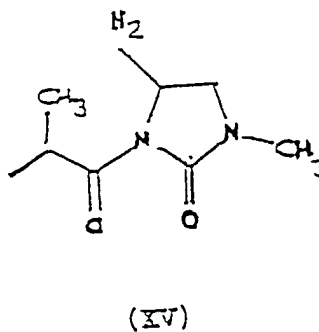
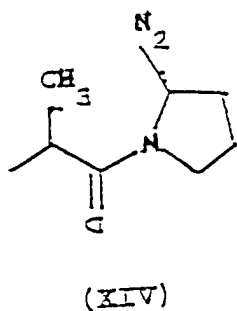
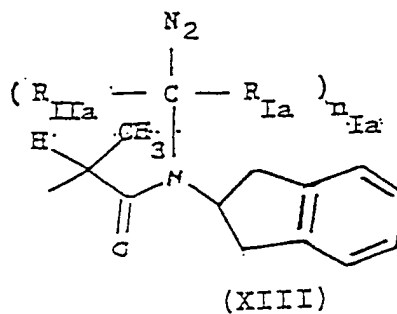
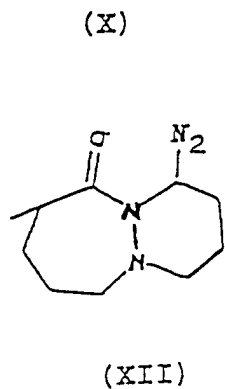
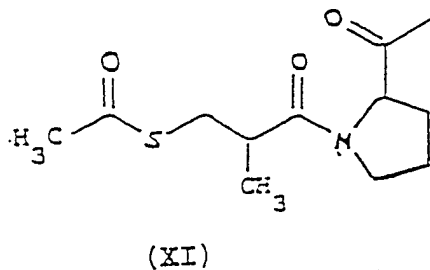
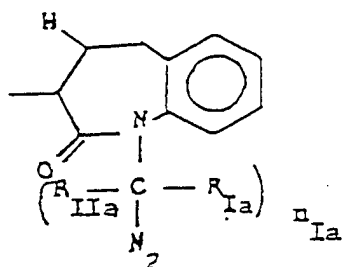
Ia)

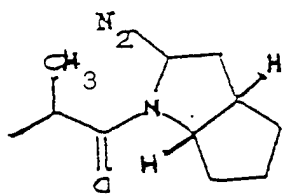


where R_{Ia} and R_{IIa} are equal or different one from the other and are H or a linear or whenever possible branched alkyl from 1 to 3 C atoms, preferably $R_{Ia} = R_{IIa} = H$; n_{Ia} is an integer from 1 to 6, preferably from 2 to

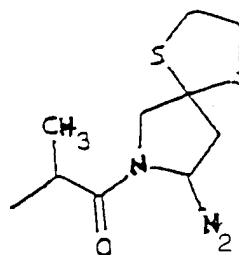
4;

R_I can be:

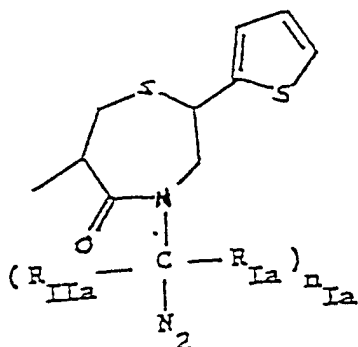




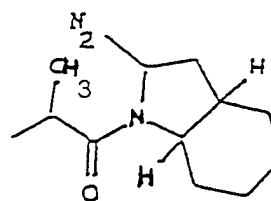
(XVIII)



(XIX)



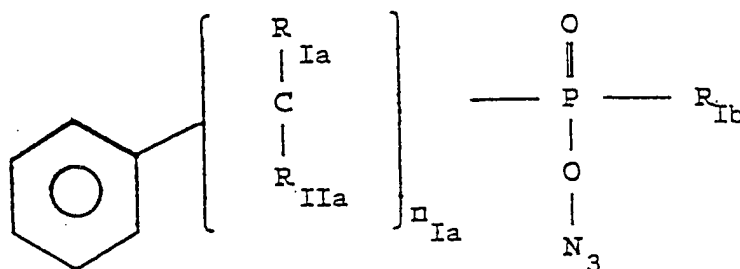
(XX)



(XXI)

where N_2 has the same meaning as N_0 ; at least one of the groups N_0 or N_2 having one free valence capable of binding to X_1 , (that is, $t = 1$),

Ib)

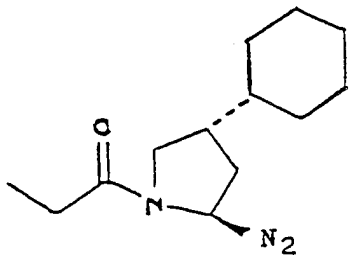


R_{Ia} , R_{IIa} , n_{Ia} are as defined in Ia;

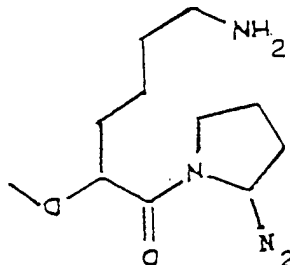
N_3 is H, $(CH_3)_2CH-CH-OCOCH_2CH_3$, or a free valence to

which X_1 binds (that is, N_3 is absent);

R_{Ib} is chosen from:



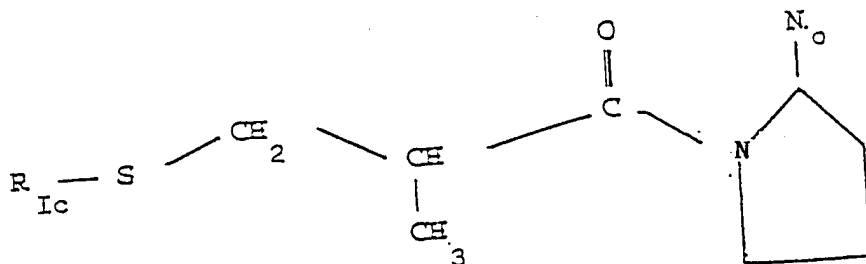
V)



VI)

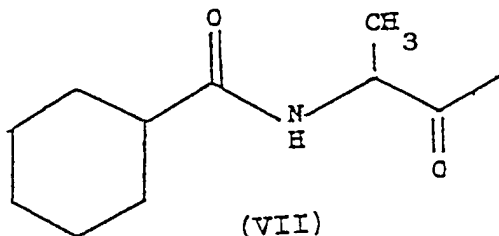
N_2 is as above defined, where at least one of the groups N_3 or N_2 has a free valence capable of binding to X_1 (when it is N_2 , $t = 1$);

Ic) where $t = 1$



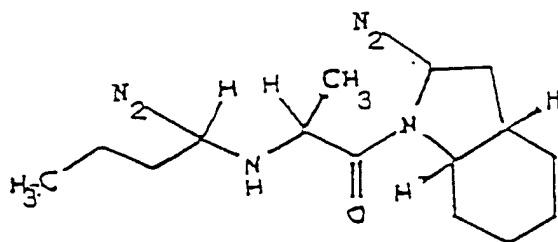
where N_0 is as above defined where $t = 1$, i.e., it has a free valence capable of binding to X_1 ;

R_{Ic} is chosen from H, $-COCH_3$, or



(VII)

Id)

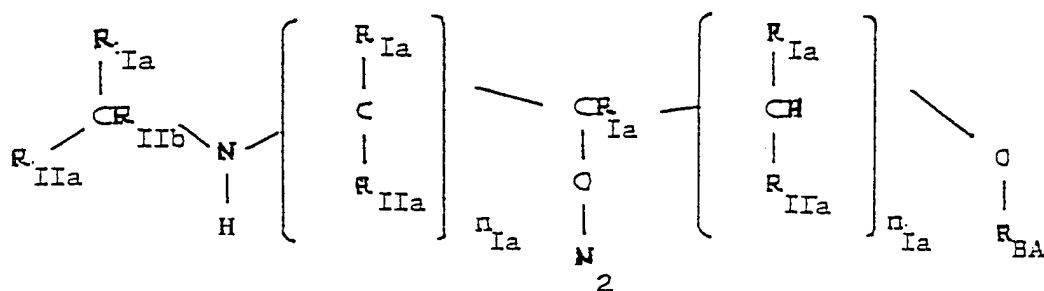


where N₂ is as defined, and at least one of the groups N₂ has a free valence (t = 1) capable of binding to X₁;

* Group B

where t = 1 and u = 0;

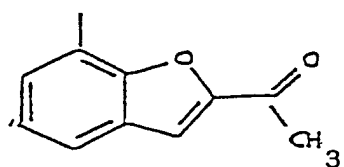
IIa)



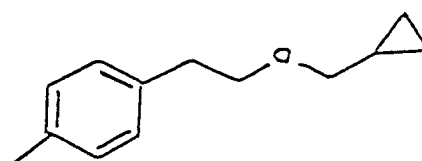
where R_{Ia}, R_{IIa} are as defined in Ia);

R_{IIb} has the meaning of R_{Ia};

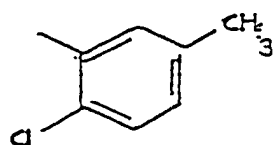
R_{BA} is chosen from:



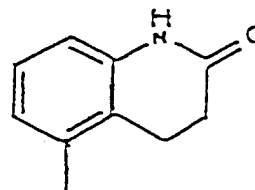
L)



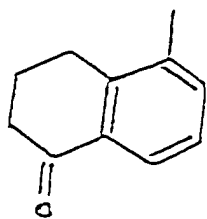
LI)



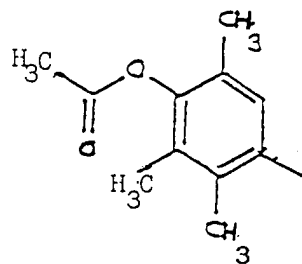
LII)



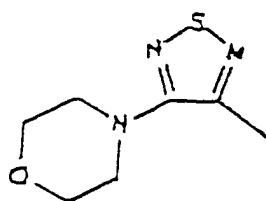
LIII)



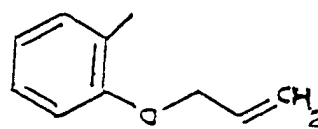
LIV)



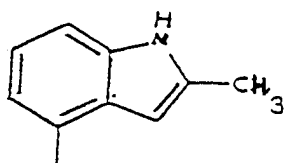
LV)



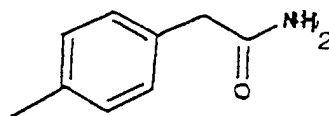
LVI)



LVII)

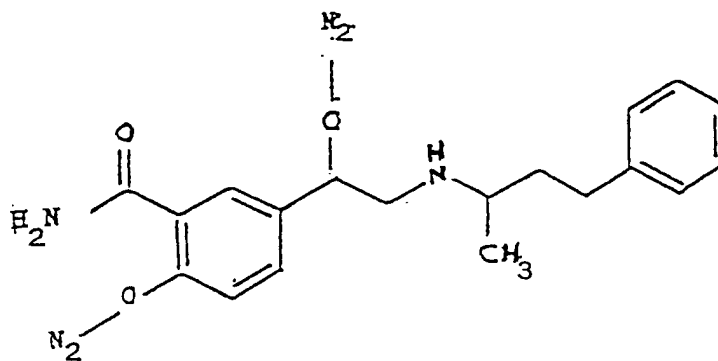


LVIII)



LIX)

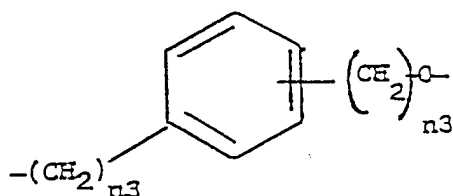
I Ib)



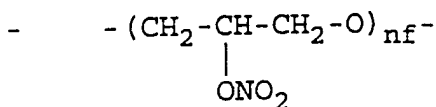
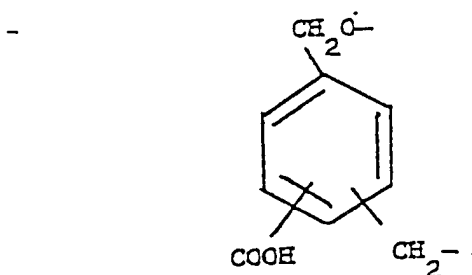
where in group B), N_2 is as above defined and at least one of the N_2 groups has a free valence capable of binding to X_1 , (that is, at least one N_2 substituent has $t = 1$);

X_1 is a bivalent connecting bridge chosen from the following:

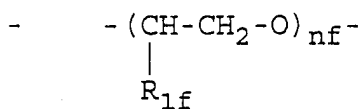
- YO where Y is a linear or whenever possible branched C_1-C_{20} alkylene, preferably having from 2 to 5 carbon atoms, or an optionally substituted cycloalkylene having from 5 to 7 carbon atoms;
- Y_1 chosen from



where n_3 is an integer from 0 to 3;



where nf' is an integer from 1 to 6, preferably from 2 to 4.



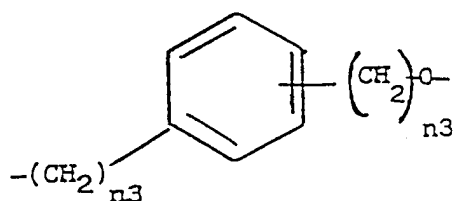
where $\text{R}_{1\text{f}} = \text{H}, \text{CH}_3$ and nf is an integer from 1 to 6, preferably from 2 to 4;

2. Compounds according to Claim 1, in which $\text{R}, \text{R}_I, \text{R}_{\text{Ib}}, \text{R}_{\text{Ic}}, \text{R}_{\text{BA}}$ and compounds Id) and IIb) are the residues of Alacepril, Benazepril, Captopril, Ceronapril, Cilazapril, Delapril, Enalapril, Enalaprilat, Fosinapril, Imidapril, Lisinopril, Quinapril, Ramipril, Spirapril, Temocapril, Trandolapril, Moveltipril, Perindopril, Befunolol, Betaxolol, Bupranolol, Carteolol, Levobunolol, Metipranolol, Timolol, Oxprenolol, Mepindolol, Atenolol, Labetalol.

3. Compounds according to Claims 1 and 2, in which X_1 is chosen from

- YO where Y is a linear or whenever possible branched $\text{C}_1\text{-C}_{20}$ alkylene, preferably having from 2 to 5 carbon atoms, or an optionally substituted cycloalkylene having from 5 to 7 carbon atoms;

- Y_1 chosen from



where n_3 is an integer from 0 to 3;

4. Compounds or compositions in accordance with Claims 1 to 3 for use as medicaments.
5. Use of the compounds or compositions in accordance with Claims from 1 to 3 for the preparation of medicaments for application as antithrombotic agents.
6. Use of the compounds or compositions in accordance with Claims from 1 to 3 for the preparation of medicaments for application as antihypertensives.
7. Use of the compounds or compositions in accordance with Claims from 1 to 3 for the preparation of medicaments for application as cardioprotective agents.

INTERNATIONAL SEARCH REPORT

International Application No

PCT/EP 97/06311

A. CLASSIFICATION OF SUBJECT MATTER

IPC 6 C07D285/10 C07K5/062 A61K31/41 A61K38/05

According to International Patent Classification (IPC) or to both national classification and IPC

B. FIELDS SEARCHED

Minimum documentation searched (classification system followed by classification symbols)

IPC 6 C07D C07K A61K C07C

Documentation searched other than minimum documentation to the extent that such documents are included in the fields searched

Electronic data base consulted during the international search (name of data base and, where practical, search terms used)

C. DOCUMENTS CONSIDERED TO BE RELEVANT

Category *	Citation of document, with indication, where appropriate, of the relevant passages	Relevant to claim No.
A	WO 95 30641 A (NICOX LIMITED) 16 November 1995 cited in the application see the whole document ---	1-7
A	EP 0 637 583 A (PRODESFARMA, S.A.) 8 February 1995 see the whole document ---	1-7
	-/--	

Further documents are listed in the continuation of box C.

Patent family members are listed in annex.

* Special categories of cited documents :

"A" document defining the general state of the art which is not considered to be of particular relevance

"E" earlier document but published on or after the international filing date

"L" document which may throw doubts on priority claim(s) or which is cited to establish the publication date of another citation or other special reason (as specified)

"O" document referring to an oral disclosure, use, exhibition or other means

"P" document published prior to the international filing date but later than the priority date claimed

"T" later document published after the international filing date or priority date and not in conflict with the application but cited to understand the principle or theory underlying the invention

"X" document of particular relevance; the claimed invention cannot be considered novel or cannot be considered to involve an inventive step when the document is taken alone

"Y" document of particular relevance; the claimed invention cannot be considered to involve an inventive step when the document is combined with one or more other such documents, such combination being obvious to a person skilled in the art.

"&" document member of the same patent family

Date of the actual completion of the international search

3 March 1998

Date of mailing of the international search report

07/04/1998

Name and mailing address of the ISA

European Patent Office, P.B. 5818 Patentlaan 2
NL - 2280 HV Rijswijk
Tel. (+31-70) 340-2040, Tx. 31 651 epo nl,
Fax: (+31-70) 340-3016

Authorized officer

Allard, M

INTERNATIONAL SEARCH REPORT

International Application No

PCT/EP 97/06311

C.(Continuation) DOCUMENTS CONSIDERED TO BE RELEVANT

Category *	Citation of document, with indication, where appropriate, of the relevant passages	Relevant to claim No.
P, X	WO 97 31896 A (SANKYO COMPANY, LIMITED) 4 September 1997 see the whole document -& DATABASE REGISTRY FILE Chemical Abstracts Service, Columbus, OH, US XP002057510 see RN (=CN) 195435-77-9, 195435-69-9, 195435-68-8, 195435-67-7, 195435-66-6, 195435-65-5 and 195435-64-4 -----	1-7

INTERNATIONAL SEARCH REPORT

Information on patent family members

International Application No

PCT/EP 97/06311

Patent document cited in search report	Publication date	Patent family member(s)	Publication date
WO 9530641 A	16-11-95	IT 1269735 B	15-04-97
		IT 1274609 B	18-07-97
		AU 2215695 A	29-11-95
		AU 678063 B	15-05-97
		AU 7809294 A	01-05-95
		BR 9407749 A	12-02-97
		CA 2173582 A	13-04-95
		CA 2190087 A	16-11-95
		WO 9509831 A	13-04-95
		EP 0722434 A	24-07-96
		EP 0759899 A	05-03-97
		HU 74446 A	30-12-96
		HU 75961 A	28-05-97
		JP 9503214 T	31-03-97
		JP 9512798 T	22-12-97
US 5700947 A	23-12-97		

EP 637583 A	08-02-95	ES 2065291 A	01-02-95
		AT 146453 T	15-01-97
		AU 666626 B	15-02-96
		AU 6743794 A	09-02-95
		CA 2128671 A	31-01-95
		DE 69401177 D	30-01-97
		DE 69401177 T	24-04-97
		HU 71813 A	28-02-96
		JP 7089910 A	04-04-95
		MX 9405660 A	31-01-95
		NO 942568 A, B,	31-01-95
		NZ 264118 A	27-04-95
		PL 304406 A	06-02-95
		US 5502237 A	26-03-96
		US 5639904 A	17-06-97
ZA 9405435 A	11-05-95		

WO 9731896 A	04-09-97	AU 2230897 A	16-09-97
		JP 9291075 A	11-11-97
