



US00D601420S

(12) **United States Design Patent**
Miceli, Jr.

(10) **Patent No.:** **US D601,420 S**
(45) **Date of Patent:** **** Oct. 6, 2009**

(54) **CARRIER FOR MULTIPLE SHOPPING BAGS**

(76) **Inventor:** **Frank G. Miceli, Jr., c/o Schweitzer**
Cornman Gross & Bondell LLP, 292
Madison Ave., - 19th Floor, New York,
NY (US) 10017

(**) **Term:** **14 Years**

(21) **Appl. No.:** **29/325,149**

(22) **Filed:** **Sep. 26, 2008**

(51) **LOC (9) Cl.** **09-07**

(52) **U.S. Cl.** **D9/434; D9/455**

(58) **Field of Classification Search** D9/685,
D9/682, 534, 455, 448, 443, 435, 434; D8/51,
D8/395, 394; D21/682, 681; 482/108; 417/411;
294/171, 170, 159, 158, 137; 239/428.5,
239/343, 337, 333, 215, 120; 222/402.11,
222/383.3, 383.1, 323; 16/436, 430, 425
See application file for complete search history.

(56) **References Cited**

U.S. PATENT DOCUMENTS

D356,261 S	3/1995	Miceli, Jr.	
D361,263 S *	8/1995	Carmo et al.	D9/434
5,487,581 A *	1/1996	Carmo et al.	294/137
5,797,166 A *	8/1998	Wagenheim	16/443
D423,348 S *	4/2000	Le Roux	D9/434

D466,014 S *	11/2002	Le Roux	D9/434
D483,668 S *	12/2003	Le Roux	D9/434
6,883,207 B2 *	4/2005	Le Roux	16/428
D539,139 S *	3/2007	Storer et al.	D9/434
D544,792 S *	6/2007	Camarella	D9/434
2004/0051331 A1 *	3/2004	Freedlund	294/158

* cited by examiner

Primary Examiner—Susan Bennett Hattan

(74) *Attorney, Agent, or Firm*—Ladas & Parry LLP

(57) **CLAIM**

The ornamental design for a carrier for multiple shopping bags, as shown and described.

DESCRIPTION

FIG. 1 is a front perspective view of a carrier for multiple shopping bags;

FIG. 2 is a front elevational view of the carrier of FIG. 1;

FIG. 3 is a left side elevational view of the carrier of FIG. 1;

FIG. 4 is a rear elevational view of the carrier of FIG. 1;

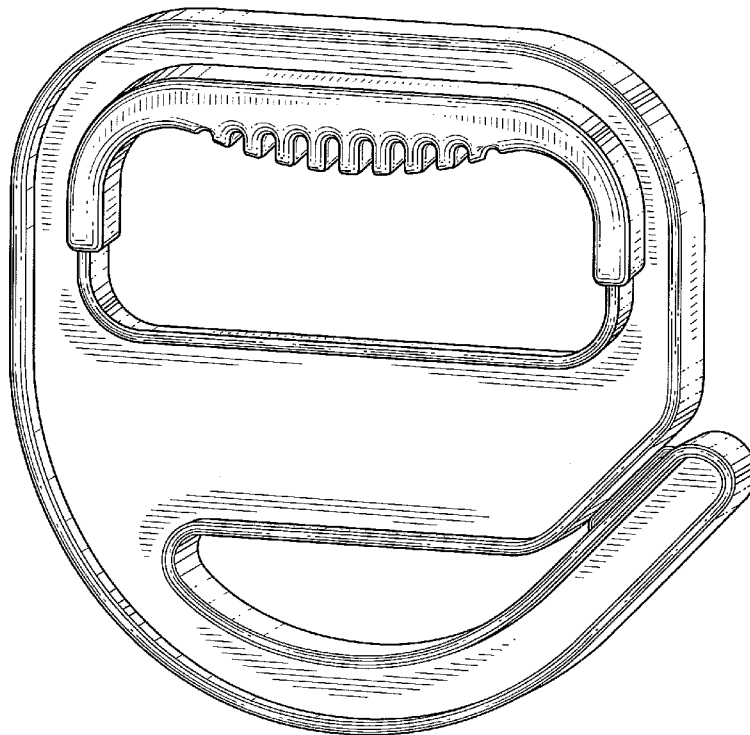
FIG. 5 is a right side elevational view of the carrier of FIG. 1;

FIG. 6 is a top plan view of the carrier of FIG. 1;

FIG. 7 is a bottom plan view of the carrier of FIG. 1; and,

FIG. 8 is a cross-sectional view of the carrier of FIG. 1, taken in the direction of line 8—8 in FIG. 2.

1 Claim, 5 Drawing Sheets



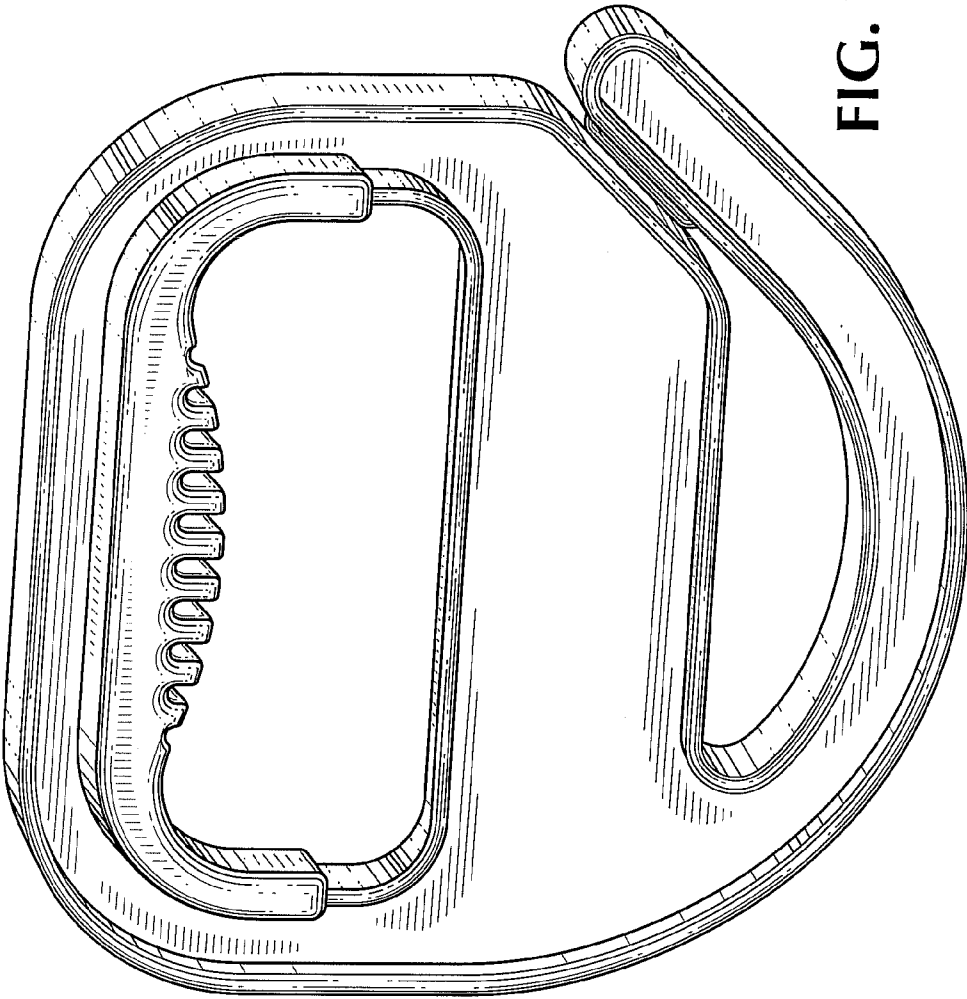


FIG. 1

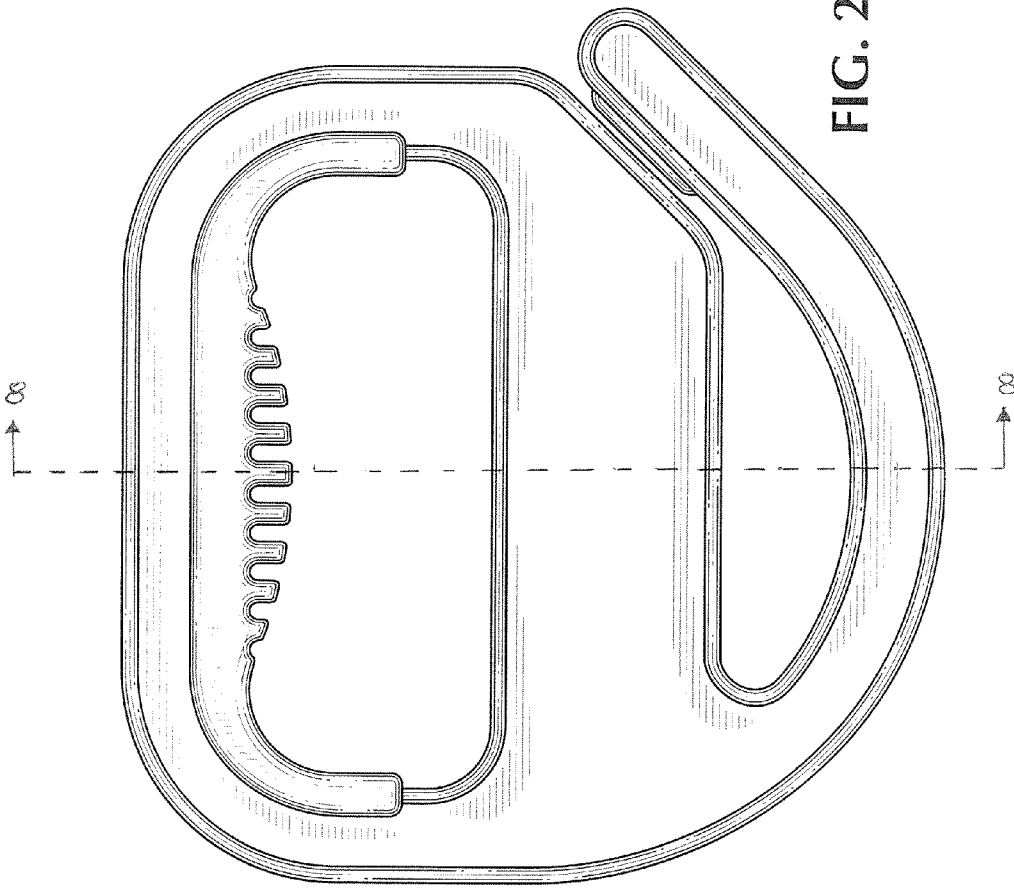


FIG. 2

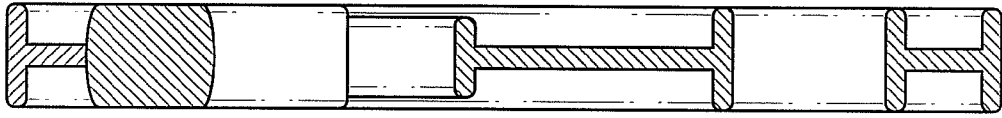


FIG. 8

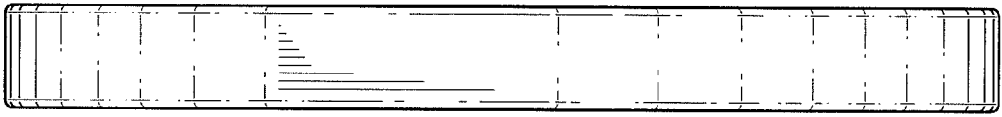


FIG. 5

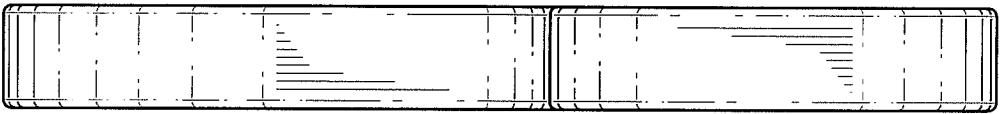


FIG. 3

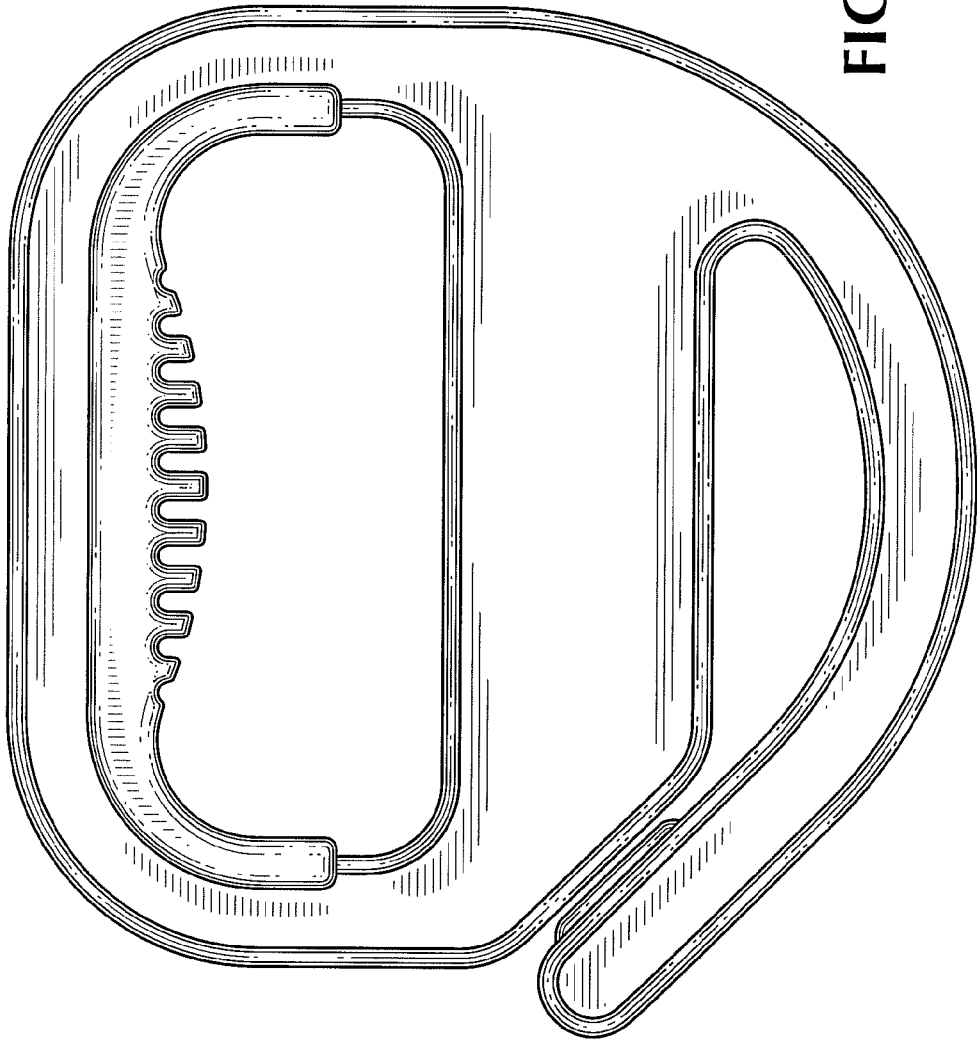


FIG. 4

FIG. 6




FIG. 7

