



US00D959701S

(12) **United States Design Patent**
Jones et al.

(10) **Patent No.:** **US D959,701 S**
(45) **Date of Patent:** **** Aug. 2, 2022**

- (54) **BEAM CANOPY SUPPORT**
- (71) Applicant: **Distributed Solar Development, LLC**,
Schenectady, NY (US)
- (72) Inventors: **Benjamin Robert Jones**, Lafayette, CO
(US); **Hanny J. Cochran**, Beaumont,
CA (US)
- (73) Assignee: **Distributed Solar Development, LLC**,
Schenectady, NY (US)

D643,937	S	*	8/2011	Boesch	D25/56
D647,216	S	*	10/2011	Richardson	D25/56
D657,735	S	*	4/2012	Mackler	D13/102
9,153,718	B2	*	10/2015	Richardson	F24S 25/10
D751,976	S	*	3/2016	Mackler	D13/102
D851,031	S	*	6/2019	Franklin	D13/102
10,920,424	B2	*	2/2021	Jones	E04D 13/08
10,941,574	B2		3/2021	Jones et al.		
2020/0115906	A1	*	4/2020	Jones	E04D 13/0445
2021/0262235	A1	*	8/2021	Jones	E04H 6/025

(**) Term: **15 Years**

(21) Appl. No.: **29/723,127**

(22) Filed: **Feb. 4, 2020**

(51) **LOC (13) Cl.** **25-03**

(52) **U.S. Cl.**
USPC **D25/56**

(58) **Field of Classification Search**
USPC D13/101, 102, 118, 119, 184, 199;
D25/35, 55, 56
CPC E04D 13/0445; E04D 13/064; E04D
13/0641; E04D 13/0645; E04D 13/0762;
H02S 20/23; H02S 30/20; H02S 40/12;
E04H 6/025

See application file for complete search history.

(56) **References Cited**

U.S. PATENT DOCUMENTS

3,242,620	A	*	3/1966	Kaiser	E04H 6/025 52/73
D611,405	S	*	3/2010	Mackler	D13/102

FOREIGN PATENT DOCUMENTS

CN	305474599	*	12/2019
EM	000666748-0003	*	3/2007
EM	001633314-0001	*	11/2009
JP	D1617774	*	11/2018

* cited by examiner

Primary Examiner — Leanne Was-Englehart

(74) *Attorney, Agent, or Firm* — Hoffman Warnick LLC

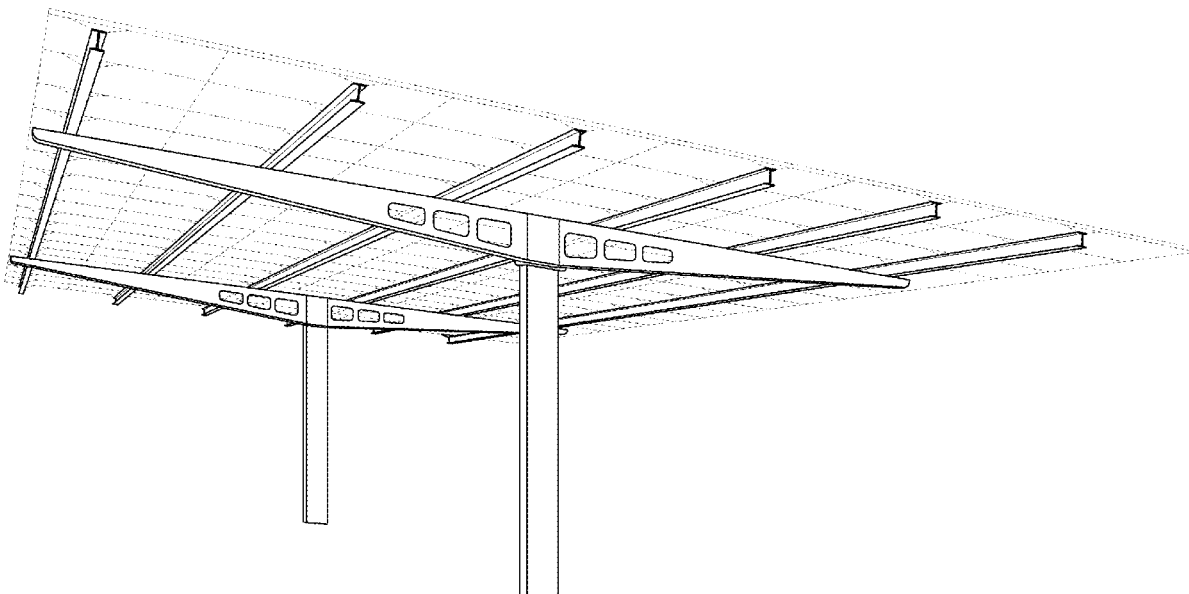
(57) **CLAIM**

The ornamental design for a beam canopy support, as shown and described.

DESCRIPTION

FIG. 1 is a front perspective view of a beam canopy support of the assembly according to the invention; and, FIG. 2 is a front elevational view of the beam canopy support of the assembly according to the invention. The broken lines depict portions of the beam canopy support that form no part of the claimed design.

1 Claim, 2 Drawing Sheets



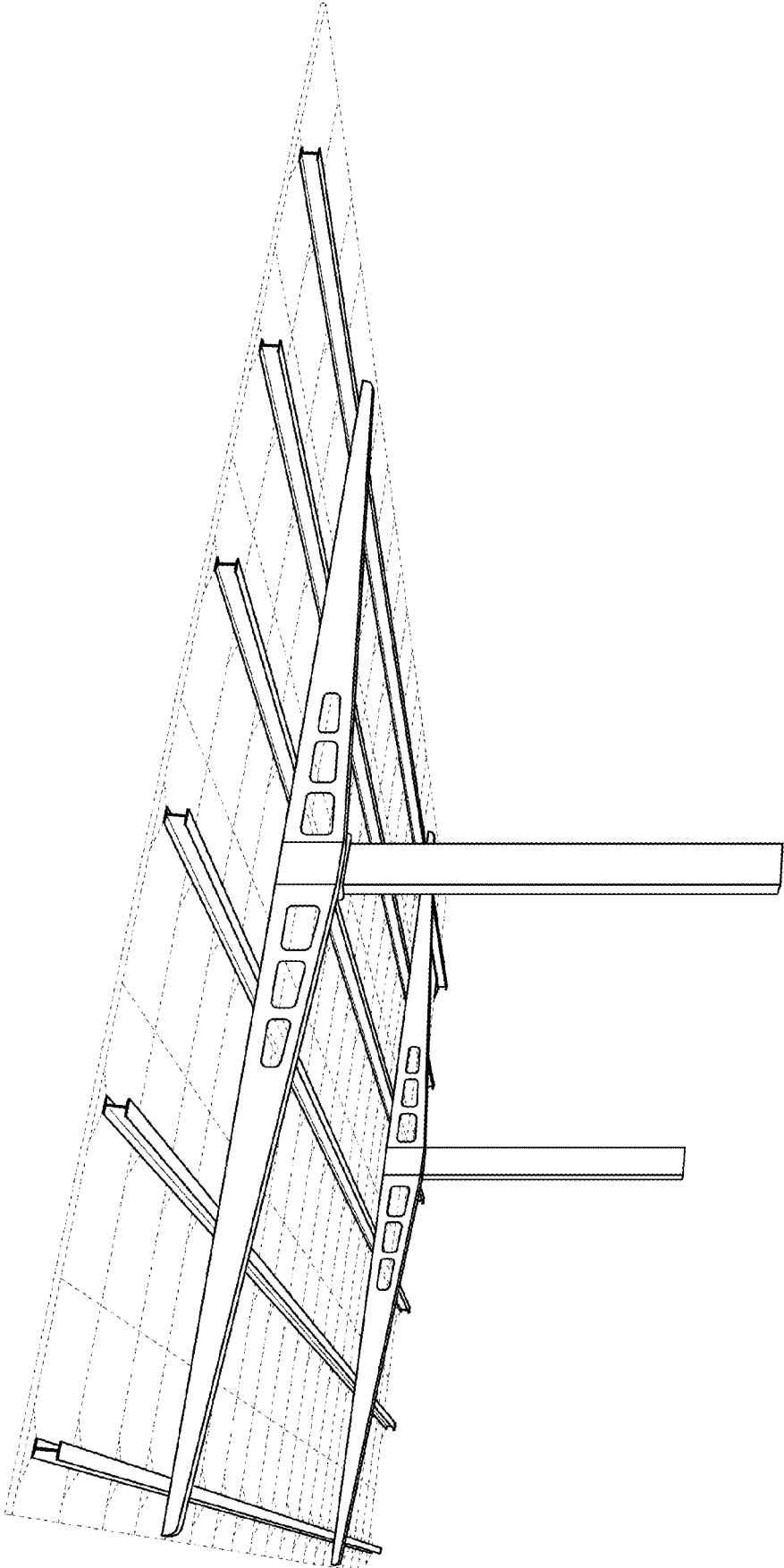


Fig. 1

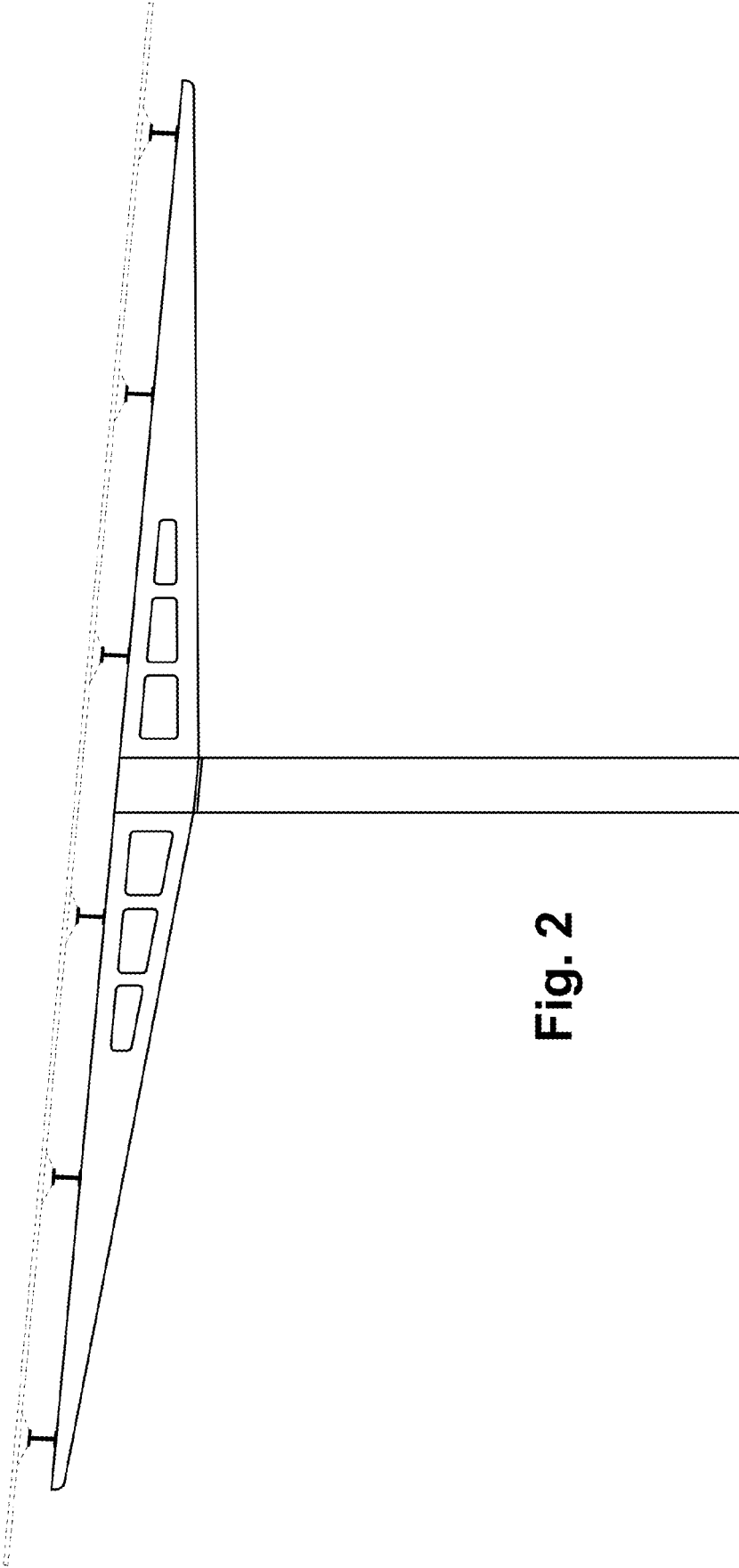


Fig. 2