

[54] VIDEO CASSETTE RECORDER

[75] Inventor: Jae J. Shim, Kyungki, Rep. of Korea

[73] Assignee: Goldstar Co., Ltd., Seoul, Rep. of Korea

[**] Term: 14 Years

[21] Appl. No.: 813,962

[22] Filed: Dec. 27, 1985

[30] Foreign Application Priority Data

Jun. 27, 1985 [KR] Rep. of Korea 85-8963

[52] U.S. Cl. D14/2; D14/1

[58] Field of Search D14/1, 2, 5, 6, 78, D14/99

[56] References Cited

U.S. PATENT DOCUMENTS

- D. 268,263 3/1983 Bullock et al. D14/6
- D. 275,566 9/1984 O'Leary D14/1
- D. 288,923 3/1987 Miyashita D14/6 X
- D. 290,695 7/1987 Doodson D14/6 X

OTHER PUBLICATIONS

Video Review, Nov. 1985, p. 116, top left-Sony 8mm Video Cassette Recorder.

Video Review, Jun. 1984, p. 50, top left-Video Cassette Recorder.

Merchandising, Mar. 1984, p. 71-Zenith Model VR 2000.

Primary Examiner—Bernard Ansher

Assistant Examiner—Theodore M. Shooman

Attorney, Agent, or Firm—Birch, Stewart, Kolasch & Birch

[57] CLAIM

The ornamental design for a video cassette recorder, as shown.

DESCRIPTION

FIG. 1 is a top, front, and right side perspective view of a video cassette recorder showing my new design;

FIG. 2 is a top plan view thereof;

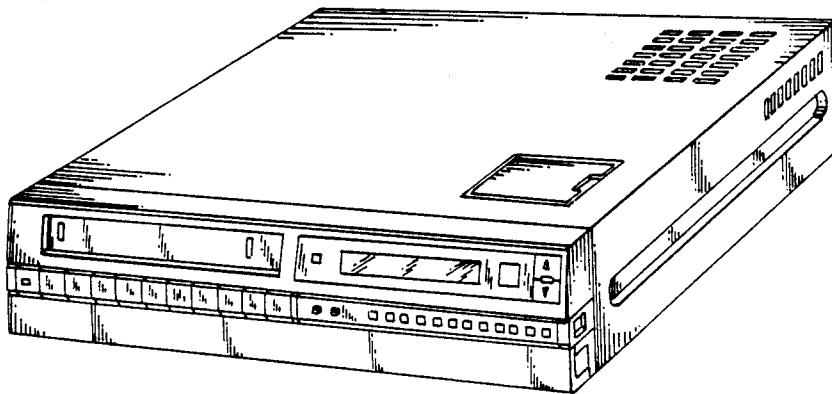
FIG. 3 is a front elevational view thereof;

FIG. 4 is a bottom plan view thereof;

FIG. 5 is a rear elevational view thereof;

FIG. 6 is a right side elevational view thereof; and

FIG. 7 is a left side elevational view thereof.



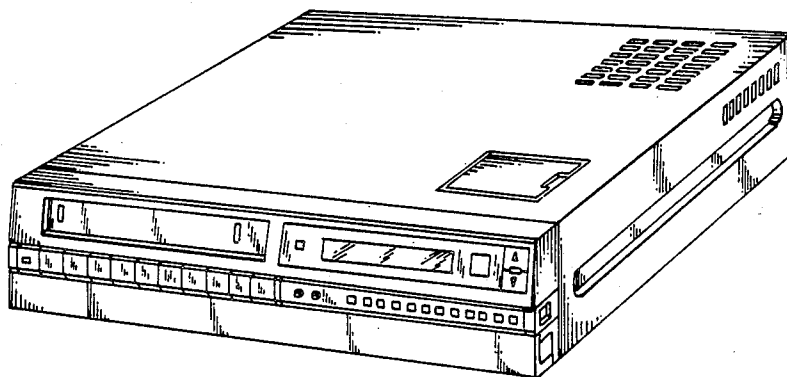


FIG. 1

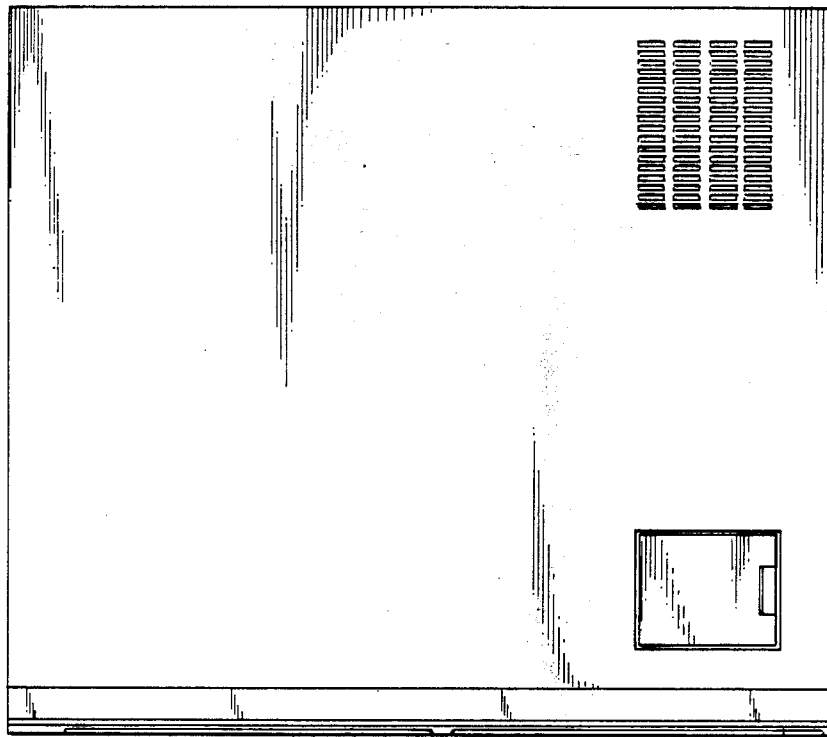


FIG. 2

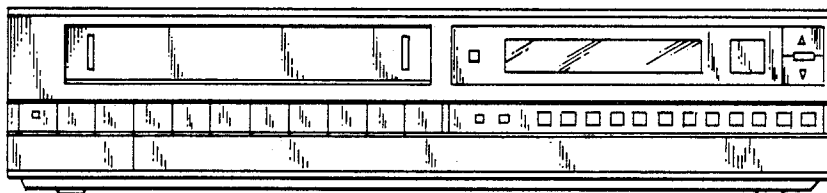


FIG. 3




FIG. 4

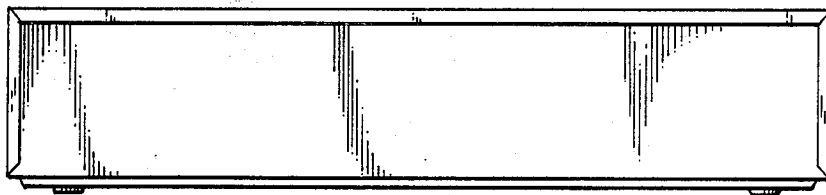


FIG. 5

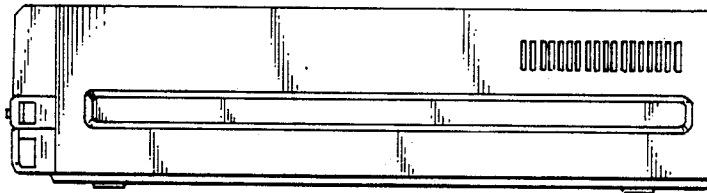


FIG. 6

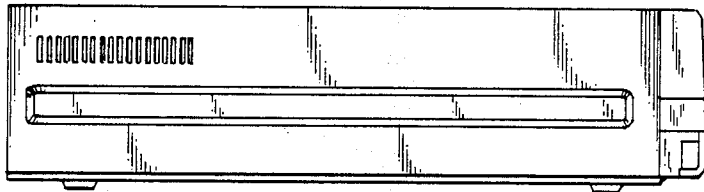


FIG. 7