



US00D789228S

(12) **United States Design Patent** (10) **Patent No.:** **US D789,228 S**
Saarela et al. (45) **Date of Patent:** **** Jun. 13, 2017**

(54) **BEZEL FOR A RING**
(71) Applicant: **Jostens, Inc.**, Minneapolis, MN (US)
(72) Inventors: **Timothy Saarela**, Prior Lake, MN (US); **Kevin Abernathy**, Burnsville, MN (US); **Richard Wells**, St. Louis Park, MN (US); **Carlos Carbonera**, St. Paul, MN (US)

4,004,333 A 1/1977 Daniels
4,561,061 A 12/1985 Sakamoto et al.
4,630,309 A 12/1986 Karow
(Continued)

FOREIGN PATENT DOCUMENTS

FR 2536969 6/1984
FR 2829366 3/2003
(Continued)

(73) Assignee: **Jostens, Inc.**, Minneapolis, MN (US)
(**) Term: **14 Years**

OTHER PUBLICATIONS

“2004 Your Guide to feature-based Manufacturing”, Jun. 2003, Engineering Geometry Systems, Tenth Edition, pp. 13-66, 153-182, 291-298, 311-342, 369, 380, 441-457.
(Continued)

(21) Appl. No.: **29/473,676**
(22) Filed: **Nov. 25, 2013**
(51) **LOC (10) Cl.** **11-01**
(52) **U.S. Cl.**
USPC **D11/1; D11/26**
(58) **Field of Classification Search**
USPC D11/1-40, 46, 48, 138, 184;
63/1.11-1.17, 3, 3.1, 3.2, 4, 5.1, 5.2,
63/6-11, 15, 15.1, 15.2, 15.3, 15.4, 15.45,
63/15.5, 15.6, 15.65, 15.7, 15.8, 15.9, 21,
63/22, 24-27, 32, 33, 38; D8/18, 33, 38,
D8/42, 331, 335, 382, 397, 398;
D23/259, 262-266; D14/203.1, 203.2,
D14/203.3, 203.4, 203.5, 203.6, 203.7,
D14/344, 440; D7/354, 358, 391;
D2/639
CPC A44C 9/00; A44C 27/00; A44C 17/02;
A44C 17/04; A44C 5/00; A44C 5/12;
A44C 15/002; A44C 17/00; A44C
25/002; A44C 25/008
See application file for complete search history.

Primary Examiner — Cynthia Ramirez
Assistant Examiner — Llorellys Martinez-Rivera
(74) *Attorney, Agent, or Firm* — Husch Blackwell LLP

(57) **CLAIM**

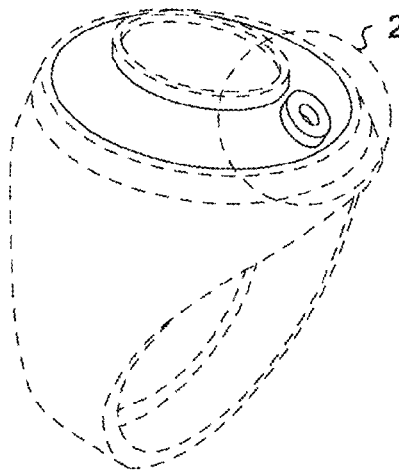
The ornamental design for a bezel for a ring, as shown and described.

DESCRIPTION

FIG. 1 is a perspective view of a bezel for a ring showing our new design;
FIG. 2 is an enlarged view thereof;
FIG. 3 is a top plan view thereof;
FIG. 4 is a front elevation view thereof;
FIG. 5 is a right side elevation view thereof;
FIG. 6 is another enlarged view thereof;
FIG. 7 is a left side elevation view thereof;
FIG. 8 is another enlarged view thereof; and,
FIG. 9 is a rear elevation view thereof.
The broken lines shown in the drawings illustrate environmental subject matter and form no part of the claimed design.

(56) **References Cited**
U.S. PATENT DOCUMENTS
2,858,897 A 11/1958 Kraemer
3,910,066 A * 10/1975 Strack 63/15
3,964,915 A 6/1976 Doenges et al.

1 Claim, 2 Drawing Sheets



(56)

References Cited

U.S. PATENT DOCUMENTS

4,761,865 A 8/1988 Magnien
 4,771,474 A 9/1988 Takashima et al.
 4,796,442 A * 1/1989 Sarcona 63/26
 4,918,611 A 4/1990 Shyu et al.
 4,969,201 A 11/1990 Takasaki et al.
 4,972,323 A 11/1990 Cauwet
 5,003,498 A 3/1991 Ota et al.
 5,007,098 A 4/1991 Kumani
 5,116,174 A 5/1992 Fried et al.
 5,184,307 A 2/1993 Hull et al.
 5,249,670 A 10/1993 Simon
 5,261,768 A 11/1993 Loucks et al.
 5,329,381 A 7/1994 Payne
 5,369,736 A 11/1994 Kato et al.
 5,377,506 A 1/1995 Tranzer
 5,473,742 A 12/1995 Polyakov et al.
 5,532,933 A 7/1996 Nakata
 5,544,291 A 8/1996 Gilley et al.
 5,548,698 A 8/1996 Smith et al.
 5,569,003 A 10/1996 Goldman et al.
 5,587,913 A 12/1996 Abrams et al.
 5,588,310 A * 12/1996 Lai 63/15
 5,649,079 A 7/1997 Holmes
 5,668,930 A 9/1997 Hamura et al.
 5,677,855 A 10/1997 Skeeters et al.
 5,689,577 A 11/1997 Arata
 5,739,822 A 4/1998 Paradine
 5,739,912 A 4/1998 Ishii
 5,772,947 A 6/1998 Hull et al.
 5,790,713 A 8/1998 Kamada et al.
 5,850,222 A 12/1998 Cone
 5,926,388 A 7/1999 Kimbrough et al.
 5,926,389 A 7/1999 Trounson
 5,968,564 A 10/1999 Welsh et al.
 5,977,007 A 11/1999 Lassow et al.
 6,003,228 A 12/1999 Riggio
 6,083,267 A 7/2000 Motomiya et al.
 6,085,126 A 7/2000 Mellgren, III et al.
 6,101,280 A 8/2000 Reynolds
 6,124,858 A 9/2000 Ge et al.
 6,138,055 A 10/2000 Pryor
 6,181,839 B1 1/2001 Kannon et al.
 6,249,289 B1 6/2001 Arnaud et al.
 6,260,383 B1 7/2001 Warren et al.
 6,300,595 B1 10/2001 Williams
 6,349,758 B1 2/2002 Bell
 6,407,361 B1 6/2002 Williams
 6,434,277 B1 8/2002 Yamada et al.
 6,510,539 B1 1/2003 Deemie et al.
 6,546,305 B1 4/2003 Hruby
 6,568,455 B2 5/2003 Zieverink
 6,600,488 B1 7/2003 Moreton et al.
 6,628,279 B1 9/2003 Schell et al.
 6,763,279 B2 7/2004 Davis
 6,856,314 B2 2/2005 Ng
 6,877,916 B2 4/2005 Khaikin
 6,978,230 B1 12/2005 Klosowski et al.
 6,982,710 B2 1/2006 Salomie
 7,003,371 B2 2/2006 Tsuchida et al.
 7,006,089 B2 2/2006 Baumberg
 7,069,108 B2 6/2006 Saarela et al.
 7,091,963 B2 8/2006 Dresevic et al.
 7,236,180 B2 6/2007 Dresevic et al.
 7,593,786 B2 9/2009 Saarela et al.
 7,747,055 B1 6/2010 Vining et al.
 D625,216 S * 10/2010 Morgan D11/26
 7,856,285 B2 12/2010 Carbonera et al.
 D639,108 S * 6/2011 Molayem D7/354
 8,085,266 B2 12/2011 Carbonera et al.
 8,126,683 B2 2/2012 Carbonera et al.
 D684,880 S * 6/2013 Matysik D11/26
 8,473,088 B2 6/2013 Carbonera et al.
 8,515,826 B2 8/2013 Norman
 RE44,696 E 1/2014 Saarela et al.
 D734,976 S * 7/2015 Quinn D7/354

2001/0044668 A1 11/2001 Kimbrough et al.
 2002/0049648 A1 4/2002 Inoue et al.
 2002/0063912 A1 5/2002 Barbanell
 2002/0085748 A1 7/2002 Baumberg
 2002/0092322 A1 7/2002 Zieverink
 2002/0113865 A1 8/2002 Yano et al.
 2002/0128742 A1 9/2002 Zieverink
 2002/0154122 A1 10/2002 Di Lelle
 2002/0159638 A1 10/2002 Ratner et al.
 2002/0181802 A1 12/2002 Peterson
 2002/0191863 A1 12/2002 Biermann et al.
 2004/0020241 A1 * 2/2004 Boiadjian 63/15
 2004/0091143 A1 5/2004 Hu
 2004/0111178 A1 6/2004 Saarela et al.
 2004/0237822 A1 12/2004 Boland et al.
 2005/0086134 A1 4/2005 Bar et al.
 2005/0089237 A1 4/2005 Park et al.
 2005/0147312 A1 7/2005 Chen
 2005/0149409 A1 7/2005 Whaley
 2005/0160574 A1 7/2005 Bazin et al.
 2005/0171866 A1 8/2005 Herbert et al.
 2005/0222862 A1 10/2005 Guhde et al.
 2006/0001664 A1 1/2006 Carbonera
 2006/0096731 A1 5/2006 Do et al.
 2006/0200269 A1 9/2006 Saarela et al.
 2006/0217037 A1 9/2006 Kalanovic
 2006/0224462 A1 10/2006 Brezenoff
 2006/0290695 A1 12/2006 Salomie
 2007/0250456 A1 10/2007 Braunwart
 2008/0040080 A1 2/2008 Bae et al.
 2008/0177410 A1 7/2008 Carbonera
 2008/0229784 A1 9/2008 Carbonera et al.
 2009/0056373 A1 3/2009 Czajka et al.
 2009/0060393 A1 3/2009 Satoh
 2009/0110307 A1 4/2009 Markowitz
 2009/0127138 A1 5/2009 Allameh
 2009/0263624 A1 10/2009 Illston
 2010/0152873 A1 6/2010 Dunne et al.
 2010/0169059 A1 7/2010 Thomas-Lepore et al.
 2010/0274610 A1 10/2010 Andersen et al.
 2010/0323154 A1 * 12/2010 Sharobiem 368/281
 2011/0144785 A1 6/2011 Carbonera et al.
 2011/0145100 A1 6/2011 Berger et al.
 2011/0213482 A1 9/2011 Saarela et al.
 2011/0282476 A1 11/2011 Hegemier et al.
 2011/0307349 A1 12/2011 Gandhi et al.
 2011/0313878 A1 12/2011 Norman
 2012/0075297 A1 3/2012 Carbonera et al.
 2012/0116729 A1 5/2012 Carbonera et al.
 2012/0168024 A1 * 7/2012 Beck et al. 220/694
 2012/0234044 A1 * 9/2012 Matysik 63/15
 2013/0085792 A1 4/2013 Klein
 2013/0204736 A1 8/2013 Klein
 2013/0218714 A1 8/2013 Watkins et al.
 2013/0326457 A1 12/2013 MacMunn et al.
 2014/0052563 A1 2/2014 Watkins et al.
 2014/0075988 A1 * 3/2014 Matysik 63/15.2
 2015/0026015 A1 1/2015 Fishman et al.
 2015/0055085 A1 2/2015 Fonte et al.
 2015/0055086 A1 2/2015 Fonte et al.

FOREIGN PATENT DOCUMENTS

FR 2880521 7/2006
 JP 2003150666 5/2003
 WO 0057254 8/2000
 WO 0193156 12/2001

OTHER PUBLICATIONS

Patent Abstracts of Japan, vol. 2003, No. 9, Sep. 3, 2003.
 International Search Report for PCT Application No. PCT/US2005/013469, mailed Sep. 6, 2005.
 Sigmund et al. "Transformations between Pictures from 2D to 3D", Jun. 2000, Journal of Intelligent and Robotic Systems, vol. 28, pp. 69-84.
 Hendricks, Bob. "Henricks Mfg. Jewellers-CNC Production of Wax Models Boosts Ring Sales by 50%", www.techno-isel.com/CNC_Routers/Testimonials/Articles/Hendricks.htm, Nov. 25, 2001.

(56)

References Cited

OTHER PUBLICATIONS

Wick et al. "Tool and Manufacturing Engineers Handbook", 1998, Society of Manufacturing Engineers, vol. 3, Chapter 15, pp. 15-1, 15-2, and 15-25.

Wirth, Joachim "Rapid Modeling", Carl Hanser Verlag, Munchen, 2002, pp. 60-62, 170-177.

International Search Report and Written Opinion. International Patent Application No. PCT/US2008/056705. Mailed Apr. 8, 2008. Techjewel, "TechGems 3.0", User Guide, 2004.

Stamati et al. "A Parametric Feature-based CAD System for Reproducing Traditional Pierced Jewellery", Computer-Aided Design, vol. 37, Issue 4, pp. 431-449, Apr. 2005.

Wannarumon et al. "Intelligent Computer System for Jewelry Design Support", Computer Aided Design and Applications, 1 (1-4) 551-558, 2004.

Rowan, Mark, "Automated Methods for Evolutionary Pave Jewellery Design", The University of Birmingham School of Computer Science, Jan. 15, 2006.

Delcam plc, "ArtCAM JewelSmith User Guide", Issue 7.1 Sep. 11, 2004.

Wannarumon et al. "Rapid Prototyping and Tooling Technology in Jewelry CAD", Computer-Aided Design and Applications, Jan. 2004, vol. 1, No. 1-4 (pp. 569-575).

Park, Sang C. "Polygonal extrusion", The Visual Computer, Jan. 28, 2003, Springer-Verlag, pp. 38-49.

Stam, Jos et al. "Quad/Triangle Subdivision", Computer Graphics Forum, vol. 22, No. 1, Apr. 2003, pp. 79-85.

Prasad, Biren et al. "CAD Software System Requirements for Concurrent Engineering", SAE Special Publication SP-1146, SAE Paper 960550 (Feb. 26-29, 1996) pp. 77-84.

Ashkenazi, D. et al. "Archeometallurgical characterization of Late Roman- and Byzantine-period Samaritan magical objects and jewelry made of copper alloys", Materials Characterization 102 (Feb. 17, 2015) pp. 195-208.

Fata, R.G. et al. "Mounting large lenses in wide-field instruments for the converted MMT", Proc. of SPIE vol. 3355, Optical Astronomical Instrumentation (Jun. 1998) pp. 275-284.

* cited by examiner

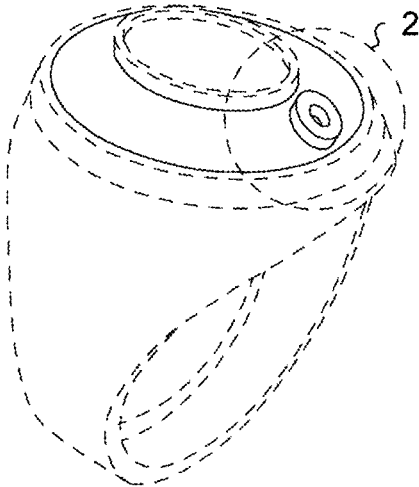


FIG. 1

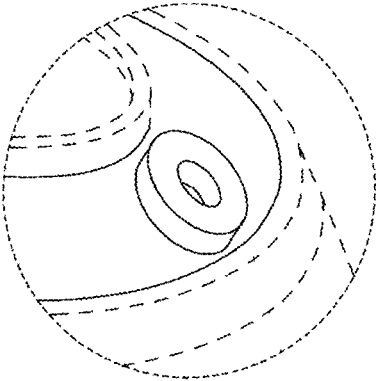


FIG. 2

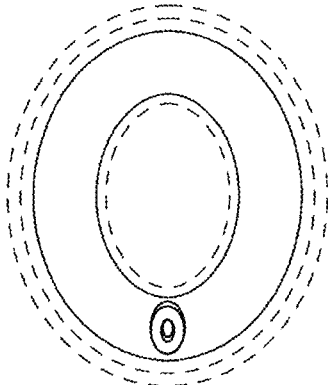


FIG. 3

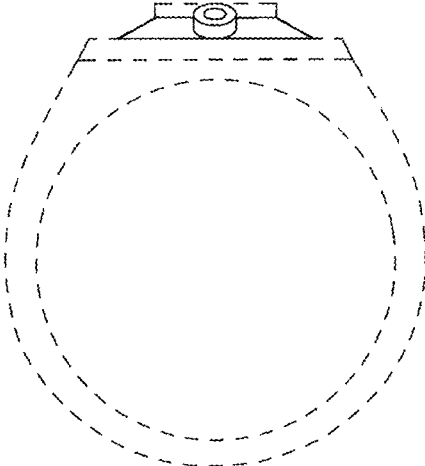


FIG. 4




FIG. 5

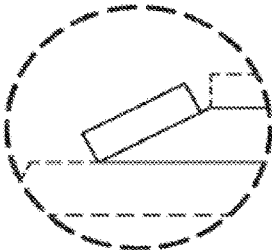


FIG. 6




FIG. 7

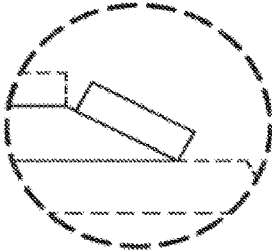


FIG. 8



FIG. 9