



US00D570415S

(12) **United States Design Patent**
Richter et al.

(10) **Patent No.:** **US D570,415 S**

(45) **Date of Patent:** **** Jun. 3, 2008**

(54) **CLIP**

(75) Inventors: **Matthias Richter**, Hamburg (DE);
Amaury Dhesse, St. Entienne de
Montiuc (FR)

(73) Assignee: **Sanford, L.P.**, Oak Brook, IL (US)

(**) Term: **14 Years**

(21) Appl. No.: **29/298,222**

(22) Filed: **Nov. 30, 2007**

Related U.S. Application Data

(62) Division of application No. 29/264,976, filed on Aug.
23, 2006.

(30) **Foreign Application Priority Data**

Feb. 23, 2006 (EM) 000484522

(51) **LOC (8) Cl.** **19-06**

(52) **U.S. Cl.** **D19/56**

(58) **Field of Classification Search** D19/35,
D19/36, 41-51, 53-57; 24/11 F, 11 P, 11 R;
401/52, 99, 100, 104-109, 192, 195, 196
See application file for complete search history.

(56) **References Cited**

U.S. PATENT DOCUMENTS

D47,595 S * 7/1915 Huber D19/56
1,478,049 A * 12/1923 Nelson 24/11 CC
4,129,925 A * 12/1978 Brown 24/11 CC

D304,667 S * 11/1989 Hutton D8/18
D334,408 S * 3/1993 Takemura D19/56
D357,278 S * 4/1995 Turney D19/56
D358,168 S * 5/1995 Osada D19/48
D394,877 S * 6/1998 Hsieh D19/56
D401,277 S * 11/1998 Takemura D19/50
D425,124 S * 5/2000 Chen D19/57
D426,378 S * 6/2000 Cohen D3/215
D428,918 S * 8/2000 Mittersinker D19/56
D441,793 S * 5/2001 Takemura D19/51
D466,933 S 12/2002 Ferrara, Jr. D19/47
D468,354 S 1/2003 Cooper et al. D19/55
D494,219 S 8/2004 Arita D19/51
D526,743 S * 8/2006 Battista et al. D27/161
D551,707 S * 9/2007 Neuenschwander et al. . D19/47

* cited by examiner

Primary Examiner—Elizabeth A. Albert
(74) *Attorney, Agent, or Firm*—Marshall Gerstein & Borun
LLP

(57) **CLAIM**

The ornamental design for a clip, as shown and described.

DESCRIPTION

FIG. 1 is a rear view showing our new design for a clip;
FIG. 2 is a front view of the clip of FIG. 1;
FIG. 3 is a side view of the clip of FIG. 1, the opposite side
view being a mirror image thereof;
FIG. 4 is a top plan view of the clip of FIG. 1; and,
FIG. 5 is a bottom plan view of the clip of FIG. 1.

1 Claim, 1 Drawing Sheet

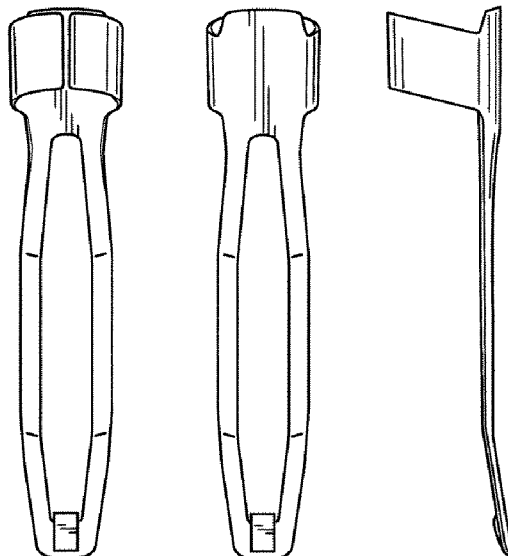


FIG. 1

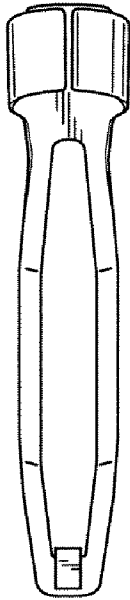


FIG. 2

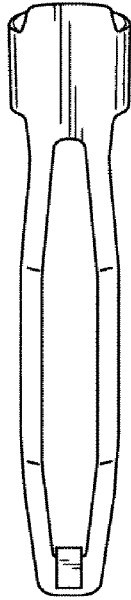


FIG. 4

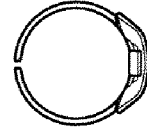


FIG. 3

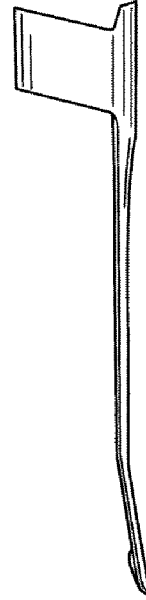


FIG. 5

