



US00D506331S

(12) **United States Design Patent**
Quintal

(10) **Patent No.:** **US D506,331 S**

(45) **Date of Patent:** **** Jun. 21, 2005**

(54) **WORKSTATION**

(76) **Inventor:** **Alain Quintal**, 4745 Road 125,
Rawdon, Quebec (CA), J0K 1S0

(**) **Term:** **14 Years**

(21) **Appl. No.:** **29/196,043**

(22) **Filed:** **Dec. 22, 2003**

Related U.S. Application Data

(62) Division of application No. 29/168,145, filed on Sep. 27,
2002, now Pat. No. Des. 488,935.

(30) **Foreign Application Priority Data**

Mar. 28, 2002 (CA) 99010

(51) **LOC (8) Cl.** **06-06**

(52) **U.S. Cl.** **D6/495; D6/332**

(58) **Field of Search** D6/421-428, 464,
D6/465, 477, 479, 484, 332, 491, 492,
495; 108/50.01, 50.02, 59, 92, 91; 160/351,
352; 52/238.1

(56) **References Cited**

U.S. PATENT DOCUMENTS

2,005,134 A	*	6/1935	Noble	40/603
5,613,543 A	*	3/1997	Walton	160/265
D449,169 S	*	10/2001	Bennie et al.	D6/332
D488,935 S	*	4/2004	Quintal	D6/426

* cited by examiner

Primary Examiner—Janice E. Seeger

(74) *Attorney, Agent, or Firm*—Robert Brouillette; Ronald
S. Kosie; Gaétan Prince

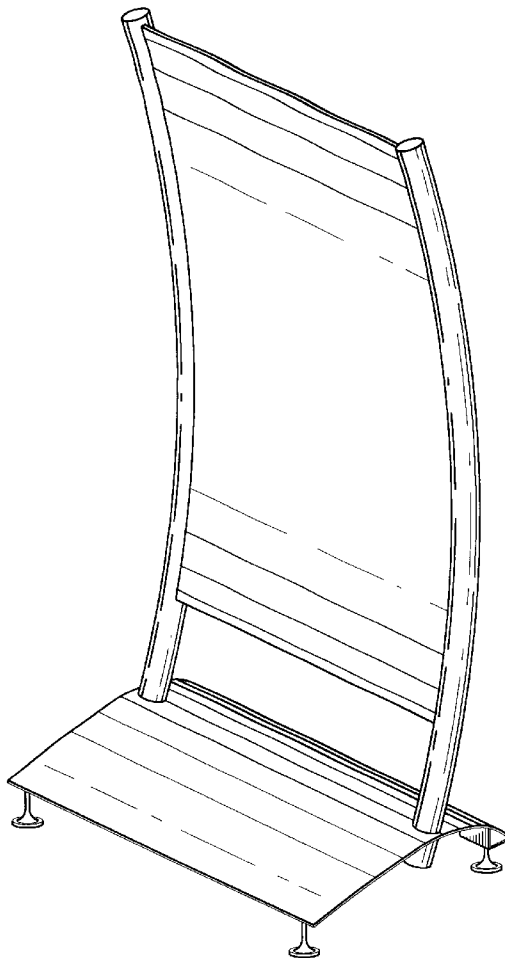
(57) **CLAIM**

The ornamental design for a workstation, as shown.

DESCRIPTION

FIG. 1 is a perspective view of the workstation;
FIG. 2 is a left side view of the workstation; and,
FIG. 3 is a front view of the workstation.

1 Claim, 2 Drawing Sheets



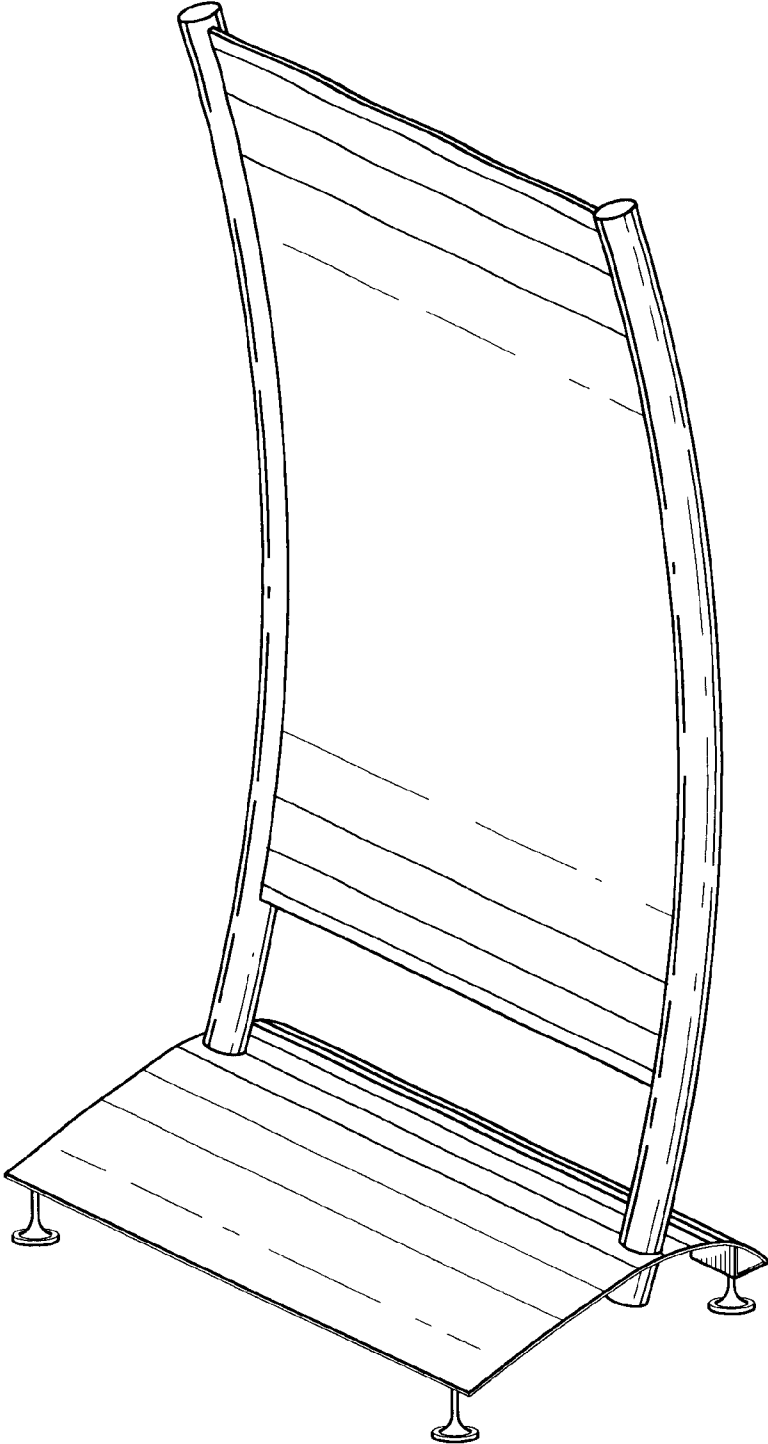


FIG. 1




FIG. 3

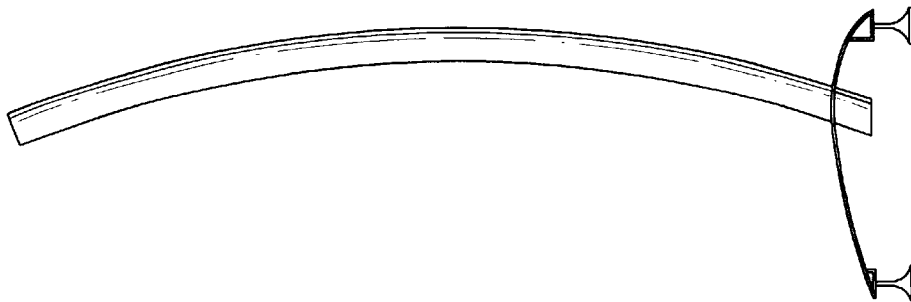


FIG. 2