



US00D435603S

# United States Patent [19]

[11] Patent Number: **Des. 435,603**

Holmes et al.

[45] Date of Patent: **\*\* Dec. 26, 2000**

[54] **HAND HELD ELECTRONIC GAME**

5,106,102 4/1992 Mitsumoto .

[75] Inventors: **Robert Holmes**, Dallas, Tex.; **Ronald D. Bagley**, Oakland, Calif.

5,317,336 5/1994 Hall .

5,573,440 11/1996 Schneider et al. .

5,823,876 10/1998 Unbehand ..... 463/37

5,829,745 11/1998 Houle .

5,989,123 2/2000 Tosaki et al. .... 463/47

[73] Assignee: **Radica China Limited**, Virgin Islands (Br.)

### OTHER PUBLICATIONS

[\*\*] Term: **14 Years**

Sparco Steering Wheels—Safari, One Sheet, 1998.

Talking Steering Wheel—My First Mission and Learn N’

Drive Mission Wheel, One Sheet, 1998.

Electronic Game, One Sheet, 98 JCP Catalog, 1998.

Thrustmaster 98 Nascar Pro Digital, Two Sheets, 1998.

[21] Appl. No.: **29/114,430**

*Primary Examiner*—Prabhakar Deshmukh

*Attorney, Agent, or Firm*—Roylance, Abrams, Berdo & Goodman, L.L.P.

[22] Filed: **Nov. 24, 1999**

[51] **LOC (7) Cl.** ..... **21-01**

[52] **U.S. Cl.** ..... **D21/329**

[58] **Field of Search** ..... D21/324, 328, D21/329, 330, 333; 273/148 B; 463/1, 29–35, 46, 47, 6, 23

### [57] CLAIM

The ornamental design for a hand held electronic game, as shown and described.

### [56] References Cited

#### U.S. PATENT DOCUMENTS

- D. 270,460 9/1983 Burtoft et al. .
- D. 316,879 5/1991 Shulman et al. .
- D. 317,025 5/1991 Ng Chuck-Sun .
- D. 328,315 7/1992 Shulman .
- D. 342,474 12/1993 Oki .
- D. 345,540 3/1994 Allen .
- D. 346,997 5/1994 Kurtis .
- D. 347,612 6/1994 Allen .
- D. 379,203 5/1997 Oikawa .
- D. 380,503 7/1997 Tyler .
- D. 393,493 4/1998 Lee .
- D. 394,092 5/1998 Kato .
- D. 400,935 11/1998 Murasaki et al. .
- D. 410,970 6/1999 Larian .
- D. 420,708 2/2000 Holmes et al. .... D21/329
- 3,568,332 3/1971 Koci et al. .
- 4,527,688 7/1985 Jones et al. .
- 4,932,913 6/1990 Raviv et al. .
- 5,056,787 10/1991 Mitsuyoshi .

### DESCRIPTION

FIG. 1 is a front, bottom right side perspective view of a hand held electronic game in accordance with the new design;

FIG. 2 is a front elevational view of the hand held electronic game illustrated in FIG. 1;

FIG. 3 is a rear elevational view of the hand held electronic game illustrated in FIGS. 1 and 2;

FIG. 4 is a left side elevational view of the hand held electronic game illustrated in FIGS. 1–3;

FIG. 5 is a right side elevational view of the hand held electronic game illustrated in FIGS. 1–4;

FIG. 6 is a top plan view of the hand held electronic game illustrated in FIGS. 1–5; and,

FIG. 7 is a bottom plan view of the hand held electronic game illustrated in FIGS. 1–6.


**1 Claim, 4 Drawing Sheets**






FIG. 1


**FIG. 2**




**FIG. 3**



**FIG. 4**



**FIG. 5**






FIG. 6




FIG. 7