



US00D939406S

(12) **United States Design Patent** (10) **Patent No.:** **US D939,406 S**
Bischoff et al. (45) **Date of Patent:** **** Dec. 28, 2021**

(54) **VEHICLE BUMPER** 2019/527; B60R 2019/1886; B62D 25/02;
B62D 25/08; B62D 25/16
(71) Applicant: **VOLKSWAGEN**
AKTIENGESELLSCHAFT,
Wolfsburg (DE) See application file for complete search history.

(72) Inventors: **Klaus Bischoff,** Wolfsburg (DE);
Alejandro Bustamante Rueda,
Wolfsburg (DE); **Maxence Douillard,**
Wolfsburg (DE)

(73) Assignee: **VOLKSWAGEN**
AKTIENGESELLSCHAFT,
Wolfsburg (DE)

(**) Term: **15 Years**

(21) Appl. No.: **29/757,220**

(22) Filed: **Nov. 4, 2020**

Related U.S. Application Data

(62) Division of application No. 29/700,190, filed on Jul. 31, 2019, now Pat. No. Des. 908,558.

Foreign Application Priority Data

Feb. 14, 2019 (DE) 40 2019 100 190.5

(51) **LOC (13) Cl.** **12-16**

(52) **U.S. Cl.**
USPC **D12/169**

Field of Classification Search

USPC D12/82, 86, 88, 89, 90, 91, 92, 93, 96,
D12/163, 164, 165, 166, 167, 169, 170,
D12/171, 172, 173, 181, 184, 185, 190,
D12/192, 196, 216, 223, 400; D21/533,
D21/548, 552, 561
CPC B60R 19/00; B60R 19/02; B60R 19/04;
B60R 19/16; B60R 19/18; B60R 19/24;
B60R 19/26; B60R 19/44; B60R 19/48;
B60R 19/52; B60R 19/56; B60R
2019/007; B60R 2019/522; B60R

(56) **References Cited**

U.S. PATENT DOCUMENTS

D690,628 S * 10/2013 Minamisawa D12/169
D708,997 S * 7/2014 Koizumi D12/169
D826,094 S * 8/2018 Bischoff D12/92
D875,608 S * 2/2020 Bischoff D12/92

(Continued)

FOREIGN PATENT DOCUMENTS

WO DM074966 12/2010
WO DM083657 5/2014

OTHER PUBLICATIONS

2019 Volkswagen Jetta GLI, Published Jul. 22, 2019 [online],
[retrieved on Aug. 12, 2021]. Retrieved from the Internet: <https://www.motortrend.com/reviews/2019-volkswagen-jetta-gli-first-test-review/> (Year: 2019).*

Primary Examiner — Cary M Robinson

Assistant Examiner — Adam C Mager

(74) *Attorney, Agent, or Firm* — Lucas & Mercanti, LLP;
Klaus P. Stoffel


(57) **CLAIM**

The ornamental design for a vehicle bumper, as shown and described.

DESCRIPTION

FIG. 1 is a front view of the vehicle bumper;
FIG. 2 is a rear view thereof;
FIG. 3 is a top view thereof;
FIG. 4 is a front, right side perspective view thereof;
FIG. 5 is a left side view thereof;
FIG. 6 is a right side view thereof; and,
FIG. 7 is a bottom view thereof.

1 Claim, 4 Drawing Sheets



(56)

References Cited

U.S. PATENT DOCUMENTS

D875,609	S	*	2/2020	Bischoff	D12/92
D877,668	S	*	3/2020	Bucher	D12/169
D895,484	S	*	9/2020	Bischoff	D12/88
D906,884	S	*	1/2021	Bischoff	D12/91
D911,231	S	*	2/2021	Bucher	D12/169
D913,872	S	*	3/2021	Murakami	D12/169
D924,752	S	*	7/2021	Park	D12/169

* cited by examiner

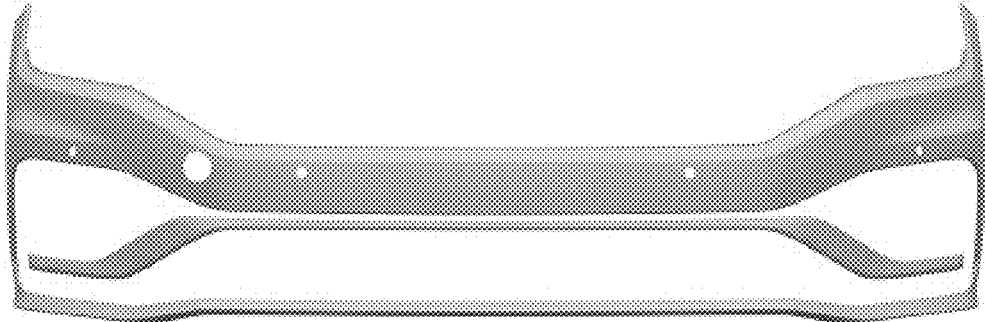


Fig. 1




Fig. 2




Fig. 3

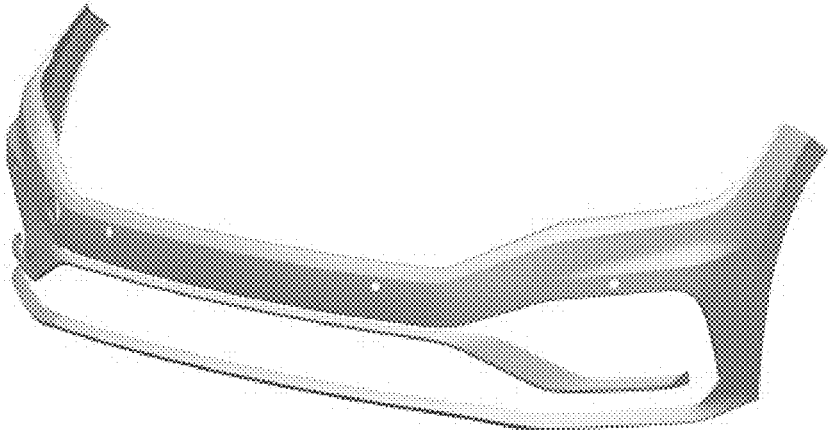


Fig. 4




Fig. 5

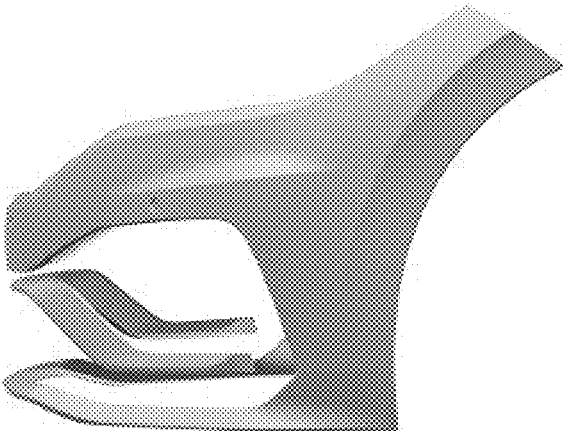


Fig. 6



Fig. 7