



US00D817219S

(12) **United States Design Patent**
Fox

(10) **Patent No.:** **US D817,219 S**

(45) **Date of Patent:** **** May 8, 2018**

(54) **DIAMOND**

(71) Applicant: **Andrew W. Fox**, New Rochelle, NY
(US)

(72) Inventor: **Andrew W. Fox**, New Rochelle, NY
(US)

(**) Term: **15 Years**

(21) Appl. No.: **29/608,985**

(22) Filed: **Jun. 27, 2017**

(51) **LOC (11) Cl.** **11-01**

(52) **U.S. Cl.**
USPC **D11/90**

(58) **Field of Classification Search**
USPC D11/1-2, 26-29, 89-92; 63/26-28, 32
CPC A44C 17/00; A44C 17/01; A44C 17/005;
A44C 17/007; A44C 17/008
See application file for complete search history.

(56) **References Cited**

U.S. PATENT DOCUMENTS

D481,650 S * 11/2003 Sung D11/90
D511,709 S * 11/2005 Mehta D11/90

D531,929 S * 11/2006 Tannenbaun D11/90
D566,608 S * 4/2008 Sinclair D11/90
D566,611 S * 4/2008 Sinclair D11/90
D656,062 S * 3/2012 Botha D11/90
D685,670 S * 7/2013 Chen D11/90
D740,158 S * 10/2015 Sishodia D11/90
D788,632 S * 6/2017 Tannenbaum D11/90
D791,009 S * 7/2017 Patel D11/90
D806,604 S * 1/2018 Blustein D11/90

* cited by examiner

Primary Examiner — Ralf Seifert

(74) *Attorney, Agent, or Firm* — Amster, Rothstein &
Ebenstein LLP

(57) **CLAIM**

The ornamental design for a diamond, as shown and described.

DESCRIPTION


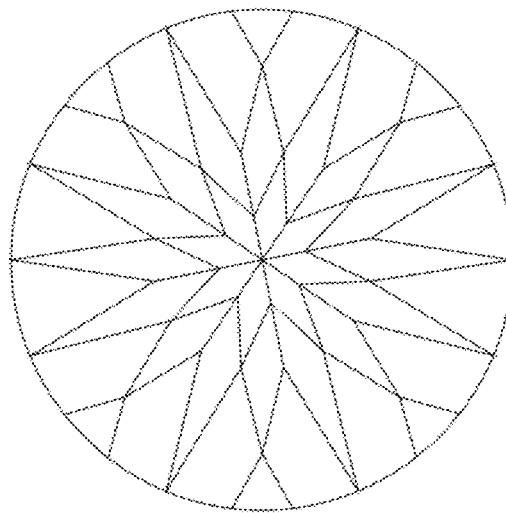
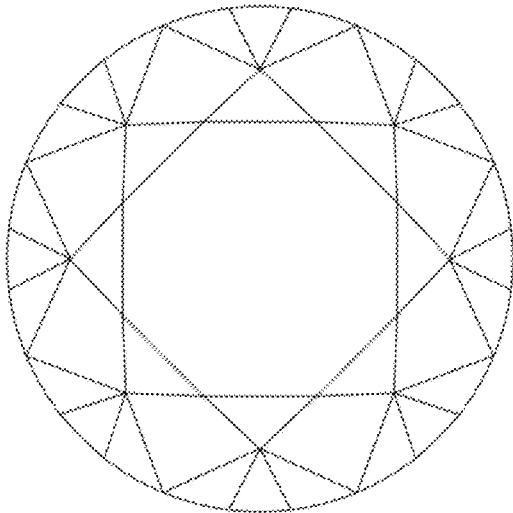
FIG. 1 is a side perspective view of the diamond showing the present design.

FIG. 2 is a side view thereof.

FIG. 3 is a top plan view thereof; and,

FIG. 4 is a bottom plan view thereof.

1 Claim, 3 Drawing Sheets



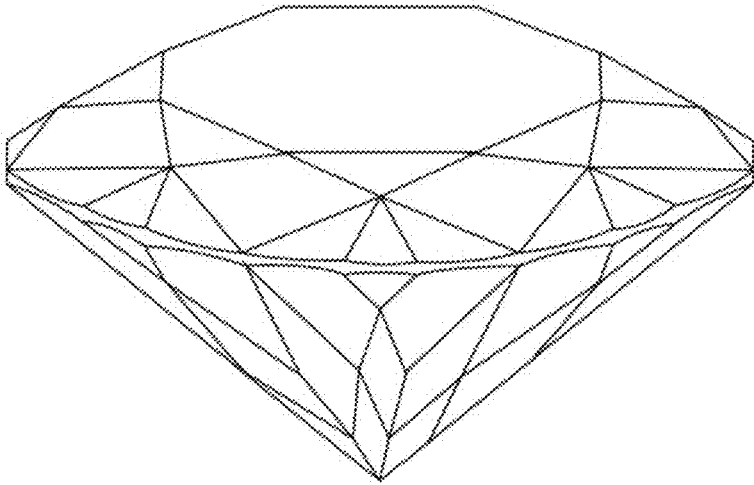


FIG. 1

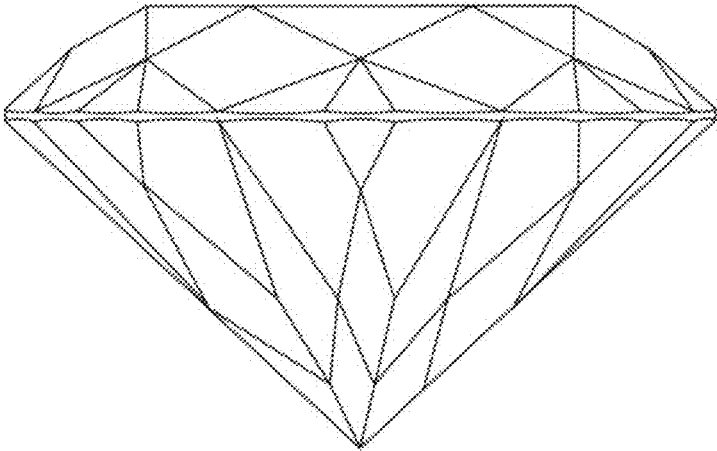


FIG. 2

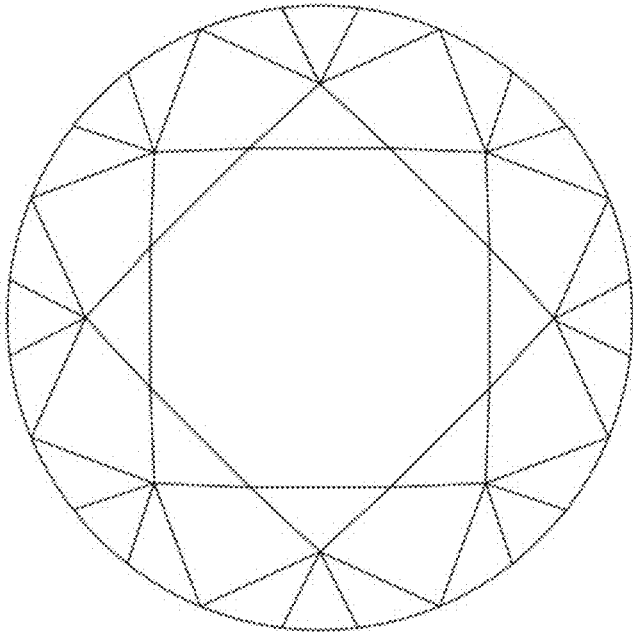


FIG. 3

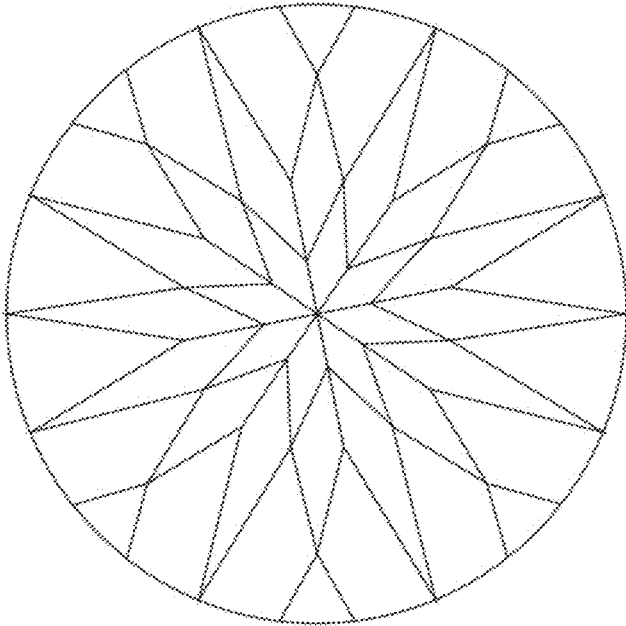


FIG. 4