



US00D742025S

(12) **United States Design Patent**  
**Callow**

(10) **Patent No.:** **US D742,025 S**

(45) **Date of Patent:** **\*\* Oct. 27, 2015**

(54) **HOLLOW PLUG**

(71) Applicant: **Steve Callow**, Fort Lauderdale, FL (US)

(72) Inventor: **Steve Callow**, Fort Lauderdale, FL (US)

(73) Assignee: **Perfect Fit Brand, Inc.**, Fort  
Lauderdale, FL (US)

(\*\*) Term: **14 Years**

(21) Appl. No.: **29/494,181**

(22) Filed: **Jun. 18, 2014**

(51) **LOC (10) Cl.** ..... **28-03**

(52) **U.S. Cl.**  
USPC ..... **D24/214**

(58) **Field of Classification Search**

USPC ..... D24/200, 211, 212, 213, 214, 215;  
601/19, 27-32, 46, 49, 52, DIG. 12,  
601/DIG. 14, DIG. 15, DIG. 16, DIG. 17;  
D21/685

CPC ..... A61H 19/30; A61H 19/32; A61H 19/34;  
A61H 19/40; A61H 19/44; A61H 19/50;  
A61H 19/00; A61H 2201/0153; A61H  
2201/0207; A61H 2201/0263; A61H  
2201/0111; A61H 2201/1253; A61H  
2205/082; A61H 2205/085; A61H 15/0085

See application file for complete search history.

(56) **References Cited**

U.S. PATENT DOCUMENTS

D282,949 S *	3/1986	Arve .....	D21/662
D384,417 S *	9/1997	Zurbay .....	D24/214
5,817,037 A *	10/1998	Zurbay .....	601/135
D408,543 S *	4/1999	Back .....	D24/211
D607,116 S *	12/2009	Morganstern .....	D24/214
D637,728 S *	5/2011	Sevier et al. ....	D24/211
D719,665 S *	12/2014	Callow .....	D24/214

\* cited by examiner

*Primary Examiner* — Sandra Snapp

(74) *Attorney, Agent, or Firm* — Peter A. Koziol; Assouline  
& Berlowe, P.A.

(57) **CLAIM**

The ornamental design for a hollow plug, as shown and  
described.

**DESCRIPTION**

FIG. 1 is a rear perspective view of the hollow plug present  
invention;

FIG. 2 is a front perspective view of the invention shown in  
FIG. 1;

FIG. 3 is a side elevational view of the invention shown in  
FIG. 1;

FIG. 4 is a top view of the invention shown in FIG. 1;

FIG. 5 is a front end view of the invention shown in FIG. 1;  
and,

FIG. 6 is a rear end view of the invention shown in FIG. 1.

The claimed design and illustrations shown in the drawings  
depict a hollow plug.

**1 Claim, 6 Drawing Sheets**

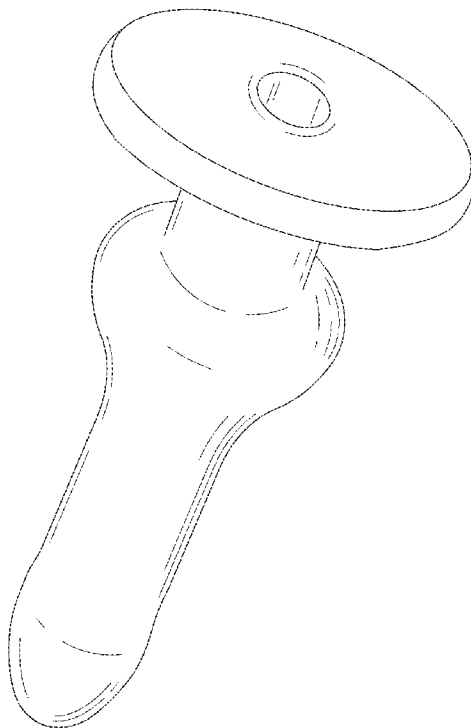




FIG. 1



FIG. 2

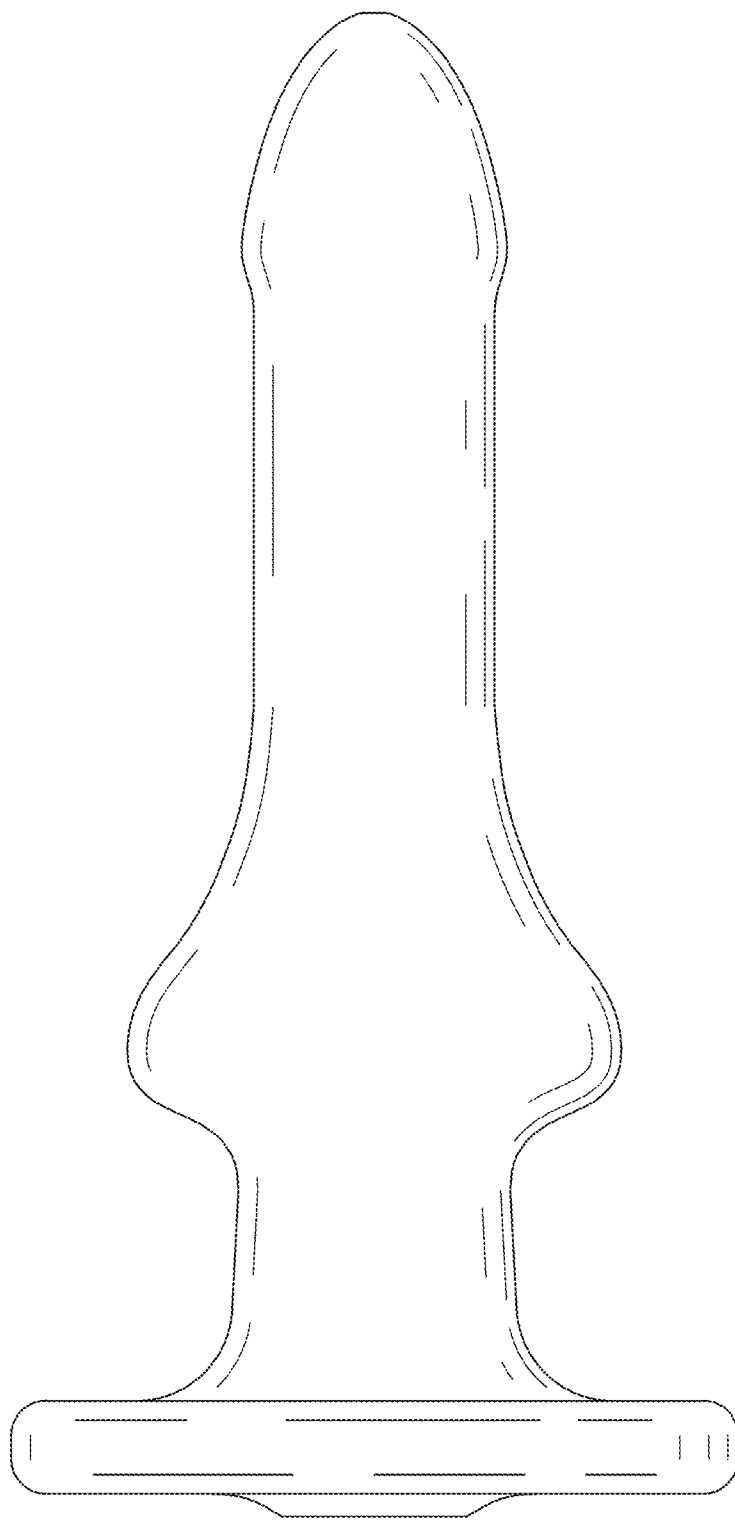


FIG. 3

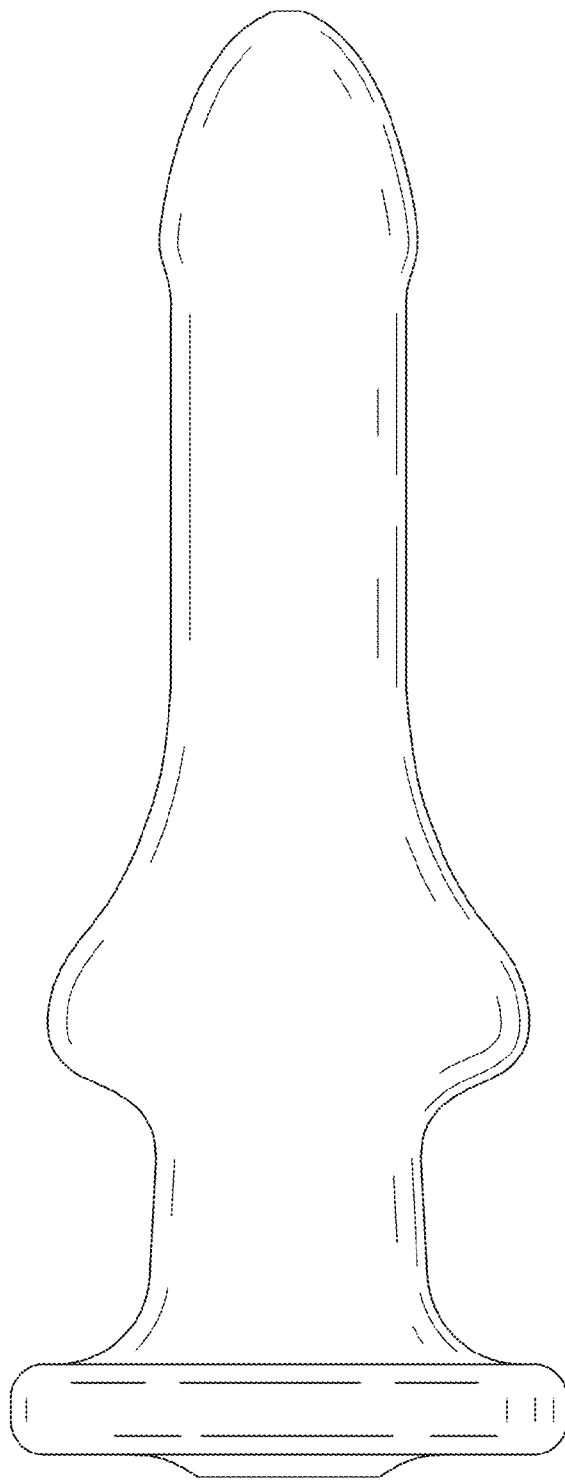


FIG. 4

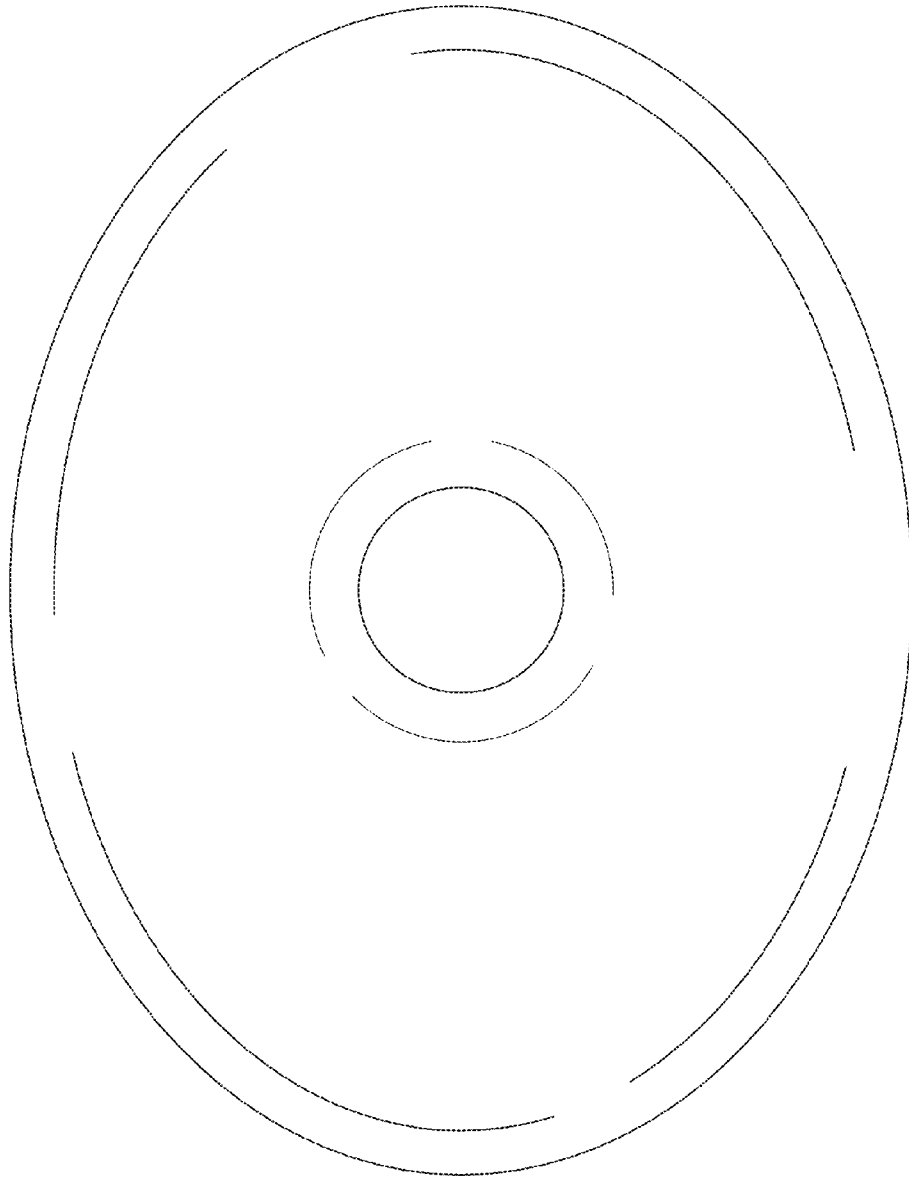


FIG. 5

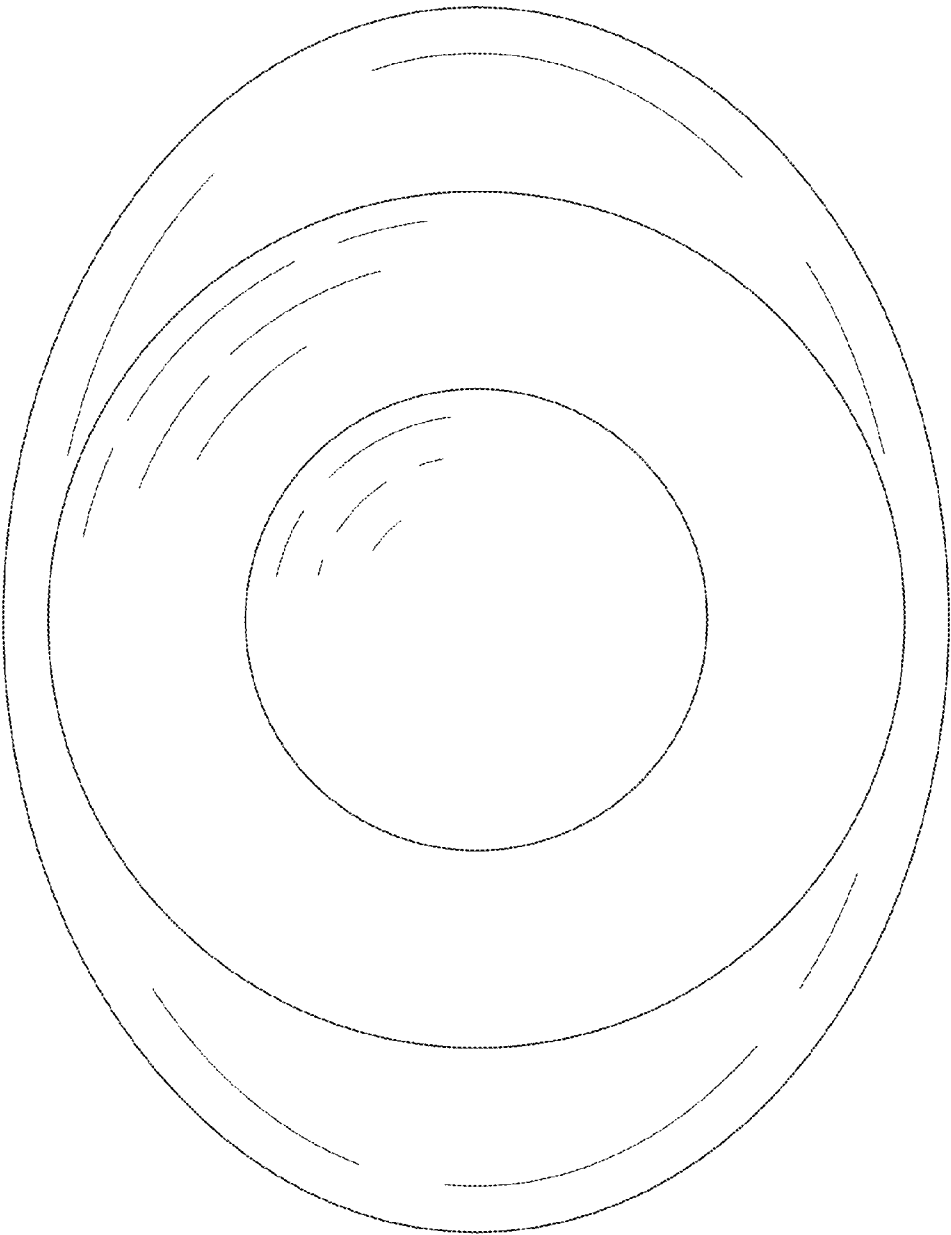


FIG. 6