



(86) Date de dépôt PCT/PCT Filing Date: 2005/06/29
 (87) Date publication PCT/PCT Publication Date: 2006/01/12
 (85) Entrée phase nationale/National Entry: 2006/12/27
 (86) N° demande PCT/PCT Application No.: US 2005/022836
 (87) N° publication PCT/PCT Publication No.: 2006/004703
 (30) Priorité/Priority: 2004/06/29 (US60/583,682)

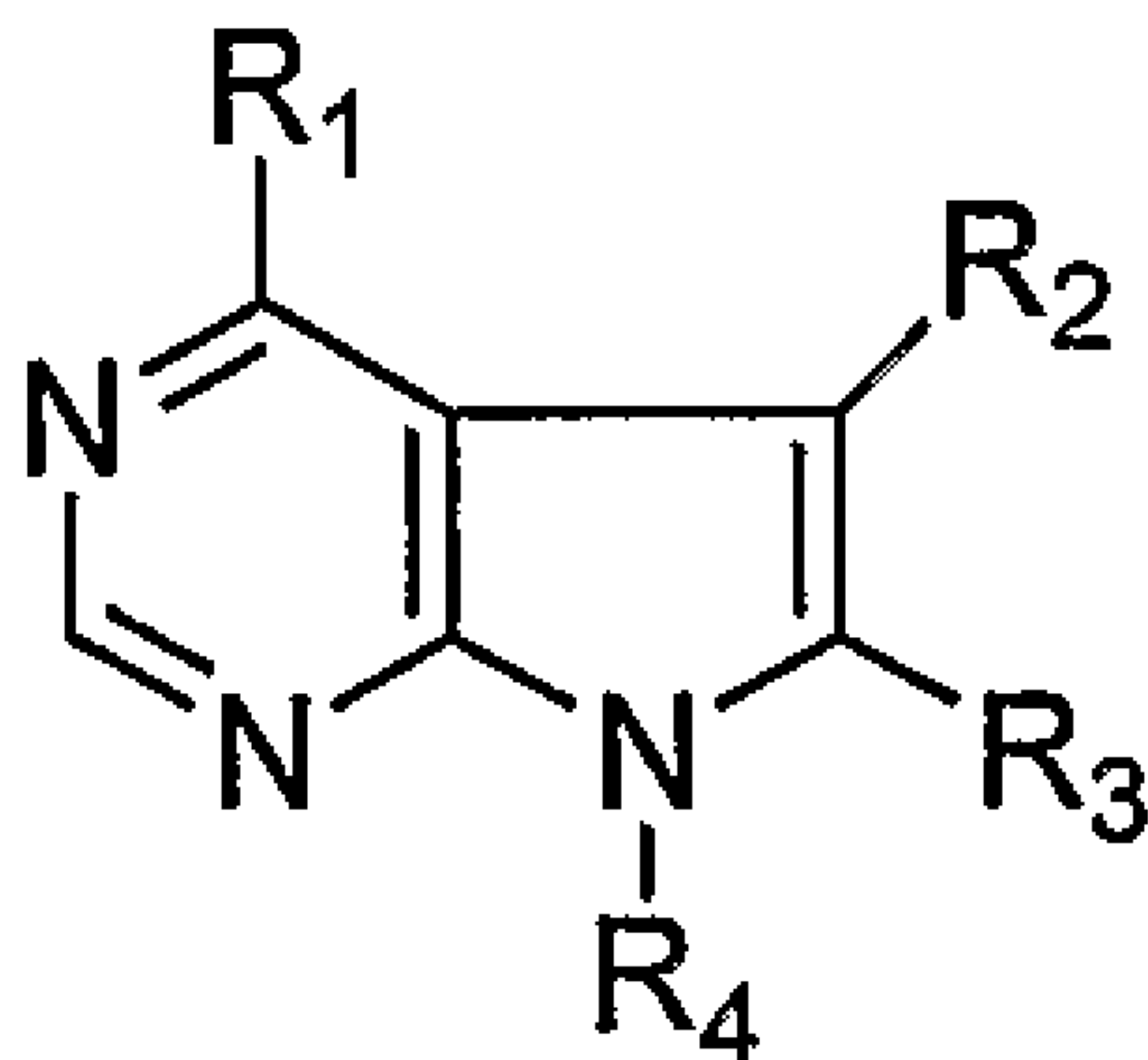
(51) Cl.Int./Int.Cl. *C07D 487/00* (2006.01),
A61K 31/519 (2006.01), *A61P 35/00* (2006.01)

(71) Demandeur/Applicant:
AMGEN INC., US

(72) Inventeurs/Inventors:
FARTHING, CHRISTOPHER N., GB;
FAULDER, PAUL, GB;
FRENKEL, ALEXANDER DAVID, GB;
HARRISON, MARTIN JAMES, GB;
JIAO, XIANYUN, US;
KAYSER, FRANK, US;

...
(74) Agent: GOUDREAU GAGE DUBUC

(54) Titre : PYRROLO [2, 3-d] PYRIMIDINES QUI MODULENT L'ACTIVITE ACK1 ET LCK
 (54) Title: PYRROLO[2,3-d]PYRIMIDINES THAT MODULATE ACK1 AND LCK ACTIVITY



(I)

(57) Abrégé/Abstract:

Compounds that modulate the action of ACK1 and LCK, and related compositions methods for treating ACK1- and LCK-mediated diseases are described. In one aspect, the compounds have the general structure: where the values of the substituents are provided herein.

(72) **Inventeurs(suite)/Inventors(continued)**: KOPECKY, DAVID J., US; LIU, JINQIAN, US; LIVELY, SARAH E., GB;
SHARMA, RAJIV, US; SHUTTLEWORTH, STEPHEN JOSEPH, GB

(12) INTERNATIONAL APPLICATION PUBLISHED UNDER THE PATENT COOPERATION TREATY (PCT)

(19) World Intellectual Property Organization
International Bureau



(43) International Publication Date
12 January 2006 (12.01.2006)

PCT

(10) International Publication Number
WO 2006/004703 A2

(51) International Patent Classification:
C07D 487/00 (2006.01)

Rajiv [IN/US]; 5419 Shattuck Avenue, Fremont, CA 94555 (US). SHUTTLEWORTH, Stephen Joseph [GB/GB]; 4 Thames Close, Bourne End, Buckinghamshire SL8 5QJ (GB).

(21) International Application Number:
PCT/US2005/022836

(22) International Filing Date: 29 June 2005 (29.06.2005)

(74) Agent: PEET, Richard; FOLEY & LARDNER LLP, 3000 K Street, N.W., Suite 500, Washinton, DC 20007-5143 (US).

(25) Filing Language: English

(26) Publication Language: English

(30) Priority Data:
60/583,682 29 June 2004 (29.06.2004) US

(81) Designated States (*unless otherwise indicated, for every kind of national protection available*): AE, AG, AL, AM, AT, AU, AZ, BA, BB, BG, BR, BW, BY, BZ, CA, CH, CN, CO, CR, CU, CZ, DE, DK, DM, DZ, EC, EE, EG, ES, FI, GB, GD, GE, GH, GM, HR, HU, ID, IL, IN, IS, JP, KE, KG, KM, KP, KR, KZ, LC, LK, LR, LS, LT, LU, LV, MA, MD, MG, MK, MN, MW, MX, MZ, NA, NG, NI, NO, NZ, OM, PG, PH, PL, PT, RO, RU, SC, SD, SE, SG, SK, SL, SM, SY, TJ, TM, TN, TR, TT, TZ, UA, UG, US, UZ, VC, VN, YU, ZA, ZM, ZW.

(71) Applicant (*for all designated States except US*): AMGEN INC. [US/US]; One Amgen Center Drive, Thousand Oaks, CA 91320-1799 (US).

(72) Inventors; and

(75) Inventors/Applicants (*for US only*): FARTHING, Christopher N. [GB/GB]; 11 Spinney Mead, Macclesfield, Cheshire SK10 2BY (GB). FAULDER, Paul [GB/GB]; 26 Rookway, Alkrington, Middleton, Manchester M24 1EB (GB). FRENKEL, Alexander David [GB/GB]; Rose Cottage, Little Hucklow, Derbyshire SK17 8RT (GB). HARRISON, Martin James [GB/GB]; 18 Bridle Road, Woodford, Stockport, Cheshire SK7 1QJ (GB). JIAO, Xianyun [CN/US]; 1738 South Grant Street, Apt. 5, San Mateo, CA 94402 (US). KAYSER, Frank [DE/US]; 4150 17th Street, Apt. 25, San Francisco, CA 94114 (US). KOPECKY, David J. [US/US]; 548 Brannan Street, #200, San Francisco, CA 94107 (US). LIU, Jinqian [CN/US]; 1907 Murchison Drive, Burlingame, CA 94010 (US). LIVELY, Sarah E. [GB/GB]; Hillcrest Reades Lane, Congleton, Cheshire CW12 3PJ (GB). SHARMA,

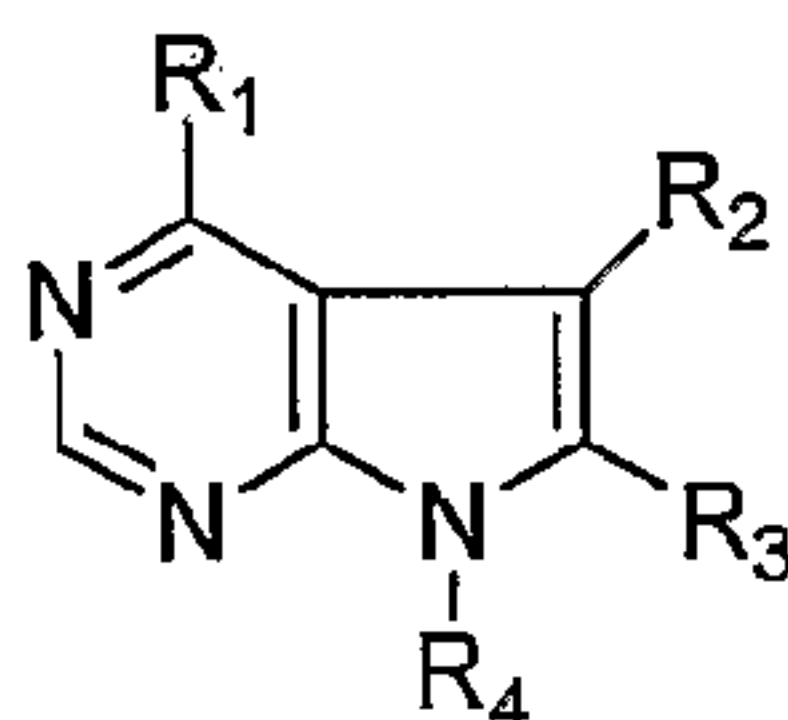
(84) Designated States (*unless otherwise indicated, for every kind of regional protection available*): ARIPO (BW, GH, GM, KE, LS, MW, MZ, NA, SD, SL, SZ, TZ, UG, ZM, ZW), Eurasian (AM, AZ, BY, KG, KZ, MD, RU, TJ, TM), European (AT, BE, BG, CH, CY, CZ, DE, DK, EE, ES, FI, FR, GB, GR, HU, IE, IS, IT, LT, LU, MC, NL, PL, PT, RO, SE, SI, SK, TR), OAPI (BF, BJ, CF, CG, CI, CM, GA, GN, GQ, GW, ML, MR, NE, SN, TD, TG).

Published:

— *without international search report and to be republished upon receipt of that report*

For two-letter codes and other abbreviations, refer to the "Guidance Notes on Codes and Abbreviations" appearing at the beginning of each regular issue of the PCT Gazette.

(54) Title: PYRROLO[2,3-*d*]PYRIMIDINES THAT MODULATE ACK1 AND LCK ACTIVITY



(I)

(57) Abstract: Compounds that modulate the action of ACK1 and LCK, and related compositions methods for treating ACK1- and LCK-mediated diseases are described. In one aspect, the compounds have the general structure: where the values of the substituents are provided herein.

WO 2006/004703 A2

PYRROLO[2,3-*d*]PYRIMIDINES THAT MODULATE ACK1 AND LCK ACTIVITY**CROSS-REFERENCE TO RELATED APPLICATIONS**

[0001] This application claims the benefit of priority of U.S. Provisional Patent Application No. 60/583,682, filed on June 29, 2004.

FIELD OF THE INVENTION

[0002] This invention pertains generally to treating proliferative diseases characterized by activity of activated p21cdc42Hs-associated kinase (ACK1) and LCK. In one aspect, the present invention provides new pyrrolopyrimidine compounds, pharmaceutical formulations containing the compounds, methods of treatment using the compounds, and methods of preparing the pharmaceutical formulations and compounds.

BACKGROUND OF THE INVENTION

[0003] Cancer is the second leading cause of death in the United States, after heart disease (Boring, et al., CA Cancer J. Clin., 43:7, 1993), and it develops in one in three Americans. One of every four Americans dies of cancer. Cancer features uncontrolled cellular growth, which results either in local invasion of normal tissue or systemic spread (metastasis) of the abnormal growth. A particular type of cancer or a particular stage of cancer development may involve both elements.

[0004] Cancer is caused by inherited or acquired mutations in cancer genes, which have normal cellular functions and which induce or otherwise contribute to cancer once mutated or expressed at an abnormal level. Certain well-studied tumors carry several different independently mutated genes, including activated oncogenes and inactivated tumor suppressor genes. Each of these mutations appears to be responsible for imparting some of the traits that, in aggregate, represent the full neoplastic phenotype (Land et al., Science, 222:771, 1983; Ruley, Nature, 4:602, 1983; Hunter, Cell, 64:249, 1991).

[0005] Kinase enzymes have been shown to be important in intracellular signal transduction. One class of kinase enzymes involved in signal transduction is the Src-family of protein tyrosine kinases (PTK's), which includes, for example: Lck, Fyn(B), Fyn(T), Lyn,

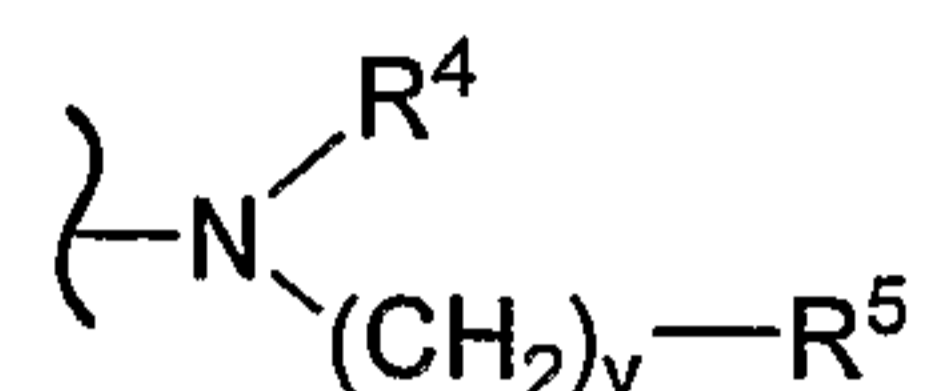
Src, Yes, Hck, Fgr and Blk (for review see: Bolen, JB, and Brugge, JS *Annu. Rev. Immunol* 1997, 15, 371). Gene disruption studies suggest that inhibition of some members of the Src family of kinases would potentially lead to therapeutic benefit. Src(-/-) mice have abnormalities in bone remodeling or osteopetrosis (Soriano, P. *Cell* 1991, 64, 693), suggesting that inhibition of the src kinase might be useful in diseases of bone resorption, such as osteoporosis. Lck(-/-) mice have defects in T cell maturation and activation (Anderson, SJ et al. *Adv. Immunol.* 1994, 56, 151), suggesting that inhibition of the Lck kinase might be useful in diseases of T cell mediated inflammation. In addition, human patients have been identified with mutations effecting Lck kinase activity (Goldman, FD et al. *J. Clin. Invest.* 1998, 102, 421). These patients suffer from a severe combined immunodeficiency disorder (SCID).

[0006] The activated p21cdc42Hs-associated kinase (ACK1) gene encodes an intracellular, non-receptor tyrosine kinase that binds cdc42Hs in its GTP-bound form and inhibits both the intrinsic and GTPase-activating protein (GAP)-stimulated GTPase activity of p21cdc42, a Ras-like protein involved in cell growth (Manser et al., *Nature* 363(6427):364-367, 1993). This binding is mediated by a unique polypeptide of 47 amino acids C-terminal to an SH3 domain. ACK1 gene contains a tyrosine kinase domain and is reported to possess tyrosine kinase activity. The protein may be involved in a regulatory mechanism that sustains the GTP-bound active form of cdc42Hs and which is directly linked to a tyrosine phosphorylation signal transduction pathway.

[0007] ACK1 is a gene that is frequently amplified and overexpressed in primary human tumors (patent application U.S. 20030175763). ACK1 kinase activity is regulated in the context of cell attachment and detachment, and certain cancer cells depend on ACK1's kinase activity for adhesion, anchorage independent growth and survival. Down regulation of ACK1 kinase activity or ACK1 expression levels can result in reduced tumor growth in animal models.

[0008] In addition to ACK1, other kinases have been targets for oncolytic drugs. For example, WO 01/4750782, WO 97/02266A1, and WO 02/411882A2 each disclose EGF- or VEGF-inhibiting compounds that are 5-phenyl and 6-phenyl-substituted pyrrolo[2,3-*d*]pyrimidines, but only in combination with 4-phenylamino or 4-benzylamino substituents. WO 99/65909A1 describes 4-piperidin-1-yl-substituted pyrrolo[2,3-*d*]pyrimidines that

inhibit Janus Kinase 3 (“JAK3”). WO 02/096909, WO 02/00661A1, and U.S. patents 6,610,847B2 and 6,627,754B2 also disclose JAK3-inhibiting compounds in which the 5- and 6-positions on the pyrrolopyrimidine ring can be aryl or alkynyl; and the 4-position substituent can be of the type:



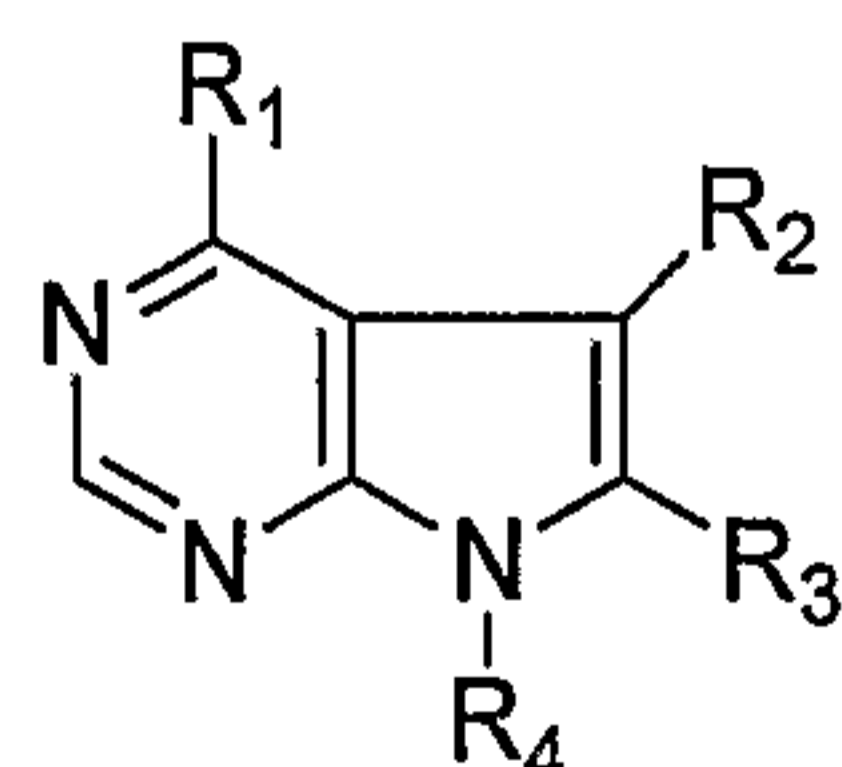
where R⁴ can be hydrogen; y can be 0, 1, or 2; and R⁵ is, *inter alia*, a substituted (C2–C9)heterocycloalkyl ring (*see, e.g.*, the '909 and '807 publications).

[0009] Nevertheless, there remains a need for new cancer treatments. In particular, there is an especially acute need for new cancer treatments that exploit unique biochemical targets such as ACK1 and LCK. The present invention meets these and other needs.

SUMMARY OF THE INVENTION

[0010] The pyrrolopyrimidines described herein modulate the activity of tyrosine kinases such as ACK1 and LCK. Thus, in accordance with one aspect of the present invention there are provided pyrrolo[2,3-*d*]pyrimidine compounds useful in treating proliferative diseases such as cancer. In another aspect, there are provided pharmaceutical compositions including the pyrrolo[2,3-*d*]pyrimidines and methods of preparing such compositions. In still another aspect, the invention provides methods of treating animals having a proliferative disease by administering therapeutically effective amounts of pyrrolo[2,3-*d*]pyrimidines of the present invention to the such animals.

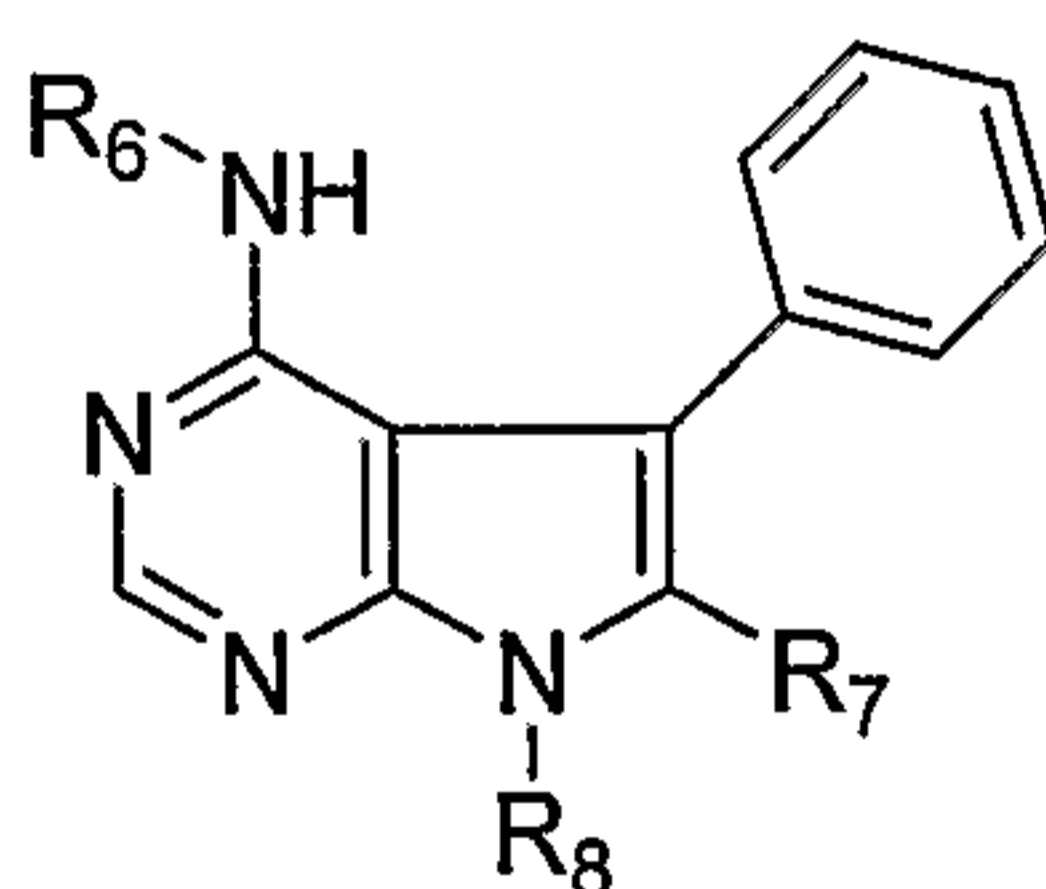
[0011] In a first aspect, the present invention provides compounds that are effective to inhibit or otherwise reduce the activity of ACK1. One embodiment of this aspect of the invention relates to compounds having the structure:



including its stereoisomers, tautomers, solvates, and pharmaceutically acceptable salts. R₁ is –OR₅, –SR₅, or –NHR₅, where R₅ is a (cycloheteroalkyl)alkyl or substituted (cycloheteroalkyl)alkyl moiety, wherein the cycloheteroalkyl portion of said moiety is a

saturated ring. R_2 and R_3 independently are aryl, substituted aryl, heteroaryl, substituted heteroaryl, cycloalkyl, substituted cycloalkyl, cycloheteroalkyl, substituted cycloheteroalkyl, arylalkyl, substituted arylalkyl, (heteroaryl)alkyl, substituted (heteroaryl)alkyl, (cycloalkyl)alkyl, substituted (cycloalkyl)alkyl, (cycloheteroalkyl)alkyl, or substituted (cycloheteroalkyl)alkyl. R_4 is hydrogen, alkyl, substituted alkyl, alkylcarbonyl, substituted alkylcarbonyl, arylcarbonyl, substituted arylcarbonyl, arylalkylcarbonyl, substituted arylalkylcarbonyl, alkylsulfonyl, substituted alkylsulfonyl, arylsulfonyl, substituted arylsulfonyl, arylalkylsulfonyl, substituted arylalkylsulfonyl, trialkylsilyl, substituted trialkylsilyl, triarylalkylsilyl, substituted triarylalkylsilyl, formyl, diarylthiophosphinyl, or substituted diarylthiophosphinyl.

[0012] In some embodiments of Compound 1, R_1 is $-NHR_5$ defining thereby 4-(substituted amino)pyrrolo[2,3-*d*]pyrimidines. In more specific embodiments, R_1 is $-NHR_5$ and R_2 and R_3 independently are aryl, substituted aryl, heteroaryl, or substituted heteroaryl. In other embodiments, R_5 is (tetrahydrofuran-2-yl)methyl. In still other embodiments, R_2 or is phenyl defining thereby compounds of the structure:



including stereoisomers thereof, tautomers thereof, solvates thereof, and pharmaceutically acceptable salts thereof. R_6 is a (cycloheteroalkyl)methyl moiety, wherein the cycloheteroalkyl portion of said moiety is a saturated 5- or 6-membered heteroalkyl ring containing at least one oxygen or sulfur heteroatom. R_7 is aryl or heteroaryl, each optionally substituted with alkylaminosulfonyl, dialkylaminosulfonyl, (heterocycloalkyl)alkylaminosulfonyl, di(alkyloxyalkyl)aminosulfonyl, alkyloxyalkylaminosulfonyl, N-morpholinosulfonyl, N-morpholinoalkylaminosulfonyl, carboxylalkylaminosulfonyl, alkyloxycarbonylalkylaminosulfonyl, alkylaminocarbonyl, dialkylaminocarbonyl, (heterocycloalkyl)alkylaminocarbonyl, di(alkyloxyalkyl)aminocarbonyl, alkyloxyalkylaminocarbonyl, N-morpholinocarbonyl, N-morpholinoalkylaminocarbonyl, carboxylalkylaminocarbonyl, alkyloxycarbonylalkylaminocarbonyl, cycloalkylaminocarbonyl, alkyloxy,

alkylaminoalkoxy, (dialkylamino)alkoxy, N-morpholinoalkoxy, or N-azacycloalkylalkoxy, wherein each of the foregoing optional substituents is itself optionally substituted. R₈ is hydrogen, alkyl, substituted alkyl, alkylcarbonyl, substituted alkylcarbonyl, arylcarbonyl, substituted arylcarbonyl, arylalkylcarbonyl, substituted arylalkylcarbonyl, alkylsulfonyl, substituted alkylsulfonyl, arylsulfonyl, substituted arylsulfonyl, arylalkylsulfonyl, substituted arylalkylsulfonyl, trialkylsilyl, substituted trialkylsilyl, triarylalkylsilyl, substituted triarylalkylsilyl, formyl, diarylthiophosphinyl, or substituted diarylthiophosphinyl.

[0013] In another aspect, the invention provides a method for treating an ACK1-mediated disorder in an animal, comprising administering to such animal a therapeutically effective amount of a compound described herein. In still another aspect, the invention provides a composition for treating an ACK1-mediated disorder in an animal comprising a therapeutically effective amount of a compound described herein.

[0014] These and other aspects and advantages of the invention will be apparent upon reading the following Description.

DETAILED DESCRIPTION OF THE PREFERRED EMBODIMENTS

[0015] The present invention provides novel pyrrolo[2,3-*d*]pyrimidine compounds as antiproliferative agents. While not wishing to be bound by theory, it is believed that the pyrrolopyrimidines described herein act to modulate kinases involved in proliferative diseases. In particular, it is believed that the pyrrolopyrimidines modulate the activity of receptor tyrosine kinases such as ACK1 and LCK. The compounds provided herein can be formulated into pharmaceutical compositions that are useful in treating patients having tyrosine kinase-mediated disorders. Thus, in another aspect, the present invention provides methods for treating proliferative diseases such as cancer and which include administering therapeutically effective amounts of such compounds to the patients.

[0016] The following abbreviations and definitions are used throughout this application (Table 1):

[0017] Table 1

ACK1:	Activated p21cdc42Hs-associated kinase
-------	--

aq:	Aqueous
DBU:	1,8-diazabicyclo[5.1.0]undec-7-ene
DCE:	Dichloroethane
DCM:	Dichloromethane
DEAD	Diethylazodicarboxylate
DIBALH	Diisobutylaluminum hydride
DIEA:	Diisopropylethylamine
DMA:	<i>N,N</i> -Dimethylacetamide
DMEM:	Dulbecco's modified Eagle medium
DMF:	<i>N,N</i> -Dimethylformamide
DMSO:	Dimethylsulfoxide
dppf:	1,1'(diphenylphosphino)ferrocene
DTT:	Dithiothreitol
EDC	1-(3-Dimethylaminopropyl)-3-ethylcarbodiimide
ESI	Electro Spray Ionization
EtOAc:	Ethyl acetate
EtOH:	Ethanol
FCS:	Fetal Calf Serum
g:	Gram(s)
h:	Hour(s)
HBTU:	<i>O</i> -Benzotriazol-1-yl- <i>N,N,N',N'</i> -tetramethyluronium hexafluorophosphate
HOBT	1-Hydroxybenzotriazole
Hepes:	<i>N</i> -[2-Hydroxyethyl]piperazine- <i>N'</i> -[2-ethanesulfonic acid]
IC ₅₀ :	The concentration of an inhibitor that causes a 50 % reduction in a measured activity.
LCK:	Lymphocyte specific tyrosine kinase

LD ₅₀	The concentration of an inhibitor that causes 50% mortality among tested organisms
LiHMDS:	Lithium bis(trimethylsilyl)amide
MeI:	Methyl iodide
MeCN:	Acetonitrile
MeOH:	Methanol
min:	Minute(s)
mmol:	Millimole(s)
NIS:	N-Iodosuccinimide
NMP:	1-N-methyl-2-pyrrolidone
rt:	Room temperature
TFA:	Trifluoroacetic acid
THF:	Tetrahydrofuran

[0018] Generally, reference to a certain element such as hydrogen or H is meant to include all isotopes of that element. For example, if an R group is defined to include hydrogen or H, it also includes deuterium and tritium. Compounds comprising radioisotopes such as tritium, C¹⁴, P³² and S³⁵ are thus within the scope of the invention. Procedures for inserting such labels into the compounds of the invention will be readily apparent to those skilled in the art based on the disclosure herein.

[0019] In general, "substituted" refers to a group as defined below in which one or more bonds to a hydrogen atom contained therein are replaced by a bond to non-hydrogen or non-carbon atoms such as, but not limited to, a halogen atom such as F, Cl, Br, and I; an oxygen atom in groups such as hydroxyl groups, alkoxy groups, aryloxy groups, and ester groups; a sulfur atom in groups such as thiol groups, alkyl and aryl sulfide groups, sulfoxide groups, sulfone groups, and sulfonyl groups such as sulfonyl halides and sulfonamides; a nitrogen atom in groups such as amines, amides, alkylamines, dialkylamines, arylamines, alkylarylamines, diarylamines, N-oxides, imides, and enamines; a silicon atom in groups such as in trialkylsilyl groups, dialkylarylsilyl groups, alkylarylsilyl groups, and triarylsilyl groups; and other heteroatoms in various other groups. Substituted alkyl groups and also substituted cycloalkyl groups and others also include groups in which one or more bonds to a

carbon(s) or hydrogen(s) atom is replaced by a bond to a heteroatom such as oxygen in carbonyl, carboxyl, and ester groups; and nitrogen in groups such as imines, oximes, hydrazones, and nitriles.

[0020] The phrase “unsubstituted alkyl” refers to alkyl groups that do not contain heteroatoms. Thus the phrase includes straight chain alkyl groups such as methyl, ethyl, propyl, butyl, pentyl, hexyl, heptyl, octyl, nonyl, decyl, undecyl, dodecyl and the like. The phrase also includes branched chain isomers of straight chain alkyl groups, including but not limited to, the following which are provided by way of example: $-\text{CH}(\text{CH}_3)_2$, $-\text{CH}(\text{CH}_3)(\text{CH}_2\text{CH}_3)$, $-\text{CH}(\text{CH}_2\text{CH}_3)_2$, $-\text{C}(\text{CH}_3)_3$, $-\text{C}(\text{CH}_2\text{CH}_3)_3$, $-\text{CH}_2\text{CH}(\text{CH}_3)_2$, $-\text{CH}_2\text{CH}(\text{CH}_3)(\text{CH}_2\text{CH}_3)$, $-\text{CH}_2\text{CH}(\text{CH}_2\text{CH}_3)_2$, $-\text{CH}_2\text{C}(\text{CH}_3)_3$, $-\text{CH}_2\text{C}(\text{CH}_2\text{CH}_3)_3$, $-\text{CH}(\text{CH}_3)\text{CH}(\text{CH}_3)(\text{CH}_2\text{CH}_3)$, $-\text{CH}_2\text{CH}_2\text{CH}(\text{CH}_3)_2$, $-\text{CH}_2\text{CH}_2\text{CH}(\text{CH}_3)(\text{CH}_2\text{CH}_3)$, $-\text{CH}_2\text{CH}_2\text{CH}(\text{CH}_2\text{CH}_3)_2$, $-\text{CH}_2\text{CH}_2\text{C}(\text{CH}_3)_3$, $-\text{CH}_2\text{CH}_2\text{C}(\text{CH}_2\text{CH}_3)_3$, $-\text{CH}(\text{CH}_3)\text{CH}_2\text{CH}(\text{CH}_3)_2$, $-\text{CH}(\text{CH}_3)\text{CH}(\text{CH}_3)\text{CH}(\text{CH}_3)_2$, $-\text{CH}(\text{CH}_2\text{CH}_3)\text{CH}(\text{CH}_3)\text{CH}(\text{CH}_3)(\text{CH}_2\text{CH}_3)$, and others. The phrase also includes cyclic alkyl groups, also known as cycloalkyls, as defined below. Thus, unsubstituted alkyls include primary alkyl groups, secondary alkyl groups, and tertiary alkyl groups. Unsubstituted alkyls may be bonded to one or more carbon atom(s), oxygen atom(s), nitrogen atom(s), and/or sulfur atom(s) in the parent compound. Typically, unsubstituted alkyls include straight and branched chain alkyl groups and cyclic alkyl groups having 1 to 20 carbon atoms. More typically such unsubstituted alkyl groups have from 1 to 10 carbon atoms or from 1 to 5 carbon atoms. In some embodiments, unsubstituted alkyl groups include straight and branched chain alkyl groups having from 1 to 3 carbon atoms and include methyl, ethyl, propyl, and $-\text{CH}(\text{CH}_3)_2$.

[0021] The phrase “substituted alkyl” refers to an unsubstituted alkyl group as defined above in which one or more bonds to a carbon(s) or hydrogen(s) are replaced by a bond to non-hydrogen and non-carbon atoms such as, but not limited to, a halogen atom in halides such as F, Cl, Br, and I; an oxygen atom in groups such as hydroxyl groups, alkoxy groups, aryloxy groups, and ester groups; a sulfur atom in groups such as thiol groups, alkyl and aryl sulfide groups, sulfoxide groups, sulfone groups, and sulfonyl groups such as sulfone halides and sulfonamides; a nitrogen atom in groups such as amines, amides, alkylamines, dialkylamines, arylamines, alkylarylamines, diarylamines, N-oxides, imides, and enamines; a silicon atom in groups such as in trialkylsilyl groups, dialkylarylsilyl groups, alkyldiarylsilyl

groups, and triarylsilyl groups; and other heteroatoms in various other groups. Substituted alkyl groups also include groups in which one or more bonds to a carbon(s) or hydrogen(s) atom is replaced by a bond to a heteroatom such as oxygen in carbonyl, carboxyl, and ester groups; nitrogen in groups such as imines, oximes, hydrazones, and nitriles. In some embodiments, substituted alkyl groups include, among others, alkyl groups in which one or more bonds to a carbon or hydrogen atom is/are replaced by one or more bonds to fluorine atoms. One example of a substituted alkyl group is the trifluoromethyl group and other alkyl groups that contain the trifluoromethyl group. Other substituted alkyl groups include those in which one or more bonds to a carbon or hydrogen atom is replaced by a bond to an oxygen atom such that the substituted alkyl group contains a hydroxyl, alkoxy, aryloxy group, or heterocycloxy group. Still other alkyl groups include alkyl groups that have an amine, alkylamine, dialkylamine, arylamine, (alkyl)(aryl)amine, diarylamine, heterocyclamine, (alkyl)(heterocycl)amine, (aryl)(heterocycl)amine, or diheterocyclamine group.

[0022] The phrase “unsubstituted cycloalkyl” refers to cyclic alkyl groups such as cyclopropyl, cyclobutyl, cyclopentyl, cyclohexyl, cycloheptyl, and cyclooctyl and such rings substituted with straight and branched chain alkyl groups as defined above. The phrase also includes polycyclic alkyl groups such as, but not limited to, adamantyl norbornyl, and bicyclo[2.2.2]octyl and such rings substituted with straight and branched chain alkyl groups as defined above. Thus, typically, cycloalkyls have from 3 – 20 carbon atoms, and more typically from 3 – 10 carbon atoms. In some embodiments, cycloalkyls have from 5 – 7 carbon atoms in the ring structure.

[0023] The phrase “substituted cycloalkyl” has the same meaning with respect to unsubstituted cycloalkyl groups that substituted alkyl groups have with respect to unsubstituted alkyl groups. However, a substituted cycloalkyl group also includes cycloalkyl groups in which one of the ring carbons is bonded to one of the non-carbon or non-hydrogen atoms described above and also includes cycloalkyl groups in which one or more ring carbons is bonded to a substituted and/or unsubstituted alkyl, alkenyl, or alkynyl group as defined herein. Thus, the phrase “substituted cycloalkyl” includes, but is not limited to vinylcyclohexane, and hydroxypentane among others.

[0024] The phrase “unsubstituted heteroalkyl” refers to unsubstituted alkyl groups as defined above which contain a heteroatom in place of one or more carbon atoms. For

example, heteroatoms may include O, S, N, Si and P. Typically, heteroalkyl groups have 1, 2, or 3 heteroatoms or 1 or 2 heteroatoms selected from N, O, and S. For example, unsubstituted heteroalkyls include, but are not limited to, -OCH₃, -CH₂CH₂OCH₃, -OCH₂CH₂NHCH₃, -NHCH₂CH₂OCH₃, and the like.

[0025] The phrase “unsubstituted aryl” refers to aryl groups that do not contain heteroatoms. Thus the phrase includes, but is not limited to, groups such as phenyl, biphenyl, anthracenyl, naphthenyl by way of example. Although the phrase “unsubstituted aryl” includes groups containing condensed rings such as naphthalene, it does not include aryl groups that have other groups such as alkyl or halo groups bonded to one of the ring members, as aryl groups such as tolyl are considered herein to be substituted aryl groups as described below. A typical unsubstituted aryl group is phenyl. Unsubstituted aryl groups may be bonded to one or more carbon atom(s), oxygen atom(s), nitrogen atom(s), and/or sulfur atom(s) in the parent compound, however.

[0026] The phrase “substituted aryl group” has the same meaning with respect to unsubstituted aryl groups that substituted alkyl groups had with respect to unsubstituted alkyl groups. However, a substituted aryl group also includes aryl groups in which one of the aromatic carbons is bonded to one of the non-carbon or non-hydrogen atoms described above and also includes aryl groups in which one or more aromatic carbons of the aryl group is bonded to a substituted and/or unsubstituted alkyl, alkenyl, or alkynyl group as defined herein. This includes bonding arrangements in which two carbon atoms of an aryl group are bonded to two atoms of an alkyl, alkenyl, or alkynyl group to define a fused ring system (*e.g.*, dihydronaphthyl or tetrahydronaphthyl). Thus, the phrase “substituted aryl” includes, but is not limited to tolyl, and hydroxyphenyl among others.

[0027] The phrase “unsubstituted alkenyl” refers to straight and branched chain and cyclic groups such as those described with respect to unsubstituted alkyl groups as defined above, except that at least one double bond exists between two carbon atoms. Examples include, but are not limited to vinyl, -CH=CH(CH₃), -CH=C(CH₃)₂, -C(CH₃)=CH₂, -C(CH₃)=CH(CH₃), -C(CH₂CH₃)=CH₂, cyclohexenyl, cyclopentenyl, cyclohexadienyl, butadienyl, pentadienyl, and hexadienyl among others.

[0028] The phrase “substituted alkenyl” has the same meaning with respect to unsubstituted alkenyl groups that substituted alkyl groups had with respect to unsubstituted alkyl groups. A

substituted alkenyl group includes alkenyl groups in which a non-carbon or non-hydrogen atom is bonded to a carbon double bonded to another carbon and those in which one of the non-carbon or non-hydrogen atoms is bonded to a carbon not involved in a double bond to another carbon.

[0029] The phrase “unsubstituted alkynyl” refers to straight and branched chain groups such as those described with respect to unsubstituted alkyl groups as defined above, except that at least one triple bond exists between two carbon atoms. Examples include, but are not limited to $-C\equiv CH$, $-C\equiv CCH_3$, $-C\equiv CCH_2CH_3$, $-CH_2C\equiv CH$, $-CH_2C\equiv CCH_3$, and $-CH_2C\equiv CCH_2CH_3$ among others.

[0030] The phrase “substituted alkynyl” has the same meaning with respect to unsubstituted alkynyl groups that substituted alkyl groups had with respect to unsubstituted alkyl groups. A substituted alkynyl group includes alkynyl groups in which a non-carbon or non-hydrogen atom is bonded to a carbon triple bonded to another carbon and those in which a non-carbon or non-hydrogen atom is bonded to a carbon not involved in a triple bond to another carbon.

[0031] The phrase “unsubstituted aralkyl” refers to unsubstituted alkyl groups as defined above in which a hydrogen or carbon bond of the unsubstituted alkyl group is replaced with a bond to an aryl group as defined above. For example, methyl ($-CH_3$) is an unsubstituted alkyl group. If a hydrogen atom of the methyl group is replaced by a bond to a phenyl group, such as if the carbon of the methyl were bonded to a carbon of benzene, then the compound is an unsubstituted aralkyl group (*i.e.*, a benzyl group). Thus the phrase includes, but is not limited to, groups such as benzyl, diphenylmethyl, and 1-phenylethyl ($-CH(C_6H_5)(CH_3)$) among others.

[0032] The phrase “substituted aralkyl” has the same meaning with respect to unsubstituted aralkyl groups that substituted aryl groups had with respect to unsubstituted aryl groups. However, a substituted aralkyl group also includes groups in which a carbon or hydrogen bond of the alkyl part of the group is replaced by a bond to a non-carbon or a non-hydrogen atom. Examples of substituted aralkyl groups include, but are not limited to, $-CH_2C(=O)(C_6H_5)$, and $-CH_2(2\text{-methylphenyl})$ among others.

[0033] The phrase “unsubstituted heterocycloalkyl” refers to saturated and unsaturated nonaromatic ring compounds including monocyclic, bicyclic, and polycyclic ring compounds containing 3 or more ring members of which one or more is a heteroatom such as, but not

limited to, N, O, S, P, and Si. Typically, heterocycloalkyls contain 1 – 4 heteroatoms selected from N, O, and S. Although the phrase “unsubstituted heterocycloalkyl” includes bicyclic rings such as octahydro-indolyl and polycyclic rings such as quinuclidyl, it does not include heterocycloalkyl groups that have other groups such as alkyl or halo groups bonded to one of the ring members. Examples of unsubstituted heterocycloalkyl groups include, but are not limited to: unsaturated rings containing 1 to 4 nitrogen atoms such as, but not limited to dihydropyridyl; saturated rings containing 1 to 4 nitrogen atoms such as, but not limited to, pyrrolidinyl, imidazolidinyl, piperidinyl, piperazinyl; condensed heterocyclic groups containing 1 to 4 nitrogen atoms such as, but not limited to, octahydroindolyl; saturated rings containing 1 to 2 oxygen atoms such as, but not limited to, tetrahydrofuranyl; saturated rings containing 1 to 2 oxygen atoms and 1 to 3 nitrogen atoms such as, but not limited to, morpholinyl; unsaturated rings containing 1 to 3 sulfur atoms and 1 to 3 nitrogen atoms such as, but not limited to, thiazolinyl; saturated rings containing 1 to 2 sulfur atoms and 1 to 3 nitrogen atoms such as, but not limited to, thiazolodinyl; saturated and unsaturated rings containing 1 to 2 sulfur atoms such as, but not limited to, dihydrodithiinyl, dihydrodithionyl, tetrahydrothiophene, tetrahydrothiopyran; unsaturated rings containing an oxygen atom and 1 to 2 sulfur atoms such as, but not limited to, dihydrooxathiinyl; saturated rings containing 1 to 2 oxygen atoms and 1 to 2 sulfur atoms such as 1,4-oxathiane; and condensed rings containing 1 to 2 sulfur atoms such as octahydrobenzthiophene. Heterocycloalkyls also include those described above in which one or more S atoms in the ring is double-bonded to one or two oxygen atoms (sulfoxides and sulfones). For example, heterocycloalkyl groups include tetrahydrothiophene, tetrahydrothiophene oxide, and tetrahydrothiophene 1,1-dioxide. Typical heterocycloalkyl groups contain 5 or 6 ring members, such as pyrrolidinyl, piperidinyl, piperazinyl, morpholinyl, thiomorpholinyl, thiomorpholinyl in which the S atom of the thiomorpholine is bonded to one or more O atoms, tetrahydrofuranyl, dioxalanyl, dithiolanyl, dioxanyl, oxiranyl, oxathiolanyl, oxetanyl, oxazolidinyl, dithianyl, tetrahydrothiophenyl, or hexahydrothiopyranyl.

[0034] The phrase “substituted heterocycloalkyl” refers to an unsubstituted heterocycloalkyl group as defined above in which one of the ring members is bonded to a non-hydrogen atom such as described above with respect to substituted alkyl groups and

substituted aryl groups. Examples include, but are not limited to, 4-methylpiperazinyl, 3-methyltetrahydrofuranyl, 1-methylpiperidinyl, and 2-chlorodihydropyridyl among others.

[0035] The phrase “unsubstituted heteroaryl” refers to monocyclic, bicyclic and polycyclic aromatic rings containing one or more heteroatoms as ring members such as N, O, and S. Thus, while the phrase encompasses condensed heteroaromatic rings such as benzimidazolyl, it does not include compounds such as 2-methylbenzimidazolyl which are substituted heteroaryl groups. Heteroaryl groups include monocyclic rings containing 1 to 4 nitrogen atoms such as, but not limited to pyrrolyl, pyrrolinyl, imidazolyl, pyrazolyl, pyridyl, dihydropyridyl, pyrimidyl, pyrazinyl, pyridazinyl, triazolyl (*e.g.*, 4H-1,2,4-triazolyl, 1H-1,2,3-triazolyl, 2H-1,2,3-triazolyl *etc.*), tetrazolyl, (*e.g.*, 1H-tetrazolyl, 2H tetrazolyl, *etc.*); condensed heterocyclic rings containing 1 to 4 nitrogen atoms such as, but not limited to, indolyl, isoindolyl, indolinyl, indolizinyl, benzimidazolyl, quinolyl, isoquinolyl, indazolyl, benzotriazolyl; monocyclic rings containing 1 to 2 oxygen atoms and 1 to 3 nitrogen atoms such as, but not limited to, oxazolyl, isoxazolyl, oxadiazolyl (*e.g.*, 1,2,4-oxadiazolyl, 1,3,4-oxadiazolyl, 1,2,5-oxadiazolyl, *etc.*); condensed heterocyclic groups containing 1 to 2 oxygen atoms and 1 to 3 nitrogen atoms, for example, benzoxazolyl, benzoxadiazolyl, benzoxazinyl (*e.g.*, 2H-1,4-benzoxazinyl *etc.*); monocyclic rings containing 1 to 3 sulfur atoms and 1 to 3 nitrogen atoms such as, but not limited to, thiazolyl, isothiazolyl, thiadiazolyl (*e.g.*, 1,2,3-thiadiazolyl, 1,2,4-thiadiazolyl, 1,3,4-thiadiazolyl, 1,2,5-thiadiazolyl, *etc.*); monocyclic rings containing 1 to 2 sulfur atoms such as, but not limited to, thienyl, dihydrodithiinyl, dihydrodithionyl; condensed heterocyclic rings containing 1 to 2 sulfur atoms and 1 to 3 nitrogen atoms such as, but not limited to, benzothiazolyl, benzothiadiazolyl, benzothiazinyl (*e.g.*, 2H-1,4-benzothiazinyl, *etc.*), dihydrobenzothiazinyl (*e.g.*, 2H-3,4-dihydrobenzothiazinyl, *etc.*), monocyclic rings containing 1-2 oxygen atoms such as, but not limited to furyl; condensed heterocyclic rings containing 1 to 2 oxygen atoms such as benzodioxolyl (*e.g.*, 1,3-benzodioxoyl, *etc.*); unsaturated 3 to 8 membered rings containing an oxygen atom and 1 to 2 sulfur atoms such as, but not limited to, dihydrooxathiinyl; saturated 3 to 8 membered rings containing 1 to 2 oxygen atoms and 1 to 2 sulfur atoms such as 1,4-oxathiane; unsaturated condensed rings containing 1 to 2 sulfur atoms such as benzothienyl, benzodithiinyl; and unsaturated condensed heterocyclic rings containing an oxygen atom and 1 to 2 oxygen atoms such as benzoxathiinyl. Typical heteroaryl groups contain 5 or 6 ring

members or are bicyclic rings such as 5,6-fused bicyclic and 6,6-fused bicyclic groups. Thus, heteroaryl groups include pyrrolyl, imidazolyl, pyrazolyl, 1,2,3-triazolyl, 1,2,4-triazolyl, tetrazolyl, furanyl, oxazolyl, isoxazolyl, thienyl, thiazolyl, pyridinyl, benzimidazolyl, benzofuranyl, benzothiophenyl, indolyl, isoindolyl, benzoxazolyl, benzthiazolyl, quinolyl, indazolyl, purinyl, pyrimidinyl, and coumarinyl, and the like.

[0036] The phrase “substituted heteroaryl” refers to an unsubstituted heteroaryl group as defined above in which one of the ring members is bonded to a non-hydrogen atom such as described above with respect to substituted heterocycloalkyl groups and substituted aryl groups. Examples include, but are not limited to, 4-methylimidazolyl, 3-methylfuranyl, and 2-chloropyridyl among others.

[0037] The phrase “unsubstituted (heterocycloalkyl)alkyl” refers to unsubstituted alkyl groups as defined above in which a hydrogen or carbon bond of the unsubstituted alkyl group is replaced with a bond to a heterocycloalkyl group as defined above. For example, methyl (-CH₃) is an unsubstituted alkyl group. If a hydrogen atom of the methyl group is replaced by a bond to a heterocycloalkyl group, such as if the carbon of the methyl were bonded to carbon 2 of tetrahydrofuran (one of the carbons bonded to the O of the tetrahydrofuranyl) or another carbon of the tetrahydrofuranyl, then the furanylmethyl is an unsubstituted (heterocycloalkyl)alkyl group.

[0038] The phrase “substituted (heterocycloalkyl)alkyl” has the same meaning with respect to unsubstituted (heterocycloalkyl)alkyl groups that substituted aralkyl groups had with respect to unsubstituted aralkyl groups. However, a substituted (heterocycloalkyl)alkyl group also includes groups in which a non-hydrogen atom is bonded to a heteroatom in the heterocycloalkyl group of the (heterocycloalkyl)alkyl group such as, but not limited to, a nitrogen atom in the piperidine ring of a piperidinylalkyl group.

[0039] The phrase “unsubstituted (heteroaryl)alkyl” refers to unsubstituted alkyl groups as defined above in which a hydrogen or carbon bond of the unsubstituted alkyl group is replaced with a bond to a heteroaryl as defined above. For example, methyl (-CH₃) is an unsubstituted alkyl group. If a hydrogen atom of the methyl group is replaced by a bond to a heteroaryl group, such as if the carbon of the methyl were bonded to carbon 2 of pyridine (one of the carbons bonded to the N of the pyridine) or carbons 3 or 4 of the pyridine, then the pyridinylmethyl is an unsubstituted (heteroaryl)alkyl group.

[0040] The phrase “substituted (heteroaryl)alkyl” has the same meaning with respect to unsubstituted (heteroaryl)alkyl groups that substituted aralkyl groups had with respect to unsubstituted aralkyl groups. However, a substituted (heteroaryl)alkyl group also includes groups in which a non-hydrogen atom is bonded to a heteroatom in the heteroaryl group of the (heteroheteroaryl)alkyl group such as, but not limited to, the nitrogen atom in the an indolylalkyl group.

[0041] The phrase “substituted or unsubstituted heteroarylene” refers to a divalent substituted or unsubstituted heteroaryl as defined above. For example, if Y is (substituted or unsubstituted 5- or 6- member heterarylene) $-OR^4$, the heteroarylene group is attached both to the 6- position of the furanopyrimidine and the $-OR^4$ group.

[0042] The term “protected” with respect to hydroxyl groups, amine groups, and sulfhydryl groups refers to forms of these functionalities which are protected from undesirable reaction with a protecting group known to those skilled in the art such as those set forth in Protective Groups in Organic Synthesis, Greene, T.W.; Wuts, P. G. M., John Wiley & Sons, New York, NY, (3rd Edition, 1999) which can be added or removed using the procedures set forth therein. Examples of protected hydroxyl groups include, but are not limited to, silyl ethers such as those obtained by reaction of a hydroxyl group with a reagent such as, but not limited to, t-butyldimethyl-chlorosilane, trimethylchlorosilane, triisopropylchlorosilane, triethylchlorosilane; substituted methyl and ethyl ethers such as, but not limited to methoxymethyl ether, methylthiomethyl ether, benzyloxymethyl ether, t-butoxymethyl ether, 2-methoxyethoxymethyl ether, tetrahydropyranyl ethers, 1-ethoxyethyl ether, allyl ether, benzyl ether; esters such as, but not limited to, benzoylformate, formate, acetate, trichloroacetate, and trifluoroacetate. Examples of protected amine groups include, but are not limited to, amides such as, formamide, acetamide, trifluoroacetamide, and benzamide; imides, such as phthalimide, and dithiosuccinimide; and others. Examples of protected sulfhydryl groups include, but are not limited to, thioethers such as S-benzyl thioether, and S-4-picolyl thioether; substituted S-methyl derivatives such as hemithio, dithio and aminothio acetals; and others.

[0043] The instant compounds may exist as one or more stereoisomers. The various stereoisomers include enantiomers, diastereomers, atropisomers and geometric isomers. In some cases, one stereoisomer may be more active and/or may exhibit beneficial effects in

comparison to other stereoisomer(s) or when separated from the other stereoisomer(s).

However, it is well within the skill of the ordinary artisan to separate, and/or to selectively prepare said stereoisomers. Accordingly, "stereoisomers" of the instant invention necessarily include mixtures of stereoisomers, including racemic mixtures, individual stereoisomers, and optically active forms.

[0044] The compounds of the invention may also be solvated, especially hydrated.

Hydration may occur during manufacturing of the compounds or compositions comprising the compounds, or the hydration may occur over time due to the hygroscopic nature of the compounds. Compounds of the invention may exist as organic solvates as well, including DMF, ether, and alcohol solvates among others. The identification and preparation of any particular solvate is within the skill of the ordinary artisan of synthetic organic or medicinal chemistry.

[0045] A "pharmaceutically acceptable salt" includes a salt with an inorganic base, organic base, inorganic acid, organic acid, or basic or acidic amino acid. As salts of inorganic bases, the invention includes, for example, alkali metals such as sodium or potassium; alkaline earth metals such as calcium and magnesium or aluminum; and ammonia. As salts of organic bases, the invention includes, for example, trimethylamine, triethylamine, pyridine, picoline, ethanolamine, diethanolamine, and triethanolamine. As salts of inorganic acids, the instant invention includes, for example, hydrochloric acid, hydroboric acid, nitric acid, sulfuric acid, and phosphoric acid. As salts of organic acids, the instant invention includes, for example, formic acid, acetic acid, trifluoroacetic acid, fumaric acid, oxalic acid, tartaric acid, maleic acid, citric acid, succinic acid, malic acid, methanesulfonic acid, benzenesulfonic acid, and p-toluenesulfonic acid. As salts of basic amino acids, the instant invention includes, for example, arginine, lysine and ornithine. Acidic amino acids include, for example, aspartic acid and glutamic acid.

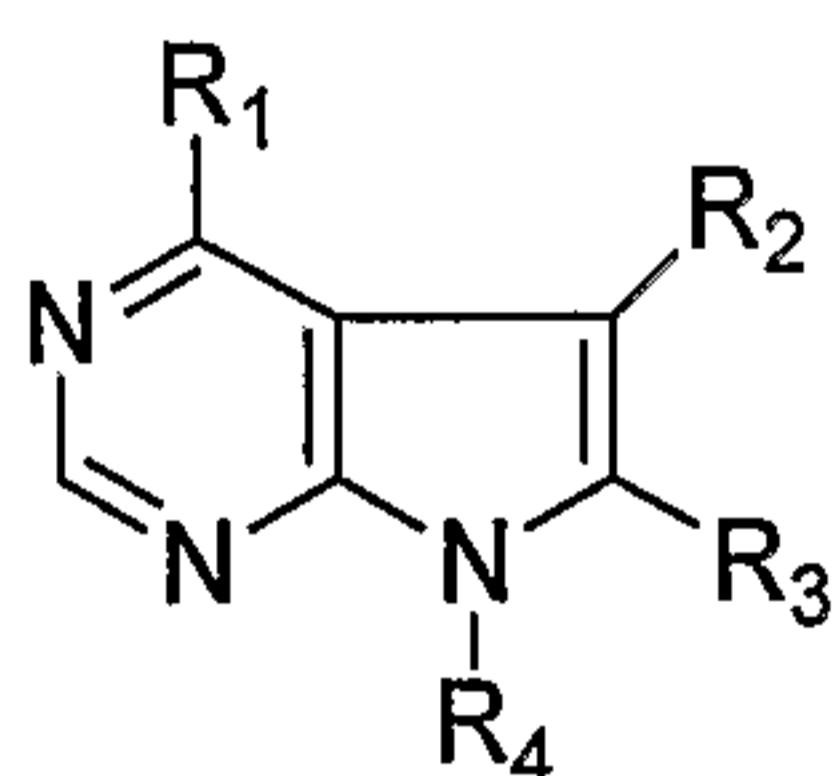
[0046] It should be understood that certain organic compounds according to the invention may exhibit the phenomenon of tautomerism. As the chemical structures within this specification can only represent one of the possible tautomeric forms, it should be understood that the invention encompasses any tautomeric form of the drawn structure.

[0047] Certain compounds within the scope of Formula I are derivatives referred to as prodrugs or may function as prodrugs. The expression "prodrug" denotes a derivative of a

direct acting drug, *e.g.*, esters and amides, which derivative has enhanced delivery characteristics and therapeutic value as compared to the drug, and is transformed into the active drug by an enzymatic or chemical process; see Notari, R.E., "Theory and Practice of Prodrug Kinetics," *Methods in Enzymology* 112:309-323 (1985); Bodor, N., "Novel Approaches in Prodrug Design," *Drugs of the Future* 6:165-182 (1981); and Bundgaard, H., "Design of Prodrugs: Bioreversible-Derivatives for Various Functional Groups and Chemical Entities," in *Design of Prodrugs* (H. Bundgaard, ed.), Elsevier, New York (1985), Goodman and Gilman, *The Pharmacological Basis of Therapeutics*, 8th ed., McGraw-Hill, Int. Ed. 1992.

[0048] In general, "Lck- or ACK-1-mediated disease or disease state" refers to all disease states wherein Lck and/or ACK-1 plays a role, either directly as Lck and/or ACK-1 itself, or by Lck and/or ACK-1 inducing another cytokine or disease-causing agent to be released.

[0049] In a first aspect, the present invention provides novel compositions of matter having the structure shown in Compound 1 below:



Compound 1

including its stereoisomers, tautomers, solvates, and pharmaceutically acceptable salts. R_1 is $-OR_5$, $-SR_5$, or $-NHR_5$, where R_5 is a (cycloheteroalkyl)alkyl or substituted (cycloheteroalkyl)alkyl moiety, wherein the cycloheteroalkyl portion of said moiety is a saturated ring. R_2 and R_3 independently are aryl, substituted aryl, heteroaryl, substituted heteroaryl, cycloalkyl, substituted cycloalkyl, cycloheteroalkyl, substituted cycloheteroalkyl, arylalkyl, substituted arylalkyl, (heteroaryl)alkyl, substituted (heteroaryl)alkyl, (cycloalkyl)alkyl, substituted (cycloalkyl)alkyl, (cycloheteroalkyl)alkyl, or substituted (cycloheteroalkyl)alkyl. R_4 is hydrogen, alkyl, substituted alkyl, alkylcarbonyl, substituted alkylcarbonyl, arylcarbonyl, substituted arylcarbonyl, arylalkylcarbonyl, substituted arylalkylcarbonyl, alkylsulfonyl, substituted alkylsulfonyl, arylsulfonyl, substituted arylsulfonyl, arylalkylsulfonyl, substituted arylalkylsulfonyl, trialkylsilyl, substituted

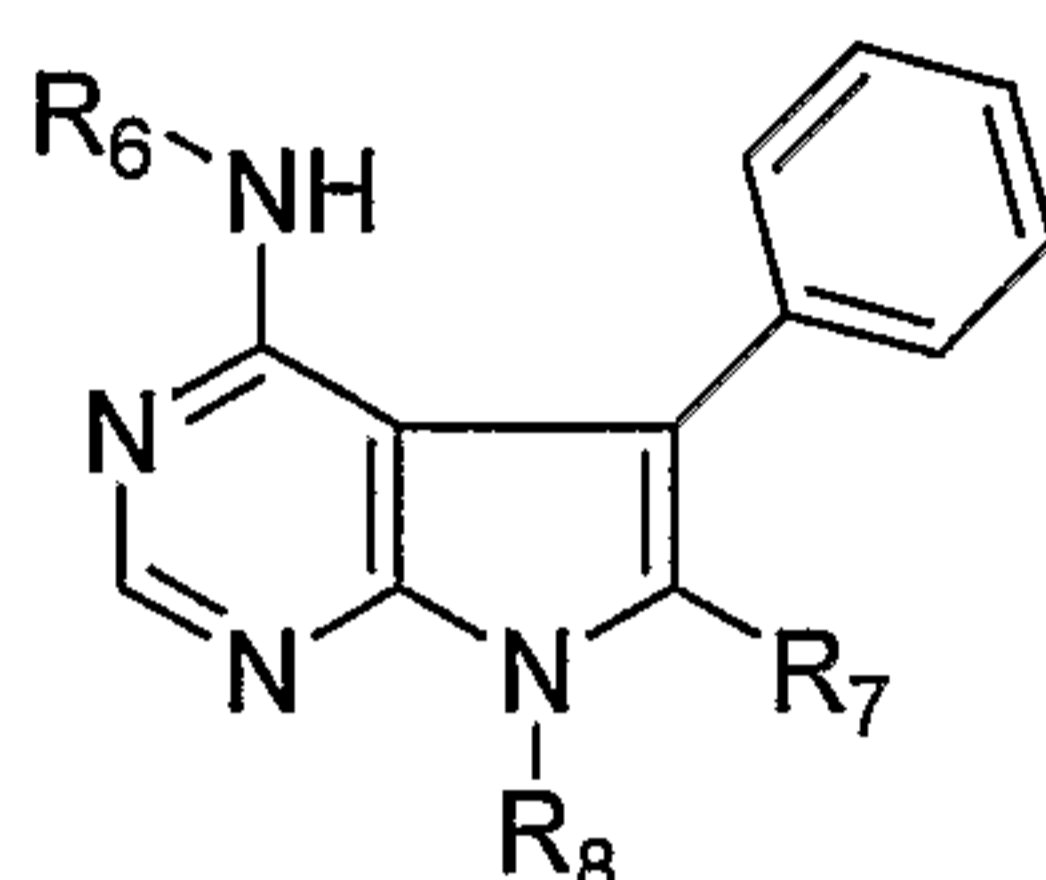
trialkylsilyl, triarylalkylsilyl, substituted triarylalkylsilyl, formyl, diarylthiophosphinyl, or substituted diarylthiophosphinyl.

[0050] In some embodiments of Compound , R_1 is $-NHR_5$ defining thereby 4-(substituted amino)pyrrolo[2,3-*d*]pyrimidines. In more specific embodiments, R_1 is $-NHR_5$ and R_2 and R_3 independently are aryl, substituted aryl, heteroaryl, or substituted heteroaryl. Still more specific embodiments of Compound for which R_1 is $-NHR_5$ and R_2 and R_3 independently are aryl, substituted aryl, heteroaryl, or substituted heteroaryl include those wherein R_2 and R_3 independently are aryl or substituted aryl, and more specifically, those wherein R_2 and R_3 independently are phenyl or substituted phenyl; and still more specifically where R_2 and R_3 are phenyl. Other embodiments include those wherein R_1 is $-NHR_5$ and R_3 is phenyl or substituted phenyl, and R_2 is phenyl. Of these compounds, still more specific embodiments include those for which R_3 is phenyl substituted with a moiety selected from the group consisting of: alkylaminosulfonyl, dialkylaminosulfonyl, (heterocycloalkyl)alkylaminosulfonyl, di(alkyloxyalkyl)aminosulfonyl, alkyloxyalkylaminosulfonyl, N-morpholinosulfonyl, N-morpholinoalkylaminosulfonyl, carboxylalkylaminosulfonyl, alkyloxycarbonylalkylaminosulfonyl, alkylaminocarbonyl, dialkylaminocarbonyl, (heterocycloalkyl)alkylaminocarbonyl, di(alkyloxyalkyl)aminocarbonyl, alkyloxyalkylaminocarbonyl, N-morpholinocarbonyl, N-morpholinoalkylaminocarbonyl, carboxylalkylaminocarbonyl, alkyloxycarbonylalkylaminocarbonyl, cycloalkylaminocarbonyl, alkyloxy, alkylaminoalkyloxy, (dialkylamino)alkyloxy, N-morpholinoalkyloxy, or N-azacycloalkylalkyloxy, wherein each of the foregoing substituents is itself optionally substituted.

[0051] In other embodiments of Compound , where R_1 is $-NHR_5$, R_2 is phenyl, and R_3 is phenyl substituted with a moiety selected from the group consisting of: alkylaminosulfonyl, dialkylaminosulfonyl, (heterocycloalkyl)alkylaminosulfonyl, di(alkyloxyalkyl)aminosulfonyl, alkyloxyalkylaminosulfonyl, N-morpholinosulfonyl, N-morpholinoalkylaminosulfonyl, carboxylalkylaminosulfonyl, alkyloxycarbonylalkylaminosulfonyl, alkylaminocarbonyl, dialkylaminocarbonyl, (heterocycloalkyl)alkylaminocarbonyl, di(alkyloxyalkyl)aminocarbonyl, alkyloxyalkylaminocarbonyl, N-morpholinocarbonyl, N-morpholinoalkylaminocarbonyl,

carboxylakylaminocarbonyl, alkyloxycarbonylalkylaminocarbonyl, cycloalkylamioncarbonyl, alkyloxy, alkylaminoalkyloxy, (dialkylamino)alkyloxy, N-morpholinoalkyloxy, or N-azacycloalkylalkyloxy, wherein each of the foregoing substituents is itself optionally substituted, R₅ is tetrahydrofuranylalkyl. Of these embodiments, more specific embodiments include those wherein R₅ is (tetrahydrofuran-2-yl)methyl.

[0052] In other embodiments of the invention, R₂ is phenyl (Compound 1):



Compound 1

including stereoisomers thereof, tautomers thereof, solvates thereof, and pharmaceutically acceptable salts thereof. R₆ is a (cycloheteroalkyl)methyl moiety, wherein the cycloheteroalkyl portion of said moiety is a saturated 5- or 6-membered heteroalkyl ring containing at least one oxygen or sulfur heteroatom. R₇ is aryl or heteroaryl, each optionally substituted with alkylaminosulfonyl, dialkylaminosulfonyl, (heterocycloalkyl)alkylaminosulfonyl, di(alkyloxyalkyl)aminosulfonyl, alkyloxyalkylaminosulfonyl, N-morpholinosulfonyl, N-morpholinoalkylaminosulfonyl, carboxylakylaminosulfonyl, alkyloxycarbonylalkylaminosulfonyl, alkylaminocarbonyl, dialkylaminocarbonyl, (heterocycloalkyl)alkylaminocarbonyl, di(alkyloxyalkyl)aminocarbonyl, alkyloxyalkylaminocarbonyl, N-morpholinocarbonyl, N-morpholinoalkylaminocarbonyl, carboxylakylaminocarbonyl, alkyloxycarbonylalkylaminocarbonyl, cycloalkylamioncarbonyl, alkyloxy, alkylaminoalkyloxy, (dialkylamino)alkyloxy, N-morpholinoalkyloxy, or N-azacycloalkylalkyloxy, wherein each of the foregoing optional substituents is itself optionally substituted. R₈ is hydrogen, alkyl, substituted alkyl, alkylcarbonyl, substituted alkylcarbonyl, arylcarbonyl, substituted arylcarbonyl, arylalkylcarbonyl, substituted arylalkylcarbonyl, alkylsulfonyl, substituted alkylsulfonyl, arylsulfonyl, substituted arylsulfonyl, arylalkylsulfonyl, substituted arylalkylsulfonyl, trialkylsilyl

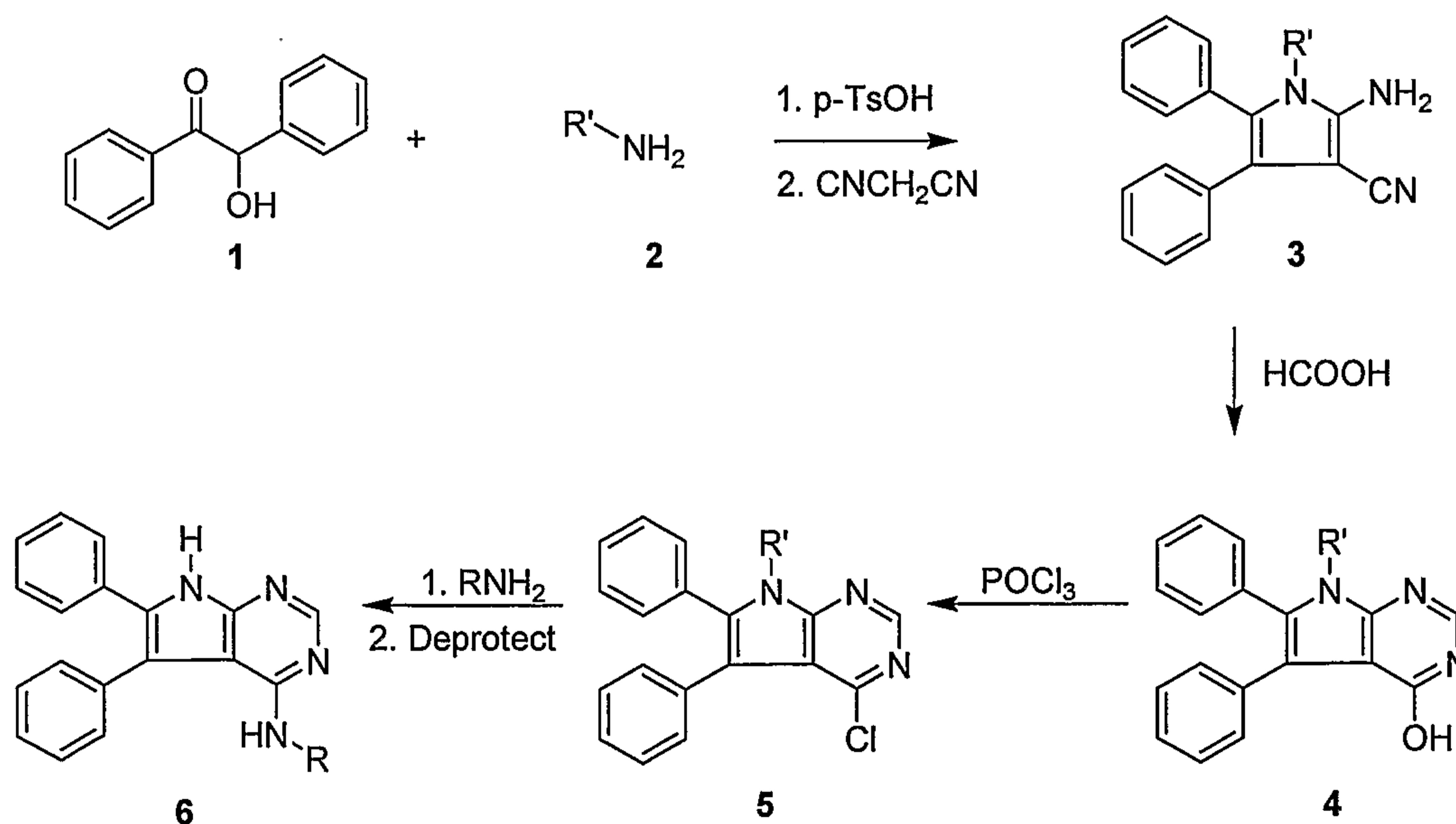
substituted trialkylsilyl, triarylalkylsilyl, substituted triarylalkylsilyl, formyl, diarylthiophosphinyl, or substituted diarylthiophosphinyl.

[0053] In some embodiments of Compound 1, R_6 and R_8 retain the definitions provided, and R_7 is aryl. In other more specific embodiments R_6 and R_8 retain the definitions provided, and R_7 is phenyl. In still other embodiments of Compound 1, R_6 is tetrahydrofuranylmethyl, R_7 is phenyl, and R_8 retains the definition provided above. In yet more specific embodiments of Compound 1, R_6 is (tetrahydrofuran-2-yl)methyl, R_7 is phenyl, and R_8 retains the definition provided above. In more specific embodiments of Compound 1, R_6 is ((*S*)-tetrahydrofuran-2-yl)methyl, R_7 is phenyl, and R_8 retains the definition provided above.

[0054] Other embodiments of Compound 1 include those in which R_6 is tetrahydrofuranylmethyl. More specific embodiments of Compound 1 include those for which R_6 is (tetrahydrofuran-2-yl)methyl. Still more specific embodiments of the foregoing include those for which R_6 is ((*S*)-tetrahydrofuran-2-yl)methyl.

[0055] Compounds of the present invention can be prepared beginning with commercially available starting materials and using general synthetic techniques known to those of skill in the art. Outlined below are some reaction schemes suitable for preparing such compounds. Further exemplification is found in the specific examples provided. One of skill in the art will understand that similar methods can be used for the synthesis of the compounds.

[0056] As shown in Scheme 1, compounds of the present invention can be prepared by using a condensation reaction.

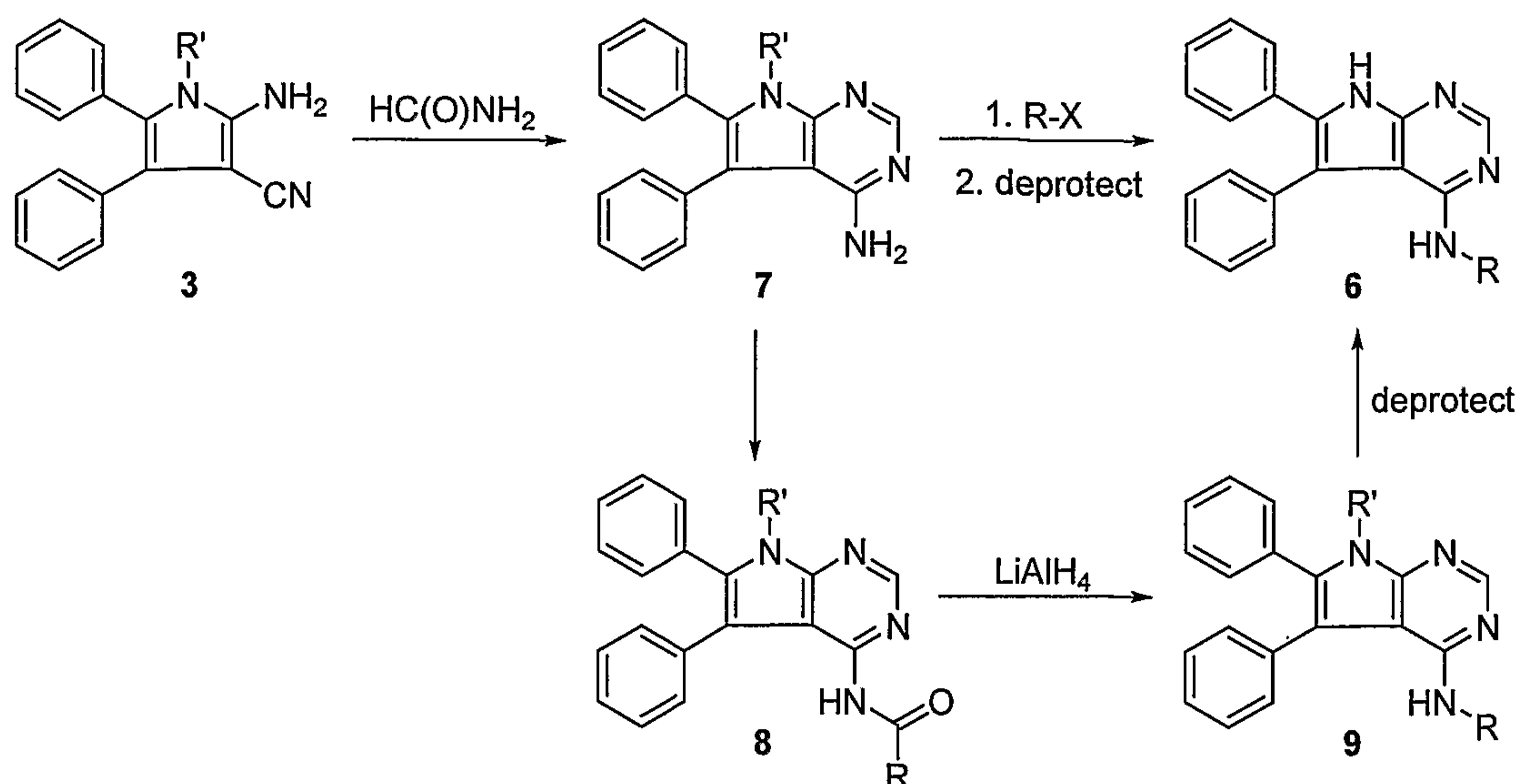


Scheme 1

[0057] In Scheme 1, benzoin **1** is condensed with an amine **2** in a suitable organic solvent or mixture of solvents in the presence of an acid catalyst followed by addition of malononitrile to form **3** (see, *e.g.*, H. J. Roth, K. Eger, *Arch. Pharmaz.* 179, (1975)). Lewis acids, such as ZnCl₂ or AlCl₃ may also be used in place of the acid catalyst. Intermediate **3** is reacted with formic acid to produce pyrrolopyrimidine **4** which can be converted into the 4-chloro derivative **5** by treatment with a chlorinating reagent such as, for example, POCl₃, PCl₃, PCl₅ or SOCl₂. Compound **5** can be treated with an amine in the presence of a base and subsequently be deprotected to provide **6**. Suitable protecting groups R' are well known to those skilled in the art and include, but are not limited to, benzyl, substituted benzyl, and allyl groups. Their removal is described by sources such as Greene and Wuts, *Protecting Groups in Organic Synthesis*, 3rd ed., John Wiley & Sons, 1999. Those having skill in the synthetic organic and medicinal chemistry arts will understand that the phenyl groups shown in Scheme 1 can include various substituents and that the general scheme may have to be adjusted to include appropriate protection- and deprotection steps appropriate for working with different phenyl group substituents.

[0058] Reaction with a suitable alkyl halide and removal of the benzyl protecting group provides desired product **5**.

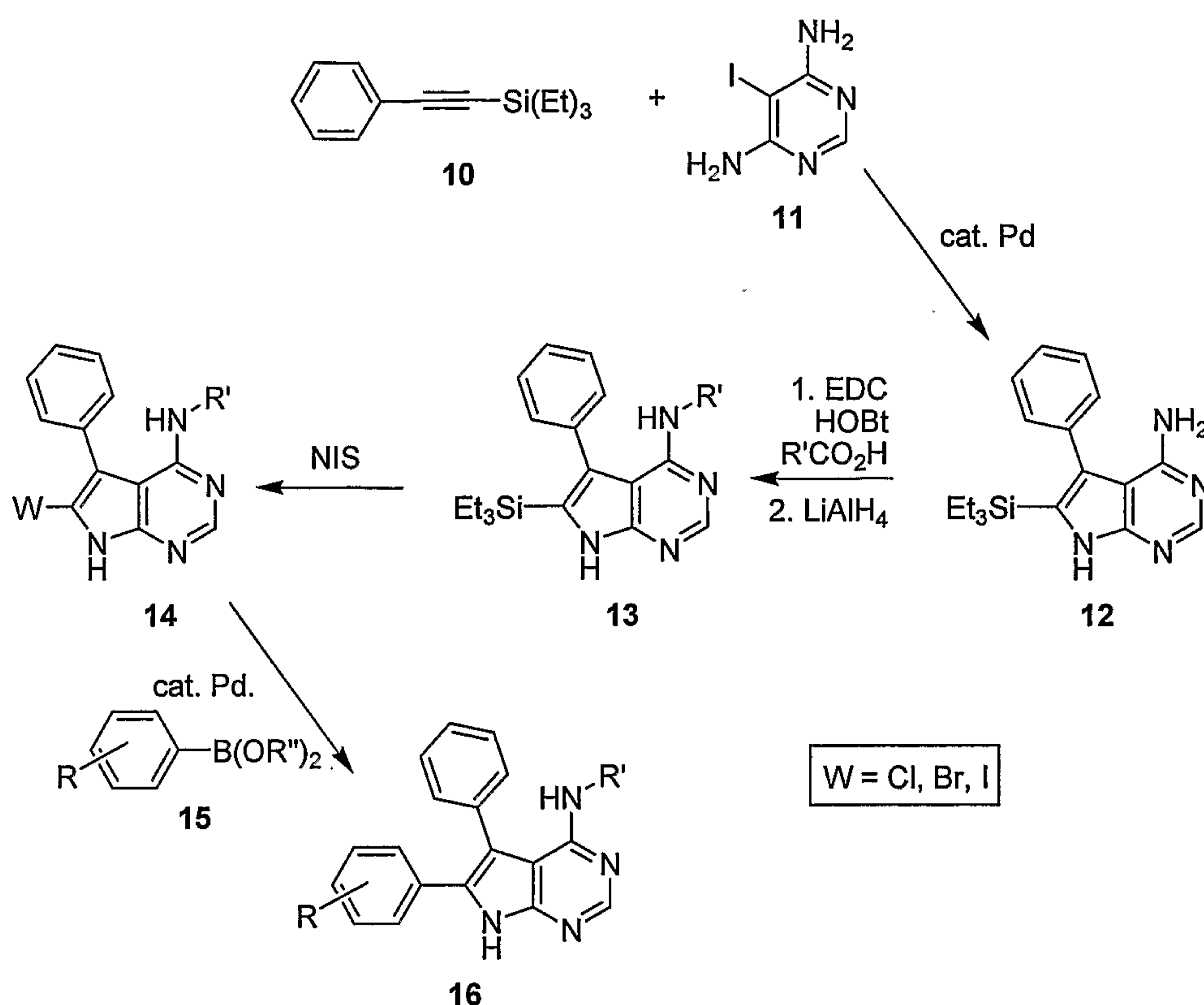
[0059] Some similar alternative procedures for obtaining compounds of the present invention are shown in Schem 2 below. Here the intermediate **3** is reacted with formamide to produce pyrrolopyrimidine **7**. Compound **7** may be reacted with a suitable alkylating agent such as an alkylhalide or alkyl methanesulfonate to give, after deprotection, compound **6**. Compound **7** may also be acylated to give **8**. For example, reaction of **7** with a carboxylic acid (R''CO₂H) in the presence of a coupling reagent such as 1-ethyl-3-[3-(diethylamino)propyl]carbodiimide ("EDC") and hydroxybenzotriazole ("HOBT") will accomplish such a transformation. A wide variety of conditions for such reactions are well known to those of ordinary skill in the art.



[0060] Other compounds of the present invention can be made using the synthetic approach illustrated by Scheme 3. Here, an acetylene derivative **10** is reacted with 4,6-diamino-5-iodopyrimidine **11** in the presence of a Pd catalyst to give the pyrrolopyrimidine **12**.

Compound **10** may be obtained by coupling an alkyl or aryl or heteroaryl halide to ethynyltrimethylsilane via a palladium mediated coupling reaction to afford (see, *e.g.*, R. C. Larock; *Comprehensive Organic Transformations*, 2nd ed., John Wiley & Sons, New York, pp. 596–599, 1999).

[0061] Palladium catalysts for such condensation reactions are well known to those skilled in the art and are produced, for example, from Pd(OAc)₂/PPh₃, Pd(PPh₃)₄, Pd(dppf)₂Cl₂, Pd(PPh₃)₂Cl₂, and many other sources (see, *e.g.*, J. Tsuji, *Palladium Reagents and Catalysts*, John Wiley & Sons, 1997). Other metal catalysts derived from copper and nickel, for example, may also be used in addition to or in place of the palladium catalysts.



Scheme 2

[0062] The intermediate **12** may be acylated, for example, by reacting **7** with a carboxylic acid chloride or a carboxylic acid ($R''CO_2H$) in the presence of a coupling reagent such as 1-ethyl-3-[3-(diethylamino)propyl]carbodiimide (“EDC”) and hydroxybenzotriazole (“HOBt”). A wide variety of conditions for such reactions are well known to those of ordinary skill in the art. Reduction of the resulting amide by a reducing reagent such as $LiAlH_4$ in an appropriate organic solvent such as THF or Et_2O , will give the product **13**. Compound **13** can be transformed into the 6-chloro, 6-bromo, or 6-iodo derivative **14** by reaction with NCS, NBS, or NIS respectively. Reaction of **15** with an arylboronic acid or arylboronic acid ester in the presence of a palladium catalyst (“Suzuki coupling”) in a solvent such as, for example, DMF, DME, THF, or toluene will furnish compounds of formula **16**. The preparation of arylboronic acids or arylboronic acid esters is well known to the practitioner of the art.

[0063] One of skill in the art will understand that other chemical procedures can be employed to prepare related compounds of the invention. For example, **15** can be converted to **16** via coupling with an arylzinc derivative (“Negishi coupling”) or by coupling of an arylhalide in the presence of a Zn-Cu couple (*see e.g.*, J. Tsuji, *Palladium Reagents and Catalysts*, John Wiley & Sons, 1997).

[0064] In another aspect, the invention provides a composition for treating an ACK1-mediated disorder in an animal comprising a therapeutically effective amount of a compound described herein. For example, the disorder may be mediated by the tyrosine kinase, ACK1.

[0065] "Treating" within the context of the instant invention, means an alleviation, in whole or in part, of symptoms associated with a disorder or disease, or halt of further progression or worsening of those symptoms, or prevention or prophylaxis of the disease or disorder.

Similarly, as used herein, a "therapeutically effective amount" of a compound of the invention refers to an amount of the compound that alleviates, in whole or in part, symptoms associated with a disorder or disease, or halts of further progression or worsening of those symptoms, or prevents or provides prophylaxis for the disease or disorder. For example, within the context of treating patients in need of an inhibitor of ACK1, successful treatment may include a reduction in tumor adhesion and anchorage; an alleviation of symptoms related to a cancerous growth or tumor, or proliferation of diseased tissue; a halting in the progression of a disease such as cancer or in the growth of cancerous cells. Treatment may also include administering the pharmaceutical formulations of the present invention in combination with other therapies. For example, the compounds and pharmaceutical formulations of the present invention may be administered before, during, or after surgical procedure and/or radiation therapy. Alternatively, the compounds of the invention can also be administered in conjunction with other anti-proliferative agents including those used in antisense and gene therapy.

[0066] One category of suitable antiproliferative agents useful in the present invention is the alkylating agents, a group of highly reactive chemotherapeutics that form covalent linkages with nucleophilic centers (*e.g.*, hydroxyl and carboxyl). Chemically, the alkylating agents can be divided into five groups: nitrogen mustards, ethylenimines, alkylsulfonates, triazines, and nitrosureas. The nitrogen mustards are frequently useful in, for example, the treatment of chronic lymphocytic leukemia, Hodgkin's disease, malignant lymphoma, small cell lung cancer and breast and testicular cancer. Exemplary nitrogen mustards include chlorambucil, cyclophosphamide, ifosfamide, mechlorethamine, melphalan and uracil mustard. The ethylenimines, the most common of which is thiotepa, may be useful in bladder tumors and in breast and ovarian adenocarcinomas. The alkyl sulfonates are useful in the treatment of chronic myelogenous leukemia and other myeloproliferative disorders.

Exemplary alkyl sulfonates include busulfan and piposulfan. The triazines, which include, *e.g.*, dacarbazine, are useful in the treatment of malignant melanomas and sarcomas.

Temozolomide, an analog of dacarbazine, may also be used in the methods and compositions of the present invention. Finally, the nitrosureas are especially useful against brain tumors, but also are effective for, *e.g.*, multiple myeloma, malignant melanoma, and lymphoma.

Exemplary nitrosureas include carmustine and lomustine.

[0067] Another category of antiproliferative agents suitable for use in the present invention is the antimetabolites, structural analogs of normally occurring metabolites that interfere with normal nucleic acid biosynthesis. This category of agents may be subdivided into the folic acid analogs, purine analogs and pyrimidine analogs based on the function of the metabolite with which the agent interferes. The most common folic acid analog is methotrexate, useful in the treatment of choriocarcinoma, leukemias, neoplasms and psoriasis. The purine analogs, such as mercaptopurine, thioguanine and azathioprine, may be useful in leukemias. The pyrimidine analogs are useful in the treatment of, for example, leukemia and carcinomas of the gastrointestinal tract, mammary gland, and bladder. Exemplary pyrimidine analogs include fluorouracil (5-FU), UFT (uracil and ftorafur), capecitabine, gemcitabine and cytarabine.

[0068] The vinca alkaloids, natural product-based agents that exert their cytotoxicity by binding to tubulin, represent another category of antiproliferative agents suitable for use in the present invention. The vinca alkaloids are useful in, for example, the treatment of lymphomas, leukemias, and lung, breast, testicular, bladder and head and neck cancers. Exemplary agents include vinblastine, vincristine, vinorelbine and vindesine. The taxanes, agents which promote microtubule assembly, and the podophyllotoxins, agents which inhibit topoisomerases, represent related categories of antiproliferative agents that may be useful in the methods and compositions of the present invention. Exemplary taxanes include paclitaxol and docetaxol, which are useful in breast and lung cancers, among others. Exemplary podophyllotoxins include etoposide (useful in, for example, lymphoma and Hodgkin's disease), teniposide, irinotecan (useful in, for example, colon, rectal and lung cancer) and topotecan, the latter two of which act via inhibition of topoisomerase I.

[0069] Antineoplastic antibiotics represent another category of antiproliferative agents useful in the methods and compositions of the present invention. These agents exert their

effects by binding to or complexing with DNA. Exemplary agents include daunorubicin, doxorubicin, epirubicin, mitoxantrone, mitomycin, dactinomycin, plicamycin, and bleomycin. The antibiotics are useful in a diverse range of disorders, including Hodgkin's disease, leukemia, lymphoma, and lung cancer.

[0070] The methods and compositions of the present invention may comprise other antiproliferative agents, including the platinum complexes (*e.g.*, cisplatin and carboplatin, which are especially useful in the treatment of lung, head and neck, ovarian and breast cancer); enzymes (*e.g.*, L-asparaginase); hormone-related therapy hormone (*e.g.*, tamoxifen, leuprolide, flutamide, megestrol acetate, diethylstilbestrol, prednisone and estradiol cypionate); hydroxyurea; methylhydrazine derivatives such as procarbazine; adrenocortical suppressants, *e.g.*, mitotane, aminoglutethimide; aromatase inhibitors (*e.g.*, anastrozole); and biologic response modifiers (*e.g.*, interferon-A).

[0071] Furthermore, the methods and compositions of the present invention may comprise antiproliferative agents that result from the combination of two or more agents including, for example, prednimustine (a conjugate of prednisone and chlorambucil) and estramustine (a conjugate of nornitrogen mustard and estradiol).

[0072] The methods and compositions of the present invention may comprise a combination with another kinase inhibitor. Although the present invention is not limited to any particular kinase, kinase inhibitors contemplated for use include tyrphostin AG490 (2-cyano-3-(3,4-dihydroxyphenyl)-N-(benzyl)-2-propenamide), Iressa (ZD1839; Astra Zeneca); Gleevec (STI-571 or imatinib mesylate; Novartis); SU5416 (Pharmacia Corp./Sugen); and Tarceva (OSI-774; Roche/Genentech/OSI Pharmaceuticals).

Another embodiment of the invention relates to a method of treating arthritis, rheumatoid arthritis, psoriatic arthritis, or osteoarthritis in a mammal, the method comprising administering to the mammal a therapeutically effective amount of a compound according to any one of the above embodiments.

[0073] Thus, one embodiment of the invention relates to a method of treating organ transplant, acute transplant or heterograft or homograft rejection, or transplantation tolerance induction in a mammal, the method comprising administering to the mammal a therapeutically effective amount of a compound according to any one of the above embodiments.

[0074] Another embodiment of the invention relates to a method of treating ischemic or reperfusion injury, myocardial infarction, or stroke in a mammal, the method comprising administering to the mammal a therapeutically effective amount of a compound according to any one of the above embodiments.

[0075] Another embodiment of the invention relates to a method of treating multiple sclerosis, inflammatory bowel disease, including ulcerative colitis, Crohn's disease, lupus, contact hypersensitivity, delayed-type hypersensitivity, and gluten-sensitive enteropathy, type 1 diabetes, psoriasis, contact dermatitis, Hashimoto's thyroiditis, Sjogren's syndrome, autoimmune hyperthyroidism, Addison's disease, autoimmune polyglandular disease, autoimmune alopecia, pernicious anemia, vitiligo, autoimmune hypopituitarism, Guillain-Barre syndrome, glomerulonephritis, serum sickness, urticaria, allergic diseases, asthma, hayfever, allergic rhinitis, scleraciema, mycosis fungoides, dermatomyositis, alopecia areata, chronic actinic dermatitis, eczema, Behcet's disease, Pustulosis palmoplantis, Pyoderma gangrenum, Sezary's syndrome, atopic dermatitis, systemic sclerosis, morphea or atopic dermatitis in a mammal, the method comprising administering to the mammal a therapeutically-effective amount of a compound according to any one of the above embodiments.

[0076] Another embodiment of the invention relates to a method of treating colon carcinoma or thymoma in a mammal, the method comprising administering to the mammal a therapeutically-effective amount of a compound according to any one of the above embodiments.

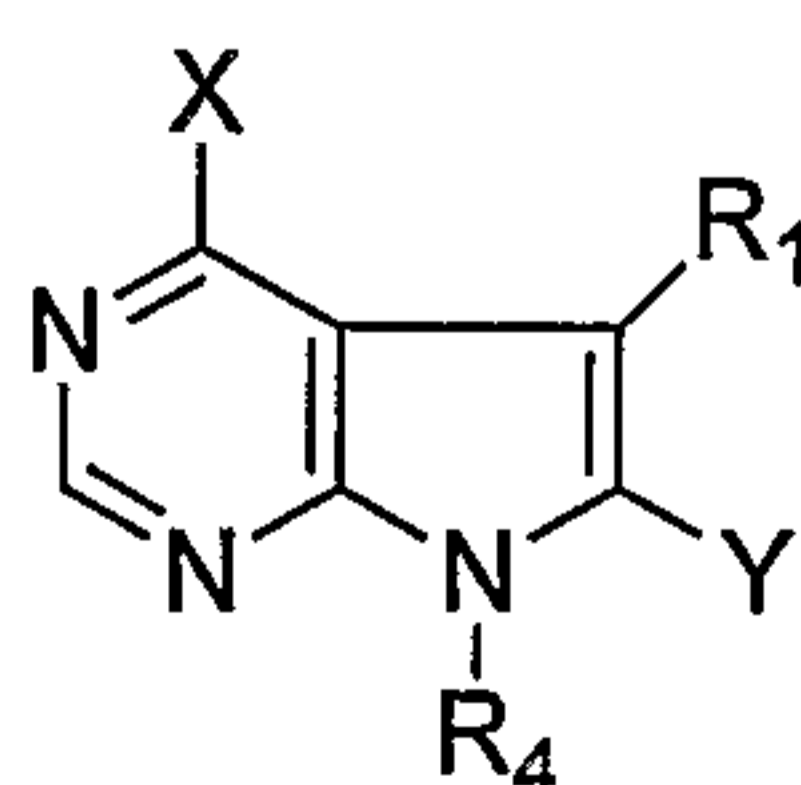
[0077] Another embodiment of the invention relates to a method of treating a proliferative disease in a mammal, the method comprising administering to the mammal a therapeutically effective amount of a compound according to any one of the above embodiments.

[0078] Another embodiment of the invention relates to the method of treating a proliferative disease in a mammal, the method further comprising administering to the mammal a therapeutically effective amount of a second antiproliferative agent with the compound, which was administered to the mammal.

[0079] In yet other aspects, the invention provides methods for treating ACK1- and LCK-mediated disorder in an animal, comprising administering to such animal a therapeutically effective amount of a compound described herein. An "ACK1-mediated disorder" or

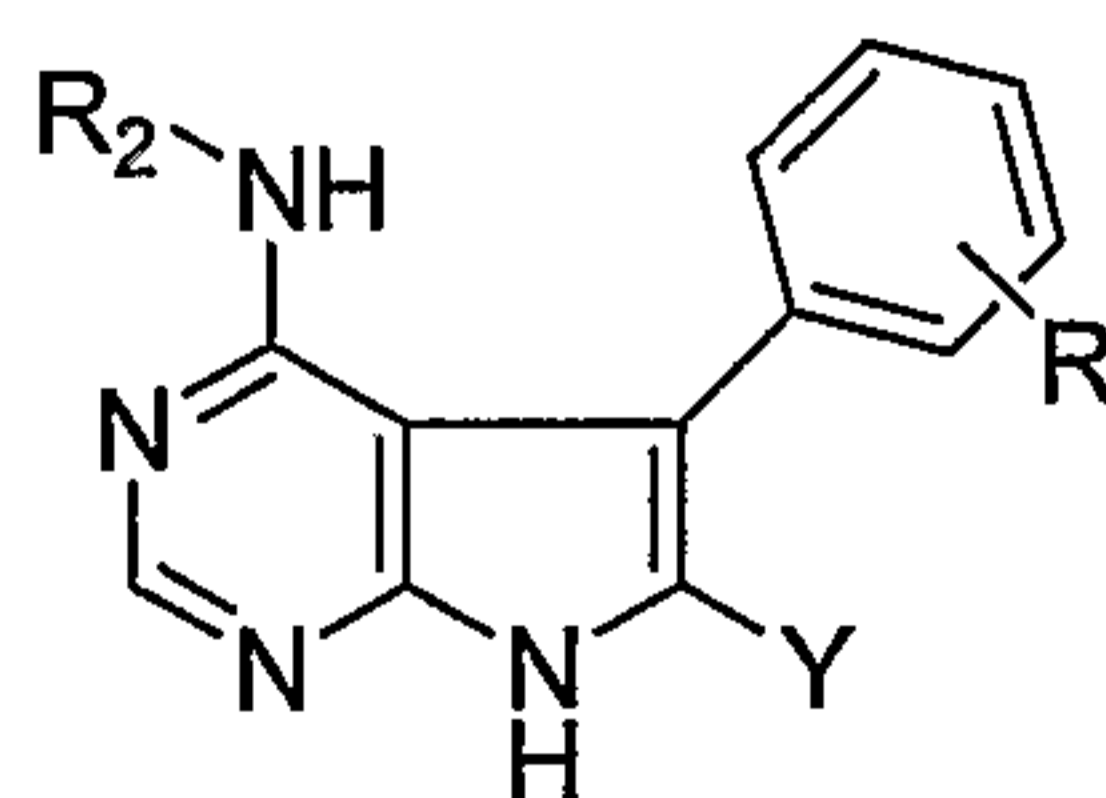
“LCK-mediated disorder” is a disorder, disease, affliction, syndrome, or other medical condition considered to be outside the scope of normal physiological or psychological limits by one of skill in the medical arts, in which the biochemical activity of ACK1 or LCK is considered to be reasonably causally related. Non-limiting examples of ACK1- and LCK mediated disorders include proliferative diseases. Proliferative diseases include, but are not limited to, cancers of the breast, lung, pancreas, ovaries, or prostate among other organs whether benign or malignant; prostatic hyperplasia; and psoriasis. Further examples can be found in U.S. Patents 6,713,474 and 5,792,783. A “therapeutically effective dose” as used herein is an amount of a compound of the instant invention that produces a detectable amelioration of symptoms, a reduction or cessation of further progression or worsening of those symptoms, or prevention or prophylaxis of the disorder. Similarly, “treating”, within the context of the instant invention, means a detectable alleviation of symptoms associated with a disorder or disease, or a reduction or cessation of further progression or worsening of those symptoms, or prevention or prophylaxis of the disease or disorder. For example, within the context of treating patients in need of an inhibitor of ACK1 or LCK, successful treatment may include a reduction in tumor adhesion and anchorage; an alleviation of symptoms related to a cancerous growth or tumor, or proliferation of diseased tissue; a halting in the progression of a disease such as cancer or in the growth of cancerous cells. Treatment may also include administering the pharmaceutical formulations of the present invention in combination with other therapies. For example, the compounds and pharmaceutical formulations of the present invention may be administered before, during, or after surgical procedure and/or radiation therapy. The compounds of the invention can also be administered in conjunction with other anti-cancer drugs including those used in antisense and gene therapy.

[0080] In a more specific embodiment, the invention provides method of treating a proliferative disease comprising administering to a subject in need thereof, an effective amount of a compound having the structure:



X is OR₂, NR₂R₃, or SR₂. Y is substituted or unsubstituted alkyl, substituted or unsubstituted cycloalkyl, substituted or unsubstituted alkenyl; substituted or unsubstituted alkynyl, substituted or unsubstituted aryl, substituted or unsubstituted aralkyl, substituted or unsubstituted heterocycloalkyl, or substituted or unsubstituted heteroaryl. R₁ is substituted or unsubstituted alkynyl, substituted or unsubstituted alkenyl, substituted or unsubstituted aryl, substituted or unsubstituted heterocycloalkyl, or substituted or unsubstituted heteroaryl, wherein the substituents are selected from the group consisting of F, Cl, Br, I, and C₁₋₆ alkyl, optionally substituted with one or more of F, Cl, Br, or I, or C₁₋₆ alkoxy, optionally substituted with one or more of F, Cl, Br, or I. R₂ and R₃ are independently H, substituted or unsubstituted alkyl, substituted or unsubstituted alkenyl, substituted or unsubstituted aryl, substituted or unsubstituted aralkyl, substituted or unsubstituted heterocycloalkyl; substituted or unsubstituted (heterocycloalkyl)alkyl; substituted or unsubstituted heteroaryl; or substituted or unsubstituted (heteroaryl)alkyl; or R₂ and R₃, together with the N to which they are attached, form a substituted or unsubstituted heterocycloalkyl or heteroaryl. In more specific embodiments of the method just described, X is NHR₂. Still more specific embodiments of this method include those wherein X is NHR₂ and R₂ is substituted or unsubstituted (heterocycloalkyl)alkyl, wherein the heterocycloalkyl group of the (heterocycloalkyl)alkyl is a saturated ring, or R₂ is a substituted or unsubstituted (heteroaryl)alkyl. In still more specific embodiments, the heterocycloalkyl group of the (heterocycloalkyl)alkyl or the heteroaryl group of the (heteroaryl)alkyl is tetrahydrofuranyl, furanyl, imidazolyl, dioxalanyl, dithiolanyl, dioxanyl, oxathiolanyl, oxetanyl, oxazolidinyl, dithianyl, tetrahydrothiophenyl, hexahydrothiopyranyl, piperazinyl, pyrrolidinylalkyl, morpholinyl, or thiomorpholinyl.

[0081] In another embodiment of the method, the compound described above has the structure:



Y is substituted or unsubstituted alkyl, substituted or unsubstituted cycloalkyl, substituted or unsubstituted alkenyl; substituted or unsubstituted alkynyl, substituted or unsubstituted phenyl, substituted or unsubstituted naphthyl, (substituted or unsubstituted phenylene)-OR₄, substituted or unsubstituted aralkyl, substituted or unsubstituted saturated or unsaturated heterocycloalkyl, substituted or unsubstituted bicyclic heteroaryl, or (substituted or unsubstituted 5- or 6-member heteroarylene)-OR₄. R is H, F, Cl, Br, I, or C₁₋₆ alkyl, optionally substituted with one or more of F, Cl, Br, or I, or C₁₋₆ alkoxy, optionally substituted with one or more of F, Cl, Br, or I. A more specific embodiment is one for which Y is substituted or unsubstituted cycloalkyl, substituted or unsubstituted phenyl, substituted or unsubstituted naphthyl, (substituted or unsubstituted phenylene)-OR₄, substituted or unsubstituted aralkyl, substituted or unsubstituted saturated or unsaturated heterocycloalkyl, substituted or unsubstituted heteroaryl, or (substituted or unsubstituted 5- or 6-member heteroarylene)-OR₄.

[0082] The pharmaceutical compositions of the instant invention can be manufactured by methods well known in the art such as conventional granulating, mixing, dissolving, encapsulating, lyophilizing, emulsifying or levigating processes, among others. The compositions can be in the form of, for example, granules, powders, tablets, capsules, syrup, suppositories, injections, emulsions, elixirs, suspensions or solutions. The instant compositions can be formulated for various routes of administration, for example, by oral administration, by transmucosal administration, by rectal administration, or subcutaneous administration as well as intrathecal, intravenous, intramuscular, intraperitoneal, intranasal, intraocular or intraventricular injection. The compound or compounds of the instant invention can also be administered in a local rather than a systemic fashion, such as injection as a sustained release formulation.

[0083] Besides those representative dosage forms described herein, pharmaceutically acceptable excipients and carriers and methods for creating therapeutically useful compositions using such are generally known to those skilled in the art of medicinal chemistry and pharmacology and are thus included in the instant invention. Such excipients, carriers, materials, and methods are described, for example, in: *Remington The Science and Practice of Pharmacy*, 20th Ed. (Gennaro, *et al.*, eds.) Mack Pub. Co., New Jersey (2000); and *Pharmaceutics The Science of Dosage Form Design*, 2nd Ed. (Aulton, ed.) Churchill

Livingstone (2002). The following dosage forms are given by way of example and should not be construed as limiting the instant invention.

[0084] For oral, buccal, and sublingual administration, powders, suspensions, granules, tablets, pills, capsules, gelcaps, and caplets are acceptable as solid dosage forms. These can be prepared, for example, by mixing one or more compounds of the instant invention, or stereoisomers, solvates, prodrugs, pharmaceutically acceptable salts or tautomers thereof, with at least one additive or excipient such as a starch or other additive. Suitable additives or excipients are sucrose, lactose, cellulose sugar, mannitol, maltitol, dextran, sorbitol, starch, agar, alginates, chitins, chitosans, pectins, tragacanth gum, gum arabic, gelatins, collagens, casein, albumin, synthetic or semi-synthetic polymers or glycerides, methyl cellulose, hydroxypropylmethyl-cellulose, and/or polyvinylpyrrolidone. Optionally, oral dosage forms can contain other ingredients to aid in administration, such as an inactive diluent, or lubricants such as magnesium stearate, or preservatives such as paraben or sorbic acid, or anti-oxidants such as ascorbic acid, tocopherol or cysteine, a disintegrating agent, binders, thickeners, buffers, sweeteners, flavoring agents or perfuming agents. Additionally, dyestuffs or pigments may be added for identification. Tablets and pills may be further treated with suitable coating materials known in the art.

[0085] Liquid dosage forms for oral administration may be in the form of pharmaceutically acceptable emulsions, syrups, elixirs, suspensions, slurries and solutions, which may contain an inactive diluent, such as water. Pharmaceutical formulations may be prepared as liquid suspensions or solutions using a sterile liquid, such as, but not limited to, an oil, water, an alcohol, and combinations of these. Pharmaceutically suitable surfactants, suspending agents, emulsifying agents, and the like may be added for oral or parenteral administration.

[0086] For nasal administration, the pharmaceutical formulations may be a spray or aerosol containing an appropriate solvent and optionally other compounds such as, but not limited to, stabilizers, antimicrobial agents, antioxidants, pH modifiers, surfactants, bioavailability modifiers and combinations of these. A propellant for an aerosol formulation may include compressed air, nitrogen, carbon dioxide, or a hydrocarbon based low boiling solvent. The compound or compounds of the instant invention are conveniently delivered in the form of an aerosol spray presentation from a nebulizer or the like.

[0087] Injectable dosage forms generally include aqueous suspensions or oil suspensions which may be prepared using a suitable dispersant or wetting agent and a suspending agent. Injectable forms may be in solution phase or a powder suitable for reconstitution as a solution. Both are prepared with a solvent or diluent. Acceptable solvents or vehicles include sterilized water, Ringer's solution, or an isotonic aqueous saline solution. Alternatively, sterile oils may be employed as solvents or suspending agents. Typically, the oil or fatty acid is non-volatile, including natural or synthetic oils, fatty acids, mono-, di- or tri-glycerides. For injection, the formulations may optionally contain stabilizers, pH modifiers, surfactants, bioavailability modifiers and combinations of these. The compounds may be formulated for parenteral administration by injection such as by bolus injection or continuous infusion. A unit dosage form for injection may be in ampoules or in multi-dose containers.

[0088] For rectal administration, the pharmaceutical formulations may be in the form of a suppository, an ointment, an enema, a tablet or a cream for release of compound in the intestines, sigmoid flexure and/or rectum. Rectal suppositories are prepared by mixing one or more compounds of the instant invention, or pharmaceutically acceptable salts or tautomers of the compound, with acceptable vehicles, for example, cocoa butter or polyethylene glycol, which is solid phase at room temperature but liquid phase at those temperatures suitable to release a drug inside the body, such as in the rectum. Various other agents and additives may be used in the preparation of suppositories as is well known to those of skill in the art.

[0089] The formulations of the invention may be designed to be short-acting, fast-releasing, long-acting, and sustained-releasing as described below. Thus, the pharmaceutical formulations may also be formulated for controlled release or for slow release.

[0090] The instant compositions may also comprise, for example, micelles or liposomes, or some other encapsulated form, or may be administered in an extended release form to provide a prolonged storage and/or delivery effect. Therefore, the pharmaceutical formulations may be compressed into pellets or cylinders and implanted intramuscularly or subcutaneously as depot injections or as implants such as stents. Such implants may employ known inert materials such as silicones and biodegradable polymers.

[0091] Specific dosages may be adjusted depending on conditions of disease, the age, body weight, general health conditions, sex, and diet of the subject, dose intervals, administration routes, excretion rate, and combinations of drugs. Any of the above dosage forms containing

effective amounts are well within the bounds of routine experimentation and therefore, well within the scope of the instant invention.

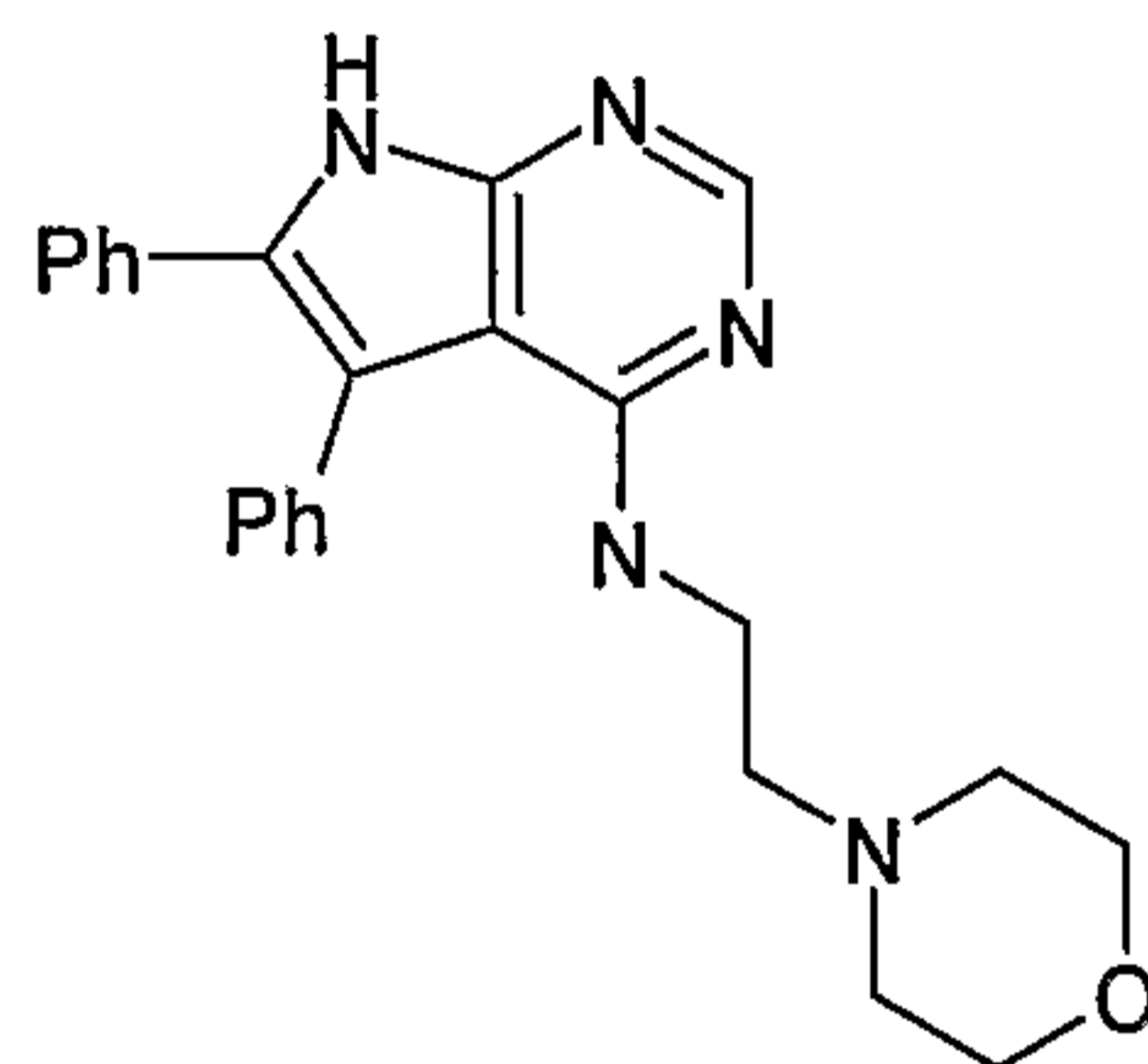
[0092] A therapeutically effective dose may vary depending upon the route of administration and dosage form. Typically, the compound or compounds of the instant invention are selected to provide a formulation that exhibits a high therapeutic index. The therapeutic index is the dose ratio between toxic and therapeutic effects which can be expressed as the ratio between LD₅₀ and ED₅₀. The LD₅₀ is the dose lethal to 50% of the population and the ED₅₀ is the dose therapeutically effective in 50% of the population. The LD₅₀ and ED₅₀ are determined by standard pharmaceutical procedures in animal cell cultures or experimental animals.

EXAMPLES

[0093] The following Examples are provided to illustrate certain aspects of the present invention and to aid those of skill in the art in practicing the invention. These Examples are in no way to be considered to limit the scope of the invention in any manner.

[0094] Compound names were generated using the *ChemDraw* and *Isis* software packages.

[0095] **Example 1: (5, 6-Diphenyl-7H-pyrrolo[2,3-d]pyrimidin-4-yl)-(2-morpholin-4-ylethyl)-amine**



[0096] **Step A: 2-Amino-1-(2,4-dimethoxybenzyl)-4,5-diphenyl-1H-pyrrole-3-carbonitrile**

[0097] A solution of benzoin (6.81 g, 32.1 mmol), 2,4-dimethoxybenzylamine (5.37 g, 32.1 mmol) and p-toulenesulfonic acid monohydrate (20 mg, cat.) in toluene (100 mL) was heated to 80°C for 5 minutes. Malononitrile (2.12 g, 32.1 mmol) was then added and the reaction mixture was heated to reflux for 3 hours using a reflux condenser fitted with a Dean-Stark trap. The solution was then cooled, diluted with ethyl acetate (100 mL), extracted with sodium bicarbonate (conc., aq., 50 mL), hydrochloric acid (0.5N, aq., 50 mL) and water (50

mL), dried, filtered and the filtrate was concentrated under reduced pressure.

Chromatography (SiO₂, ethyl acetate:hexane 1:2) afforded the title compound as a pale brown solid.

[0098] Step B: 7-(2,4-Dimethoxybenzyl)-5,6-diphenyl-7H-pyrrolo[2,3-*d*]pyrimidin-4-ylamine

[0099] To a solution of 2-amino-1-(2,4-dimethoxybenzyl)-4,5-diphenyl-1H-pyrrole-3-carbonitrile in formamide (40 mL) 0.5 mL of acetic acid was added. The reaction mixture was heated to 140°C for 3 hours, and then cooled and poured onto water (200mL). The precipitated solid was filtered off and dried under high vacuum to give the title compound as a solid.

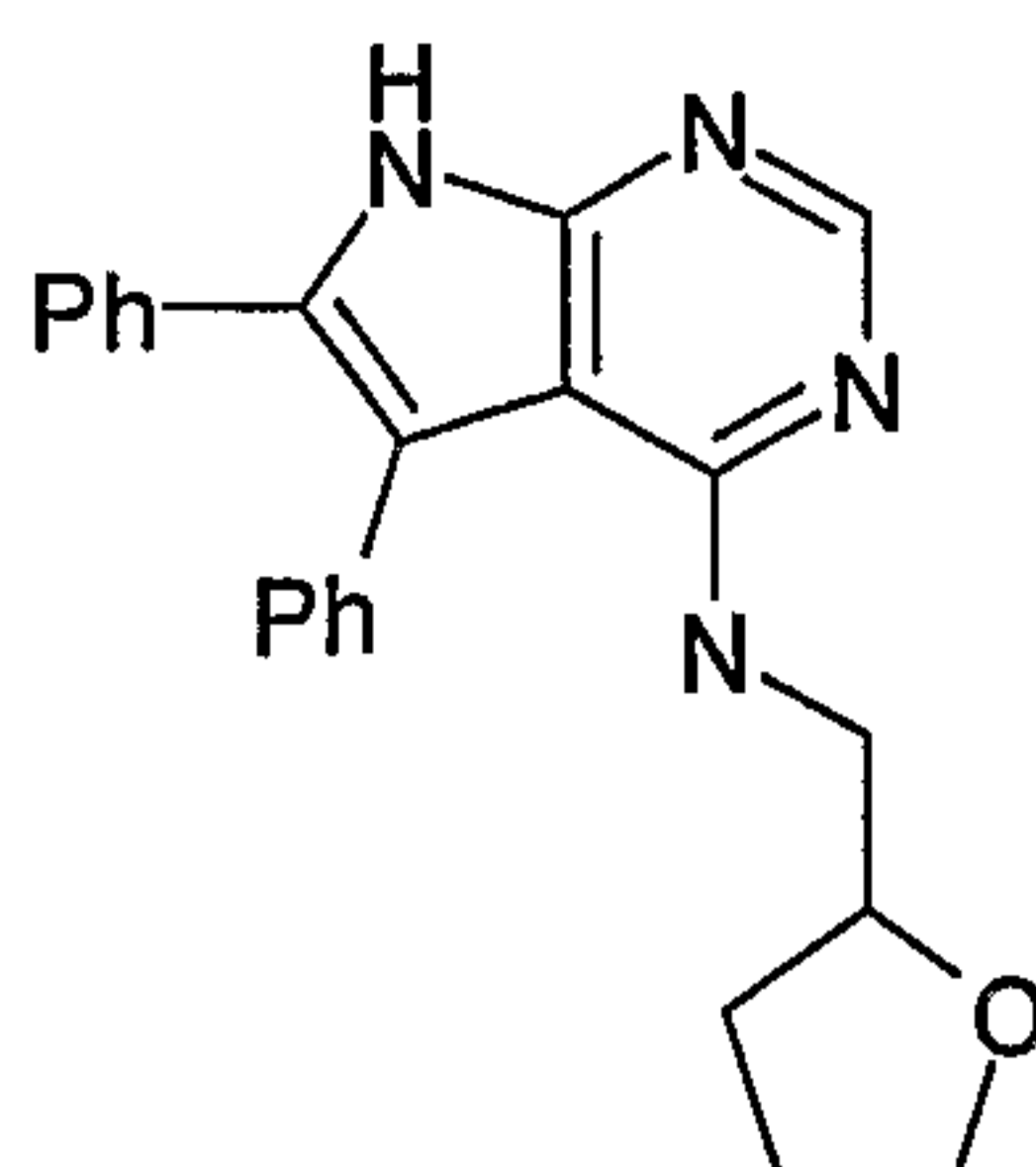
[0100] Step C: [7-(2,4-Dimethoxybenzyl)-5,6-diphenyl-7H-pyrrolo[2,3-*d*]pyrimidin-4-yl]-(2-morpholin-4-ylethyl)-amine

[0101] To a solution of 7-(2,4-dimethoxybenzyl)-5, 6-diphenyl-7H-pyrrolo[2,3-*d*]pyrimidin-4-ylamine (43.7 mg, 0.1 mmol) and sodium hydroxide powder (20 mg, 0.50 mmol) in DMF (1 mL) was added N-(2-chloroethyl)morpholine (30mg, 0.2 mmol). The mixture was stirred for 5 minutes at 150°C under microwave irradiation (using powerMAX™). The reaction mixture was then cooled and diluted with EtOAc (25 mL). The mixture was extracted twice with water (10 mL) and then brine. The organic layer was dried over MgSO₄, filtered and the filtrate was concentrated. The residue was purified by column chromatography on silica gel to give the title compound.

[0102] Step D: (5, 6-Diphenyl-7H-pyrrolo[2,3-*d*]pyrimidin-4-yl)-(2-morpholin-4-ylethyl)-amine

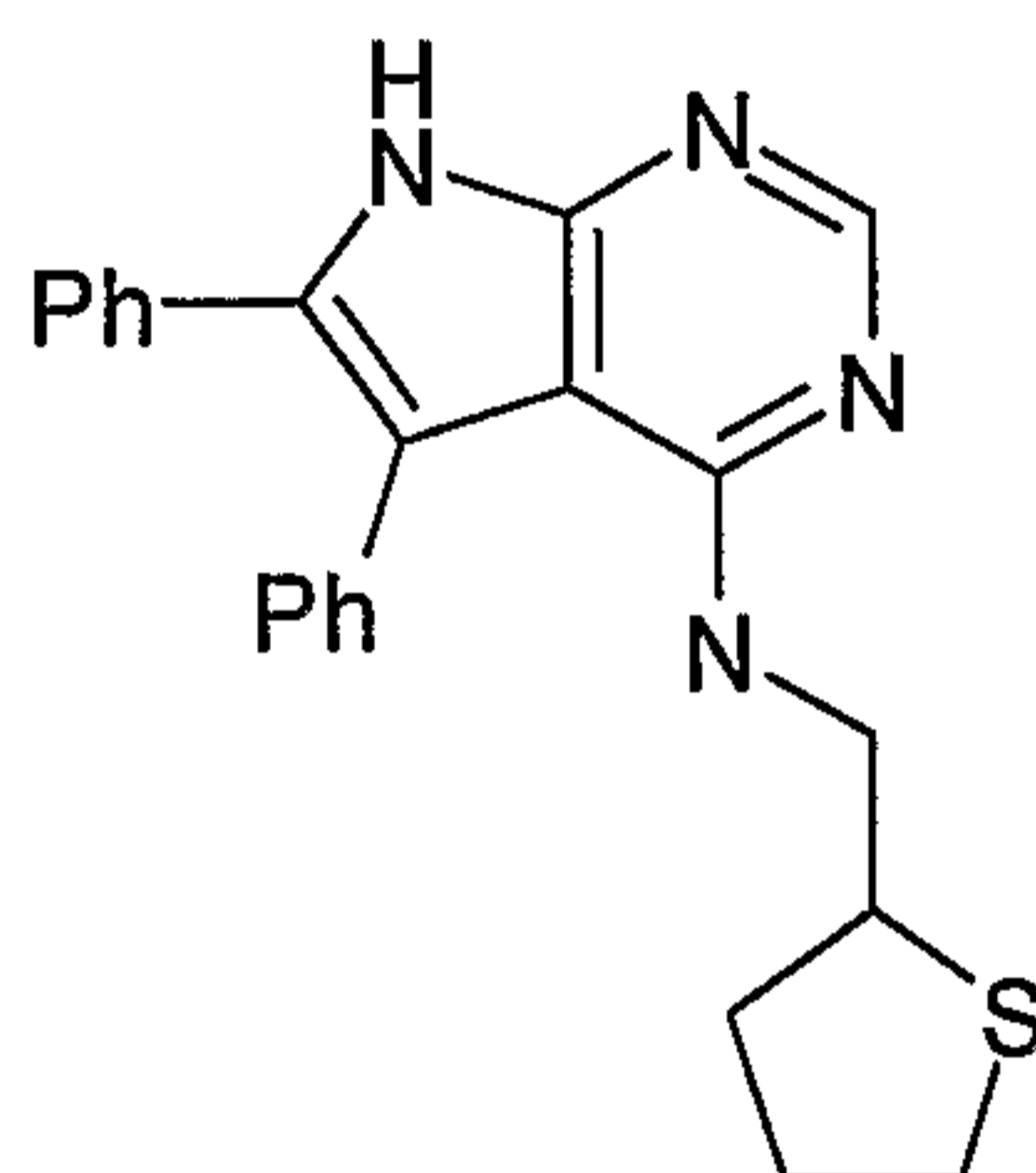
[0103] A solution of [7-(2,4-Dimethoxybenzyl)-5, 6-diphenyl-7H-pyrrolo[2,3-*d*]pyrimidin-4-yl]-(2-morpholin-4-ylethyl)-amine (54 mg , 0.1 mmol) in 2 mL of trifluoroacetic acid was heated to reflux. After 18 hours, the solution was concentrated to dryness and purified by preparative HPLC (C8 column, water, acetonitrile, 0.1% TFA) to give the title compound. Mass Spectrum (ESI) *m/e* = 400 (M+1).

[0104] Example 2: (5,6-Diphenyl-7H-pyrrolo[2,3-*d*]pyrimidin-4-yl)-(tetrahydrofuran-2-ylmethyl)-amine



[0105] The compound was prepared using the procedures described in Example 1. ¹H-NMR (CDCl₃): 1.95-1.36 (4 H, m), 3.76-3.51 (4 H, m), 3.98-3.87 (1 H, m), 5.92 (1 H, br s), 7.49-7.18 (10 H, m), 8.23 (1 H, s), 13.92 (1 H, br s). Mass Spectrum (ESI) m/e = 371 (M+1).

[0106] Example 3: (5, 6-Diphenyl-7H-pyrrolo[2,3-d]pyrimidin-4-yl)-(tetrahydrothiophen-2-yl)methylamine



[0107] Step A: 1-Allyl-2-amino-4,5-diphenyl-1H-pyrrole-3-carbonitrile

[0108] A solution of benzoin (6.81 g, 32.1 mmol), allylamine (2 g, 35 mmol) and p-toulenesulfonic acid monohydrate (20 mg, cat.) in toluene (100 mL) was heated to 80°C for 5 minutes. Malononitrile (2.12 g, 32.1 mmol) was then added and the reaction mixture was heated to reflux for 3 hours using a reflux condenser fitted with a Dean-Stark trap. The solution was then cooled, diluted with ethyl acetate (100 mL), extracted with sodium bicarbonate (conc., aq., 50 mL), hydrochloric acid (0.5 N, aq., 50 mL) and water (50 mL), dried, filtered and the filtrate was concentrated under reduced pressure. Chromatography (SiO₂, ethyl acetate:hexane 1:2) afforded the title compound as a pale brown solid.

[0109] Step B: 7-Allyl-4-chloro-5,6-diphenyl-7H-pyrrolo[2,3-d]pyrimidine

[0110] To a solution of 1-allyl-2-amino-4,5-diphenyl-1H-pyrrole-3-carbonitrile (Example 3, Step A) in 10 mL of *N,N*-dimethylformamide 2 mL of formic acid was added. The reaction mixture was heated to 100°C for 2 hours, and then cooled and poured onto water (100 mL). The precipitated solid was filtered off and dried under high vacuum for 2 h. This solid was

dissolved in phosphorous oxychloride (10 mL), and the reaction mixture was heated to reflux. After 1 hour, the solution was cooled and poured onto water (25 mL), and the title compound was filtered off as a brown solid. The title compound was used without further purification in subsequent reactions.

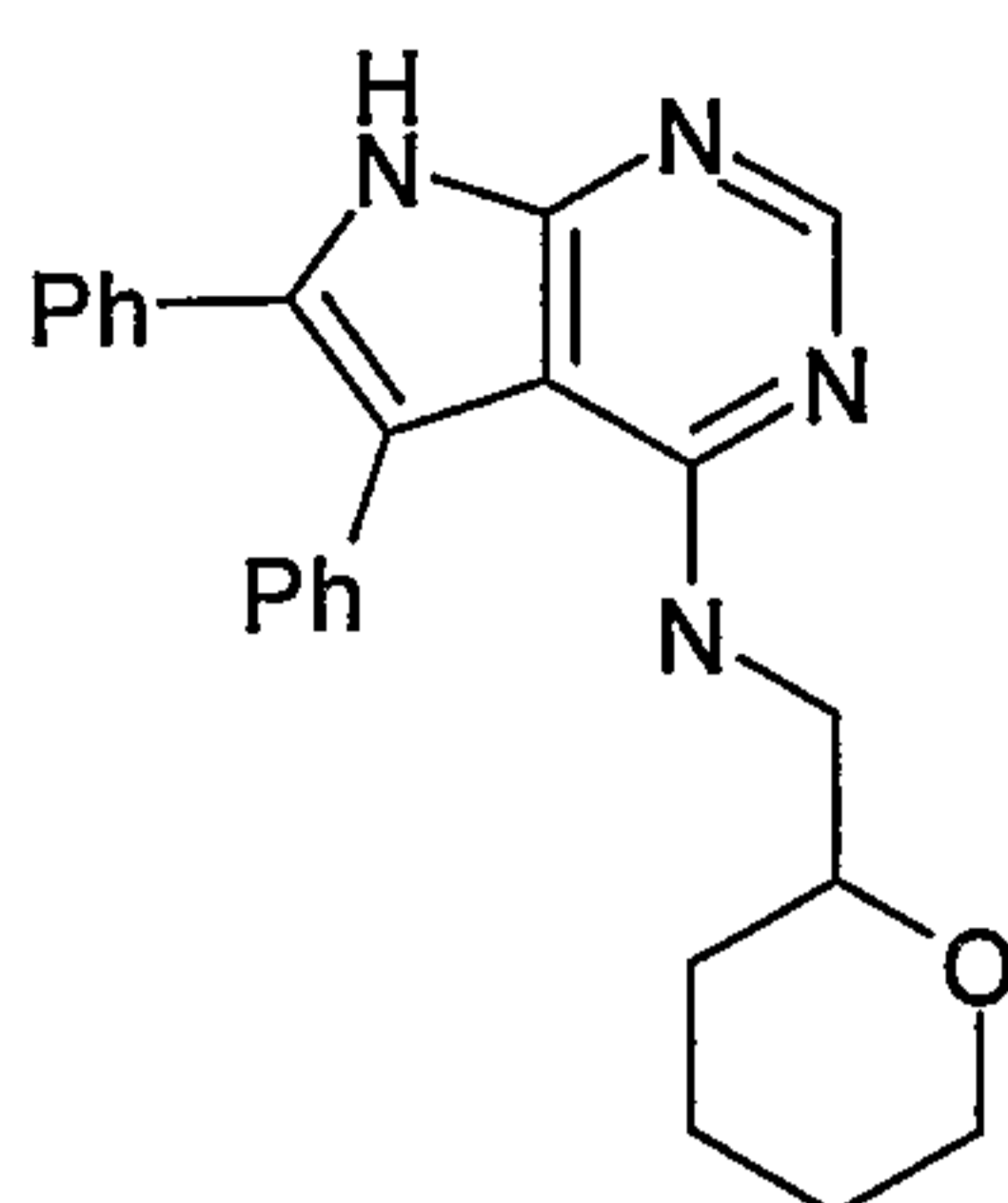
[0111] Step C: (7-Allyl-5,6-diphenyl-7H-pyrrolo[2,3-*d*]pyrimidin-4-yl)-(tetrahydrothiophen-2-ylmethyl)-amine

[0112] To a solution of 7-allyl-4-chloro-5,6-diphenyl-7H-pyrrolo[2,3-*d*]pyrimidine (Example 3, Step B; 200 mg, 0.58 mmol) and 140 mg of (tetrahydrothiophen-2-yl)methylamine (1.20 mmol) in *N,N*-dimethylformamide (3 mL) was added potassium carbonate (200 mg, 1.45 mmol). The mixture was stirred for 5 minutes at 120°C under microwave irradiation (using powerMAX™). The reaction mixture was then cooled and diluted with EtOAc (25 mL). The mixture was extracted twice with water (10 mL) and then brine. The organic layer was dried over MgSO₄, filtered and the filtrate was concentrated. The residue was purified by preparative HPLC (C8 column, water, acetonitrile, 0.1% TFA) to give the title compound.

[0113] Step D: (5,6-Diphenyl-7H-pyrrolo[2,3-*d*]pyrimidin-4-yl)-(tetrahydrothiophen-2-ylmethyl)-amine

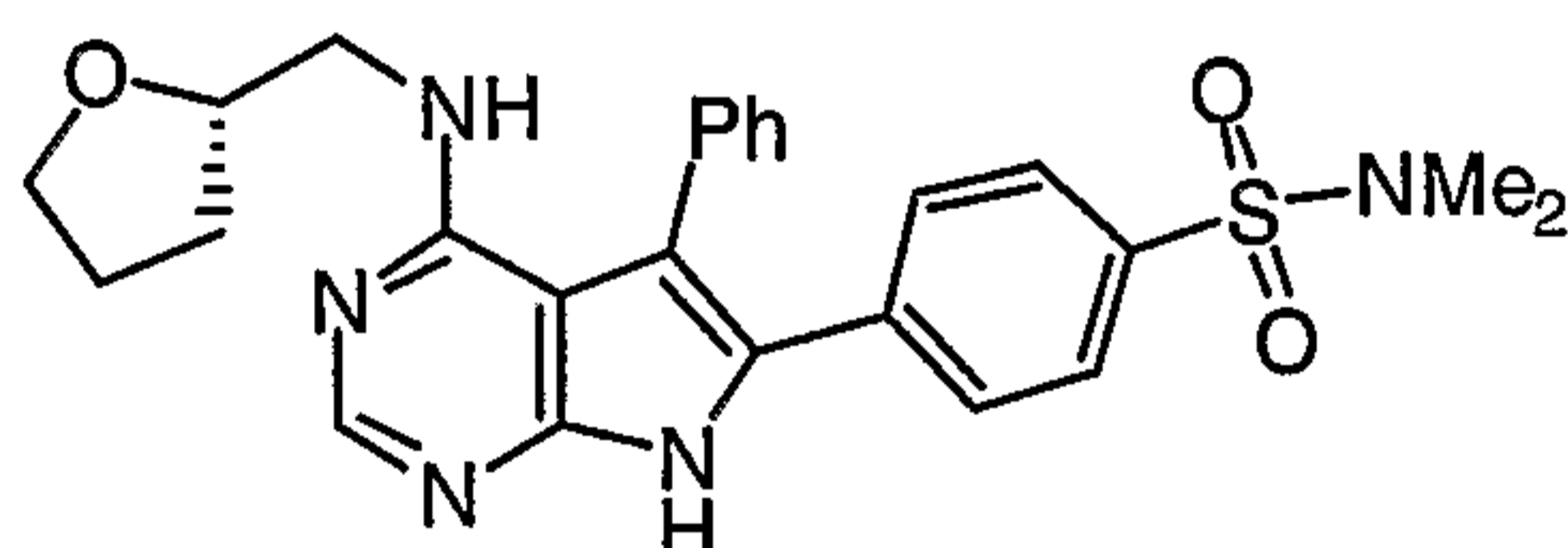
[0114] To a solution of (7-allyl-5,6-diphenyl-7H-pyrrolo[2,3-*d*]pyrimidin-4-yl)-(tetrahydrothiophen-2-ylmethyl)-amine (Example 3, Step C; 0.20 mmol) in DMSO (1 mL) was added potassium *tert*-butoxide (50 mg, 0.45 mmol) and the solution was heated to 110°C for 24 hours. The solution was then cooled, diluted with ethyl acetate, extracted with water (2 x 25 mL), dried and concentrated under reduced pressure. Acetone (1 mL) was then added, followed by sulfuric acid (1 N, aq., 1 mL) and mercury (II) chloride (250 mg, 1 mmol). The reaction mixture was heated to reflux for 4 hours, cooled, and purified by preparative HPLC (C8 column, water, acetonitrile, 0.1% TFA) to give the title compound. ¹H-NMR (CDCl₃): 1.95-1.39 (4 H, m), 2.78-2.57 (2 H, m), 3.75-3.42 (4 H, m), 5.91 (1 H, br s), 7.43-7.02 (10 H, m), 8.20 (1 H, s), 13.87 (1 H, br s). Mass Spectrum (ESI) *m/e* = 387 (M+1).

[0115] Example 4: (5, 6-Diphenyl-7H-pyrrolo[2,3-*d*]pyrimidin-4-yl)-(tetrahydropyran-2-ylmethyl) amine



[0116] The compound was prepared using the procedure described in Example 3 using the appropriate amine: $^1\text{H-NMR}$ (CDCl_3): 1.82-1.08 (6 H, m), 3.76-3.66 & 3.28-3.15 (2 H & 3 H, 2 x m), 6.03 (1 H, br s), 7.42-7.18 (10 H, m), 8.20 (1 H, s), 13.78 (1 H, br s). Mass Spectrum (ESI) $m/e = 385$ ($M+1$).

[0117] **Example 5: *N,N*-Dimethyl-4-{5-phenyl-4-[(tetrahydro-furan-2-yl)methyl]-amino}-7*H*-pyrrolo[2,3-*d*]pyrimidin-6-yl}-benzenesulfonamide**



[0118] **Step A: 4-Iodo-*N,N*-dimethyl-benzenesulfonamide**

[0119] A mixture of 1.20 g (3.9 mmol) of pipsyl chloride in 10 ml chloroform and 60 ml saturated aqueous sodium bicarbonate was stirred at room temperature for 21 h. The reaction mixture was extracted with chloroform (15 ml) and the organic layer was washed with water (25 ml), dried over Na_2SO_4 , filtered and concentrated to give the title compound. The product was carried on directly into the subsequent step. $^1\text{H-NMR}$ (CDCl_3) δ 2.71 (s, 6 H), 7.47 (d, $J=8.6\text{Hz}$, 2 H), 7.90 (d, $J=8.6\text{Hz}$, 2 H). Mass Spectrum (ESI) $m/e = 312.0$ ($M+1$), 644.7 ($2M+23$).

[0120] **Step B: *N,N*-Dimethyl-4-(4,4,5,5-tetramethyl-[1,3,2]dioxaborolan-2-yl)-benzenesulfonamide**

[0121] A mixture of 983 mg (9.6 mmol) of KOAc, 82 mg (0.10 mmol) of $\text{Pd}(\text{dppf})_2\text{Cl}_2 \cdot \text{CH}_2\text{Cl}_2$ and 950 mg (98%, 3.7 mmol) of bis(pinacolato)diboron was purged with nitrogen for 2 min. In a separate flask, 1.04 g (3.3 mmol) of 4-iodo-*N,N*-dimethyl-benzenesulfonamide was purged with nitrogen for 2 min and then was dissolved in 20 ml of DMSO. This solution was added to the solids in the first flask, and the resulting orange slurry

was heated to 80°C for 17 h. The reaction mixture was diluted with benzene (100 ml) and washed with water (60 ml). The aqueous layer was extracted with more benzene (35 ml). The combined organic layers were dried over Na₂SO₄, filtered, and the filtrate was concentrated and purified by chromatography on silica gel (hexanes : EtOAc, 17 : 3) to give the title compound. ¹H-NMR (CDCl₃) δ 1.36 (s, 12 H), 2.69 (s, 6 H), 7.75 (d, J=8.1Hz, 2 H), 7.97 (d, J=8.0Hz, 2 H). Mass Spectrum (ESI) m/e = 312.1 (M+1).

[0122] Step C: 5-Phenyl-6-(triethylsilyl)-7-H-pyrrolo[2,3-*d*]pyrimidin-4-ylamine

[0123] To a solution of 5-iodo-4,6-diaminopyrimidine (2.50g, 10.60mmol), LiCl (0.45g, 10.60mmol), Na₂CO₃ (2.25g, 21.20mmol) and Pd(dppf)₂Cl₂/ CH₂Cl₂ (0.87g, 1.06mmol) in DMF (20.0 mL) was slowly added 1-phenyl-2-(trimethylsilyl)acetylene (5.73 g, 26.50 mmol) at room temperature under N₂. The resulting reaction mixture was stirred at 95°C for 14h. The reaction was cooled down to room temperature, then CH₂Cl₂ (250 mL) was added. The mixture was washed with sat. aqueous NaHCO₃ solution and brine. The organic layer was dried over Na₂SO₄, filtered and the filtrate was concentrated. The residue was purified by chromatography on silica gel (hexanes : EtOAc, 1 : 1 to 0 : 1) to give the title compound. ¹H-NMR (400 MHz, DMSO-*d*₆) δ 0.57 (q, J = 7.6 Hz, 6 H), 0.79 (t, J = 7.6 Hz, 9 H), 5.54 (br, 2 H), 7.37-7.48 (m, 5 H), 8.09 (s, 1 H), 11.45 (s, 1 H). Mass Spectrum (m/e) = 325 (M+1).

**[0124] Step D: (S)-[5-Phenyl-6-(triethylsilanyl)-7-H-pyrrolo[2,3-*d*]pyrimidine-4-yl]-
(tetrahydrofuran-2-ylmethyl)-amine**

[0125] To a solution of 5-phenyl-6-(triethylsilyl)-7-*H*-pyrrolo[2,3-*d*]pyrimidin-4-ylamine (Example 5, Step C; 4.00g, 12.33 mmol), EDC (3.10 g, 16.02 mmol) and HOBT (2.50g, 18.50 mmol) in DMF (20.0 mL) was added dropwise (*S*)-tetrahydro-2-furoic acid (1.91g, 14.8 mmol) at 0°C and then the reaction mixture was stirred at 0°C for 1 hr. The temperature was allowed to rise to room temperature and stirring was continued for 30 hr. Dichloromethane (500 mL) was added and the mixture was washed with brine (100 mL), sat. NaHCO₃ solution (100 mL) and brine (100 mL). The organic layer was dried over Na₂SO₄, filtered and the filtrate was concentrated. The product was dissolved in 20 mL of THF and slowly added to a solution of LiAlH₄ (0.70 g, 27.13 mmol) in THF (40 mL) at 0°C under N₂. The temperature of the reaction mixture was allowed to rise to room temperature for 1 hr after addition and then the reaction mixture was stirred at 50°C for 1-2 hr. The mixture was cooled down to room temperature and then carefully poured into ice-water (150 mL). Ethyl

acetate (200 mL) was added, and the organic layer was separated. The aqueous layer was extracted several times with ethyl acetate. The combined organic layers were washed with brine, dried over Na₂SO₄, filtered and the filtrate was concentrated. The residue was purified by chromatography on silica gel (ethyl acetate : methanol : triethylamine, 9 : 1 : 0.1) to give the title compound. ¹H-NMR (400 MHz, CDCl₃) δ, 0.61 (q, J = 7.6 Hz, 6 H), 0.89 (t, J = 7.6 Hz, 9 H), 1.48 (m, 1 H), 1.69-1.85 (m, 3 H), 3.59-3.62 (m, 4 H), 3.94 (m, 1 H), 5.03 (s, 1 H), 7.28 (m, 3 H), 7.45 (m, 2 H), 8.33 (s, 1 H), 8.68 (s, 1 H). Mass Spectrum (ESI) m/e = 409 (M+1).

[0126] Step E: (S)-[6-Iodo-5-phenyl-7H-pyrrolo[2,3-*d*]pyrimidin-4-yl]-(tetrahydrofuran-2-ylmethyl)amine

[0127] To a solution of *S*-[5-phenyl-6-(triethylsilyl)-7-*H*-pyrrolo[2,3-*d*]pyrimidine-4-yl]-(tetrahydrofuran-2-ylmethyl)-amine (Example 5, Step D; 1.00 g, 2.45 mmol) in DMF (10 mL) was added NIS (0.83 g, 3.67 mmol) in one portion. The reaction mixture was stirred at 45°C for 1 hr. The reaction mixture was poured into CH₂Cl₂ (120 mL) and washed with a mixture of sodium thiosulfate (5 mL) and brine (30 mL), then with NaHCO₃ (20 mL) and brine (20 mL). The organic layer was dried over MgSO₄, filtered, and the filtrate was concentrated. The residue was dissolved in CH₂Cl₂ (10 mL) and hexane (200 mL) was added slowly. A solid precipitate formed. The solid was filtered off and dried under high vacuum to give the title compound. ¹H-NMR (400 MHz, CDCl₃) δ 1.51 (m, 1 H), 1.69-1.91 (m, 3 H), 3.19-3.69 (m, 4 H), 3.99 (m, 1 H), 5.27 (t, J = 4.4 Hz, 1 H), 7.37-7.56 (m, 5 H), 8.42 (s, 1 H), 13.21 (s, 1 H). Mass Spectrum (ESI) m/e = 421 (M+1).

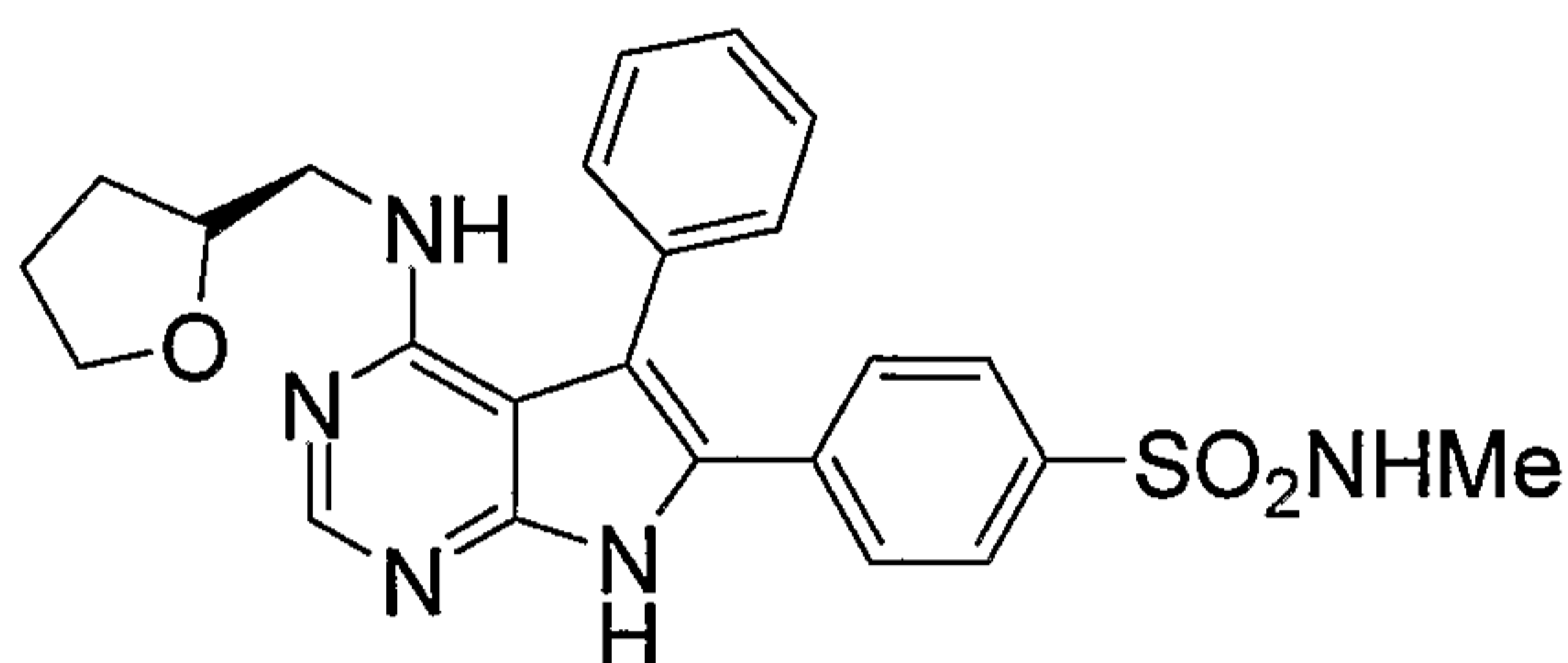
[0128] Step F. N,N-Dimethyl-4-{5-phenyl-4-[(tetrahydrofuran-2-ylmethyl)-amino]-7H-pyrrolo[2,3-*d*]pyrimidin-6-yl}-benzenesulfonamide

[0129] A mixture of 100 mg (0.24 mmol) of (6-iodo-5-phenyl-7*H*-pyrrolo[2,3-*d*]pyrimidin-4-yl)-(tetrahydrofuran-2-ylmethyl)-amine (Example 5, Step E), 110 mg (0.35 mmol) of *N,N*-dimethyl-4-(4,4,5,5-tetramethyl-[1,3,2]dioxaborolan-2-yl)-benzenesulfonamide (Example 5, Step B), 32 mg (0.75 mmol) of LiCl, 20 mg (0.02 mmol) of Pd(dppf)₂Cl₂·CH₂Cl₂ and 300 μl (0.60 mmol) of 2 M aqueous sodium carbonate solution in 3 ml toluene and 3 ml ethanol was purged with nitrogen for 2 min. The brown slurry was heated to 80°C for 15 h and then was concentrated. The residue was purified by reverse phase preparatory HPLC (MeCN, water, 0.1% TFA) to give the title compound. ¹H-NMR (DMSO-*d*₆) δ 1.31-1.42 (m, 1 H), 1.56-1.87

(m, 3 H), 2.59 (s, 6 H), 3.46-3.56 (m, 4 H), 3.82-3.91 (m, 1 H), 5.48 (s, 1 H), 7.37 (s, 1 H), 7.38-7.43 (m, 2 H), 7.50-7.58 (m, 4 H), 7.65 (d, J=8.6Hz, 2 H), 8.34 (s, 1 H), 12.82 (br s, 1 H). Mass Spectrum (ESI) m/e = 478.0 (M+1).

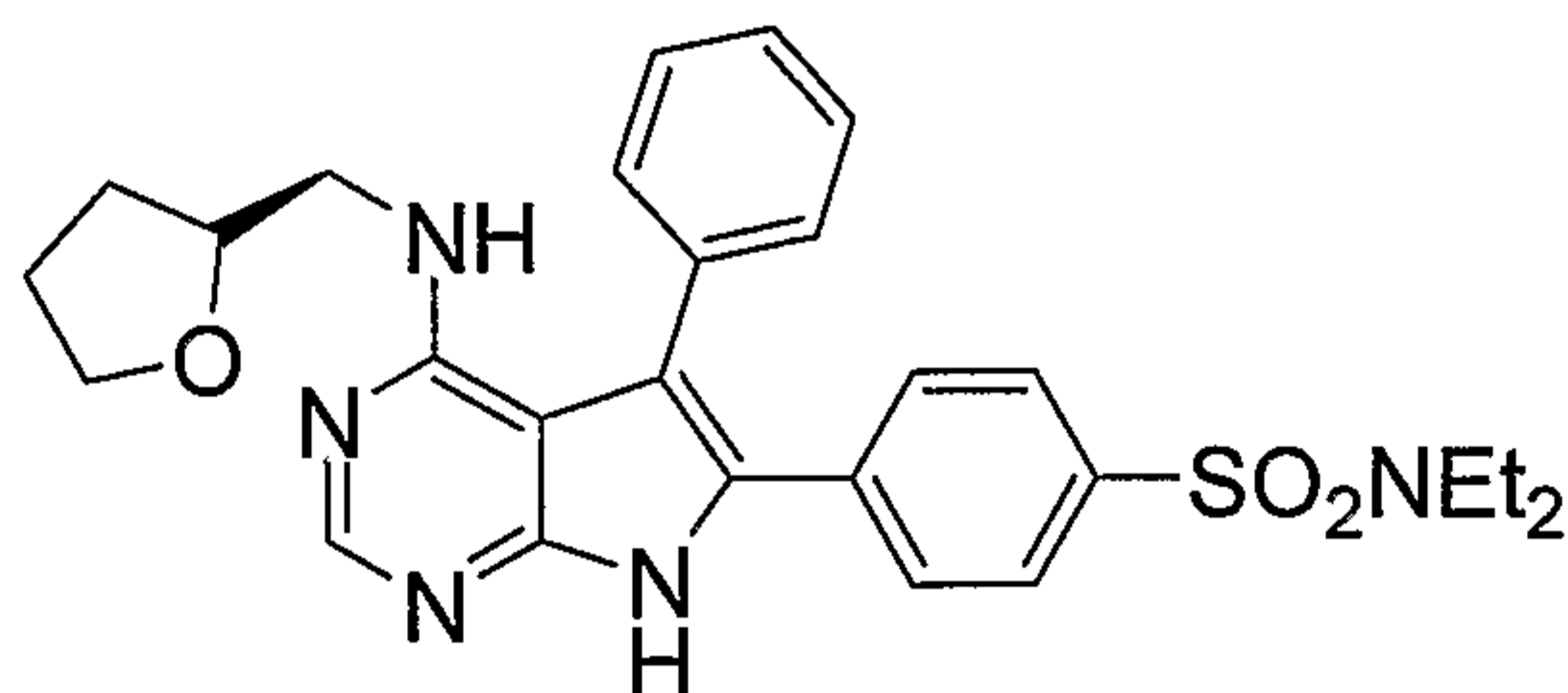
[0130] The following compounds were made using the method described in Example 5 above.

[0131] **Example 6** : *N*-Methyl-4-{5-phenyl-4-[(tetrahydrofuran-2-ylmethyl)-amino]-7*H*-pyrrolo[2,3-*d*]pyrimidin-6-yl}-benzenesulfonamide



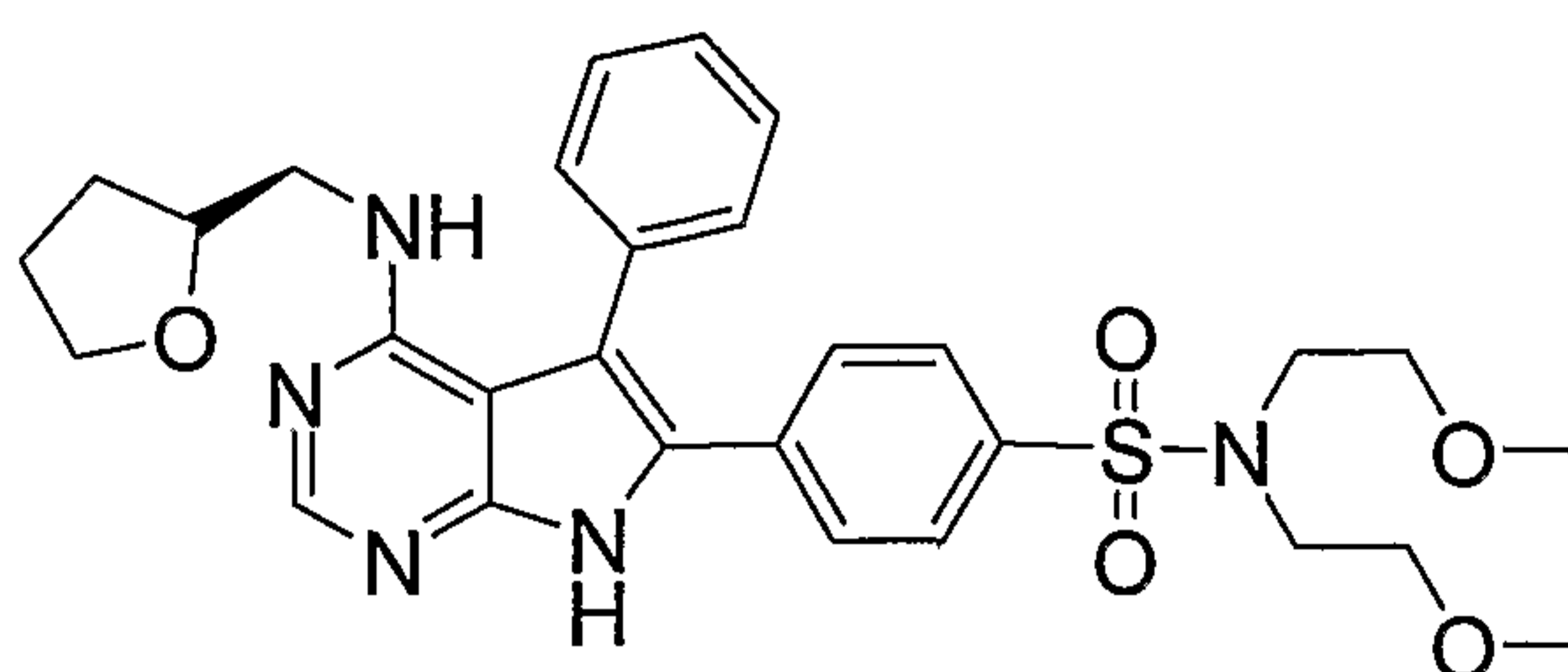
[0132] ¹H-NMR (DMSO-*d*₆) δ 1.30-1.41 (m, 1 H), 1.56-1.86 (m, 3 H), 2.41 (s, 3 H), 3.43-3.58 (m, 4 H), 3.80-3.89 (m, 1 H), 4.98-5.04 (m, 1 H), 7.37-7.53 (m, 8 H), 7.63 (d, J=8.6Hz, 2 H), 8.22 (s, 1 H), 12.35 (br s, 1 H). Mass Spectrum (ESI) m/e = 464.0 (M+1).

[0133] **Example 7** : *N,N*-Diethyl-4-{5-phenyl-4-[(tetrahydrofuran-2-ylmethyl)-amino]-7*H*-pyrrolo[2,3-*d*]pyrimidin-6-yl}-benzenesulfonamide



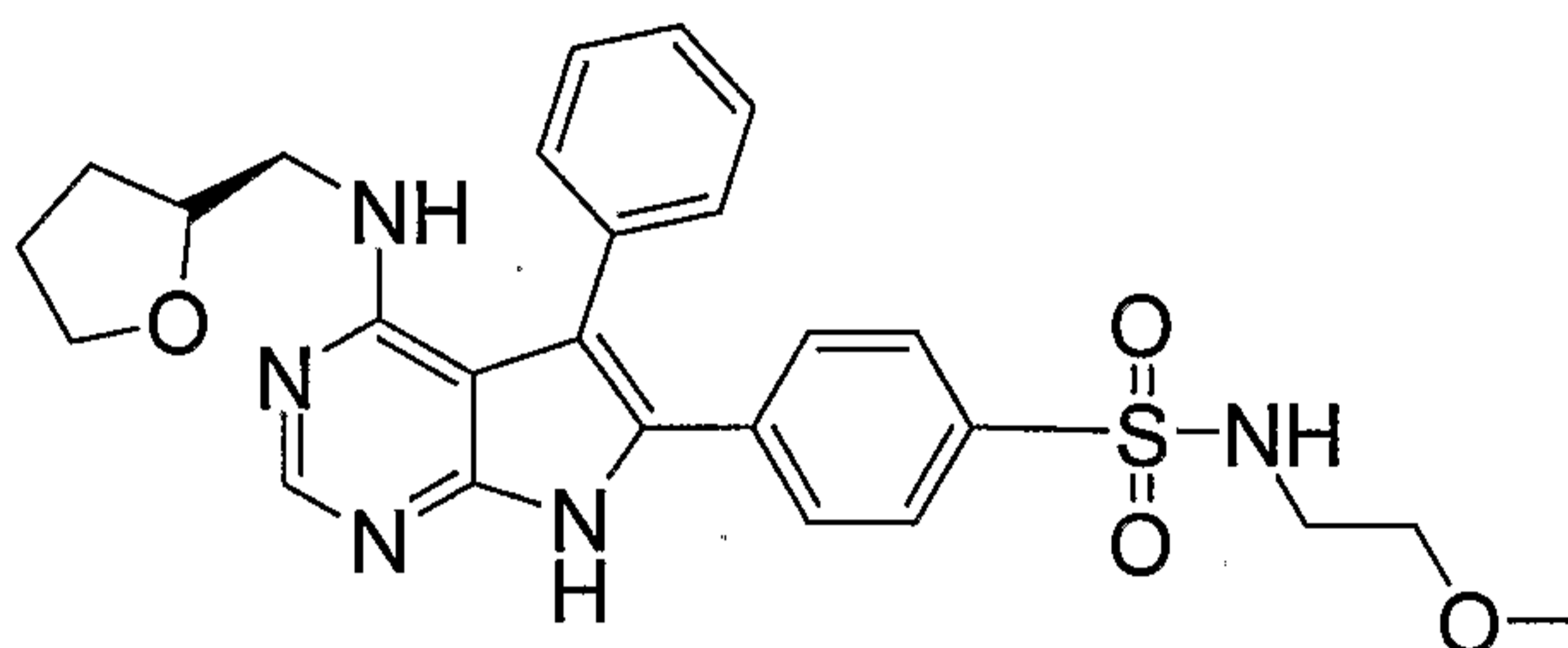
[0134] ¹H-NMR (DMSO-*d*₆) δ 1.02 (t, J=6.8Hz, 6 H), 1.31-1.40 (m, 1 H), 1.⁵⁸-1.87 (m, 3 H), 3.14 (q, J=6.8Hz, 4 H), 3.47-3.58 (m, 4 H), 3.82-3.91 (m, 1 H), 5.43-5.51 (m, 1 H), 7.33-7.42 (m, 3 H), 7.47-7.53 (m, 4 H), 7.69 (d, J=8.6Hz, 2 H), 8.33 (s, 1 H), 12.77 (br s, 1 H). Mass Spectrum (ESI) m/e = 506.0 (M+1).

[0135] **Example 8** : *N,N*-Bis-(2-methoxyethyl)-4-{5-phenyl-4-[(tetrahydrofuran-2-ylmethyl)-amino]-7*H*-pyrrolo[2,3-*d*]pyrimidin-6-yl}-benzenesulfonamide



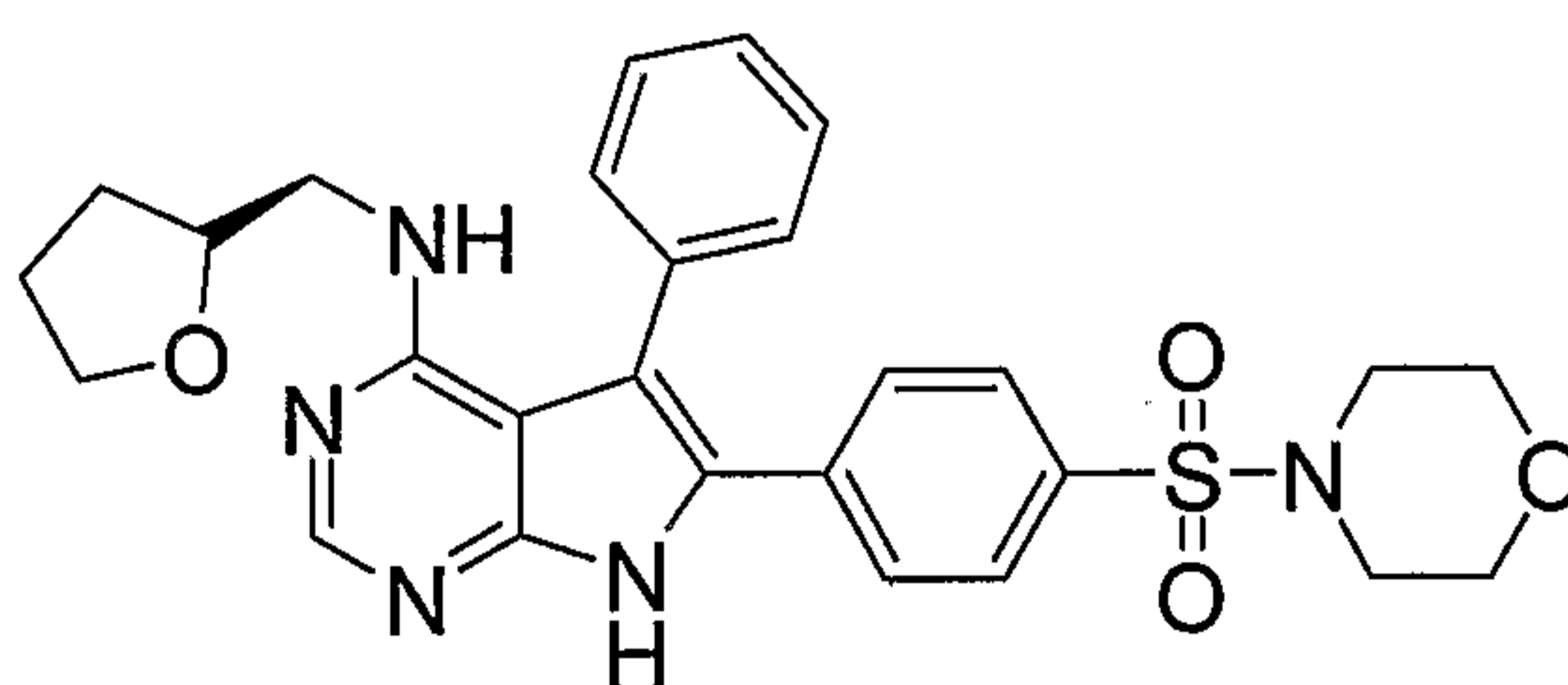
[0136] $^1\text{H-NMR}$ (CDCl_3) δ 1.45-1.54 (m, 1 H), 1.63-1.93 (m, 3 H), 3.27 (s, 6 H), 3.41-3.68 (m, 12 H), 3.91-4.00 (m, 1 H), 5.22-5.29 (m, 1 H), 7.41-7.52 (m, 5 H), 7.55 (d, $J=8.5\text{Hz}$, 2 H), 7.77 (d, $J=8.5\text{Hz}$, 2 H), 8.30 (s, 1 H), 13.38 (br s, 1 H). Mass Spectrum (ESI) $m/e = 566.0$ ($M+1$).

[0137] **Example 9: *N*-(2-Methoxyethyl)-4-{5-phenyl-4-[(tetrahydrofuran-2-ylmethyl)amino]-7*H*-pyrrolo[2,3-*d*]pyrimidin-6-yl}-benzenesulfonamide**



[0138] $^1\text{H-NMR}$ ($\text{DMSO-}d_6$) δ 1.30-1.41 (m, 1 H), 1.58-1.87 (m, 3 H), 2.88-2.95 (m, 2 H), 3.11 (s, 3 H), 3.27 (t, $J=5.7\text{Hz}$, 2 H), 3.47-3.57 (m, 4 H), 3.83-3.91 (m, 1 H), 5.40-5.51 (m, 1 H), 7.35-7.42 (m, 3 H), 7.46-7.54 (m, 4 H), 7.68 (d, $J=8.5\text{Hz}$, 2 H), 7.73 (t, $J=5.9\text{Hz}$, 1 H), 8.33 (s, 1 H), 12.75 (br s, 1 H). Mass Spectrum (ESI) $m/e = 508.0$ ($M+1$).

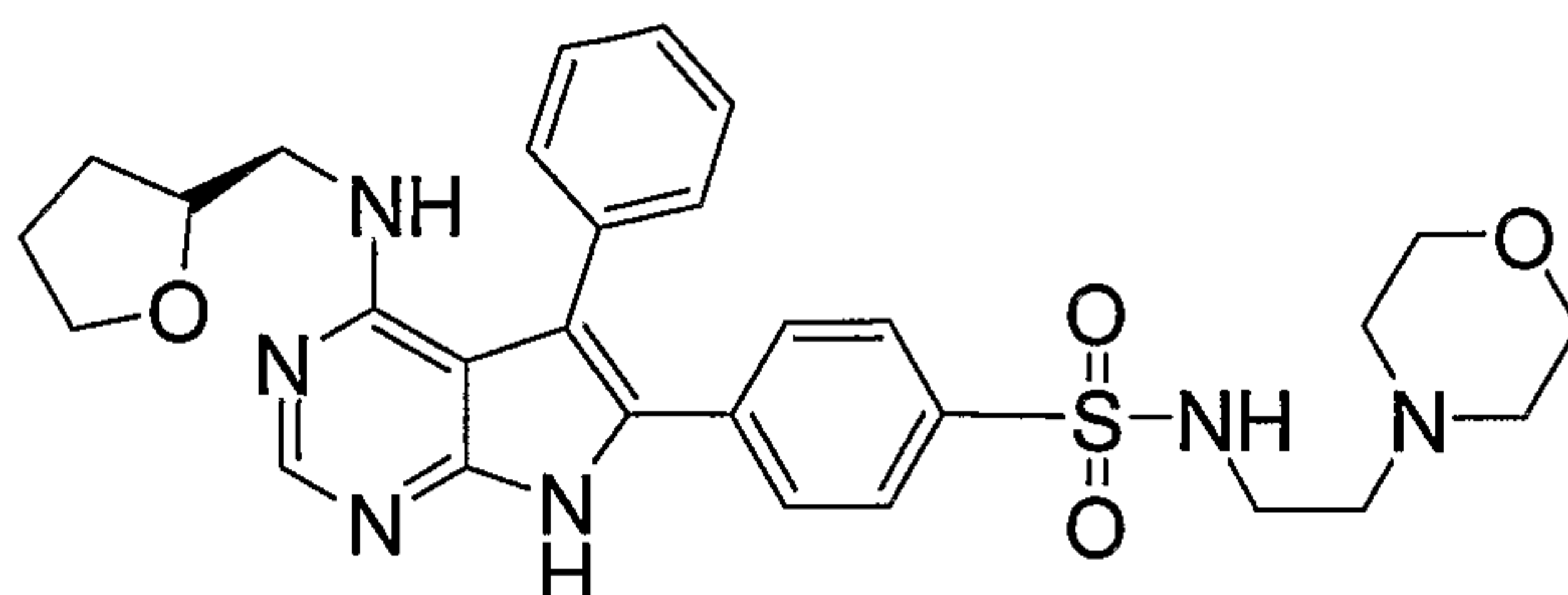
[0139] **Example 10: {6-[4-(Morpholin-4-sulfonyl)-phenyl]-5-phenyl-7*H*-pyrrolo[2,3-*d*]pyrimidin-4-yl}-(tetrahydrofuran-2-ylmethyl)-amine**



[0140] $^1\text{H-NMR}$ ($\text{DMSO-}d_6$) δ 1.32-1.42 (m, 1 H), 1.59-1.89 (m, 3 H), 2.85 (t, $J=4.5\text{Hz}$, 4 H), 3.48-3.56 (m, 4 H), 3.62 (t, $J=4.5\text{Hz}$, 4 H), 3.84-3.92 (m, 1 H), 5.72-5.80 (m, 1 H), 7.35-

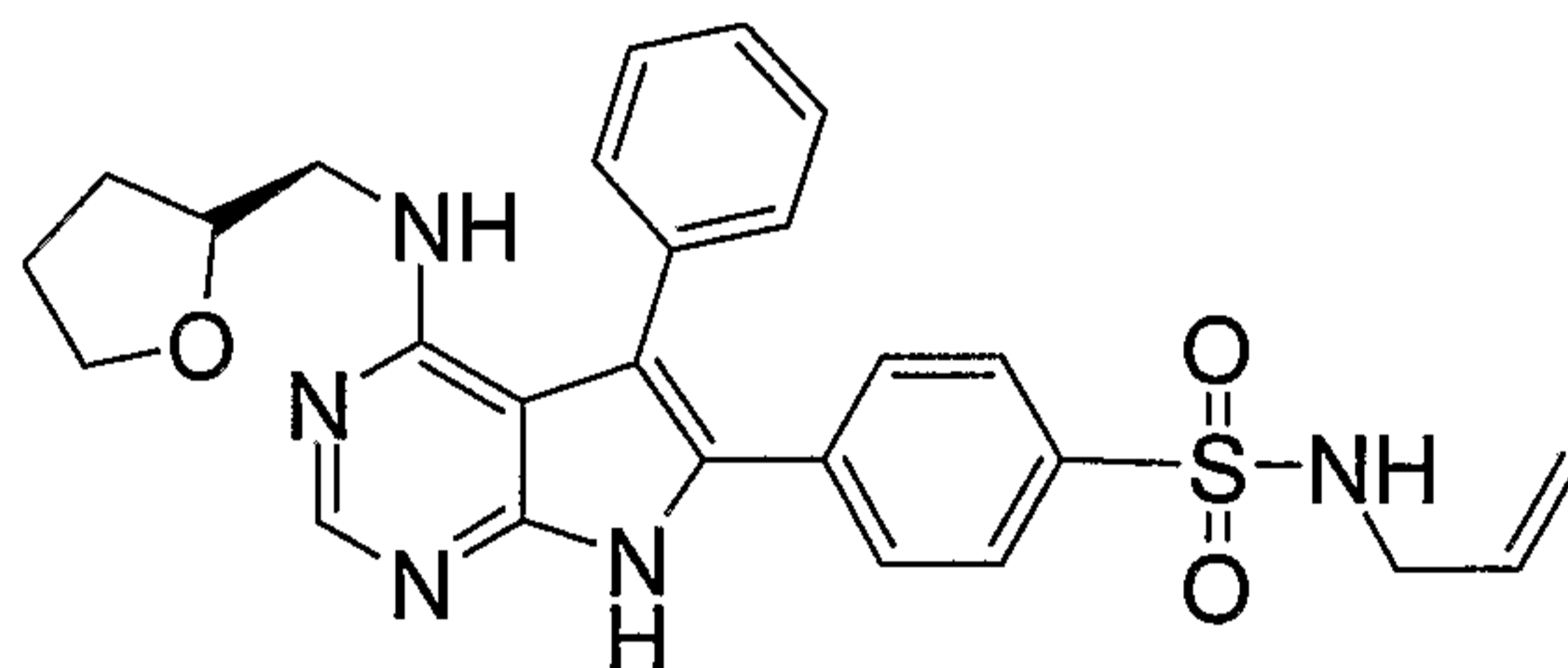
7.43 (m, 3 H), 7.50-7.59 (m, 4 H), 7.66 (d, J=8.6Hz, 2 H), 8.40 (s, 1 H), 13.10 (br s, 1 H).
Mass Spectrum (ESI) m/e = 520.0 (M+1).

[0141] Example 11: N-(2-Morpholin-4-yl-ethyl)-4-{5-phenyl-4-[(tetrahydrofuran-2-ylmethyl)-amino]-7H-pyrrolo[2,3-d]pyrimidin-6-yl}-benzenesulfonamide



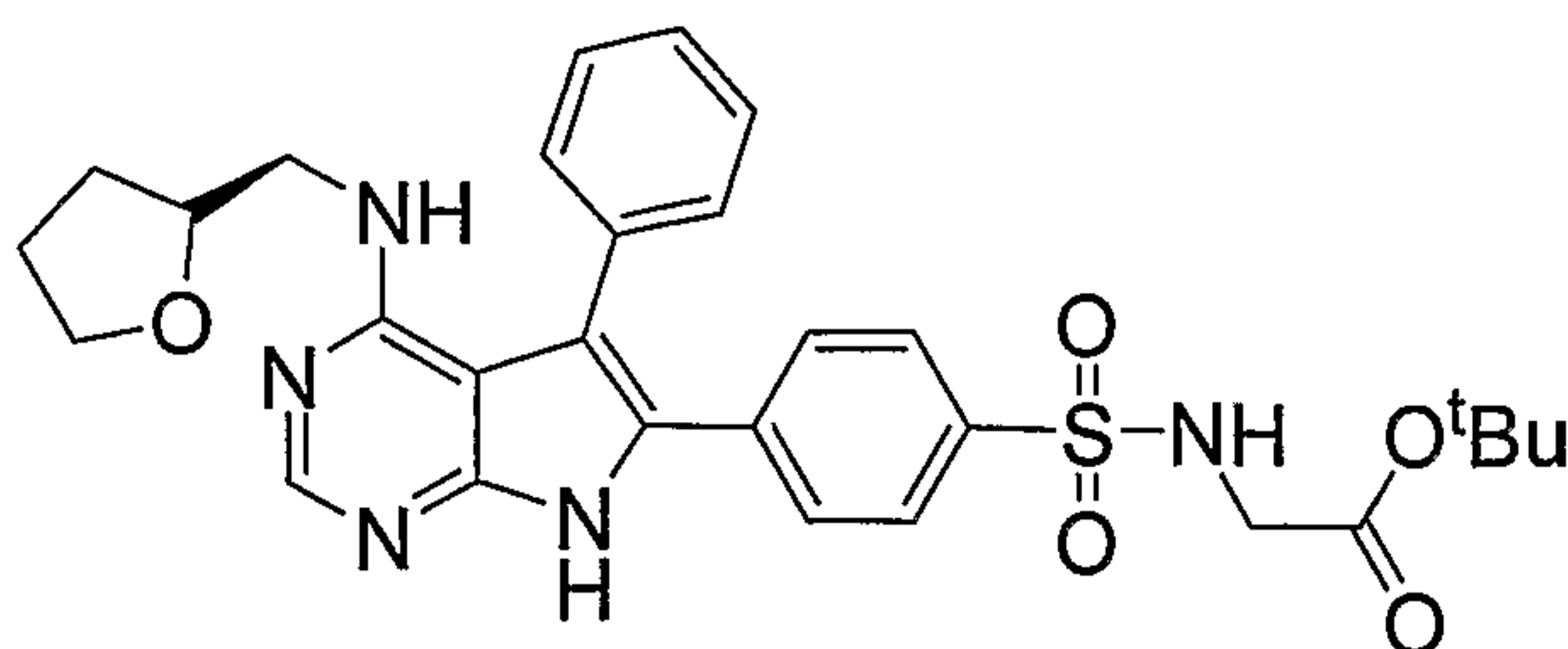
[0142] ¹H-NMR (DMSO-d₆) δ 1.29-1.39 (m, 1 H), 1.56-1.84 (m, 3 H), 2.18-2.29 (m, 6 H), 2.81-2.91 (m, 2 H), 3.38-3.54 (m, 8 H), 3.78-3.88 (m, 1 H), 4.96-5.02 (m, 1 H), 7.34-7.41 (m, 3 H), 7.44-7.53 (m, 5 H), 7.66 (d, J=8.6Hz, 2 H), 8.21 (s, 1 H), 12.34 (br s, 1 H). Mass Spectrum (ESI) m/e = 563.0 (M+1).

[0143] Example 12: N-Allyl-4-{5-phenyl-4-[(tetrahydro-furan-2-ylmethyl)-amino]-7H-pyrrolo[2,3-d]pyrimidin-6-yl}-benzenesulfonamide



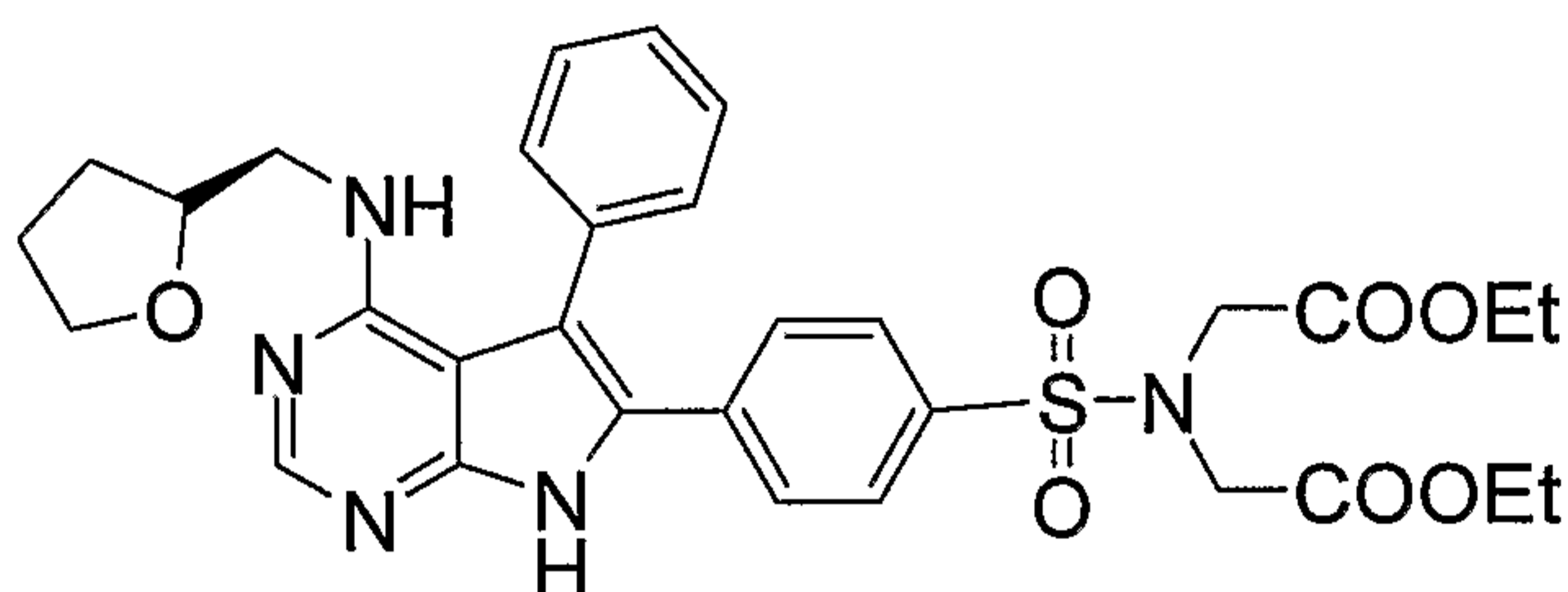
[0144] ¹H-NMR (DMSO-d₆) δ 1.31-1.42 (m, 1 H), 1.58-1.87 (m, 3 H), 3.42 (t, J=5.8Hz, 2 H), 3.48-3.57 (m, 4 H), 3.84-3.91 (m, 1 H), 5.01 (dd, J=10.3Hz, 1.5Hz, 1 H), 5.11 (dd, J=17.1Hz, 1.6Hz, 1 H), 5.53 (br s, 1 H), 5.58-5.70 (m, 1 H), 7.34-7.42 (m, 3 H), 7.46-7.55 (m, 4 H), 7.68 (d, J=8.5Hz, 2 H), 7.80 (t, J=5.9Hz, 1 H), 8.34 (s, 1 H), 12.82 (br s, 1 H). Mass Spectrum (ESI) m/e = 490.0 (M+1).

[0145] Example 13: (4-{5-Phenyl-4-[(tetrahydrofuran-2-ylmethyl)-amino]-7H-pyrrolo[2,3-d]pyrimidin-6-yl}-benzenesulfonylamino)-acetic acid tert-butyl ester



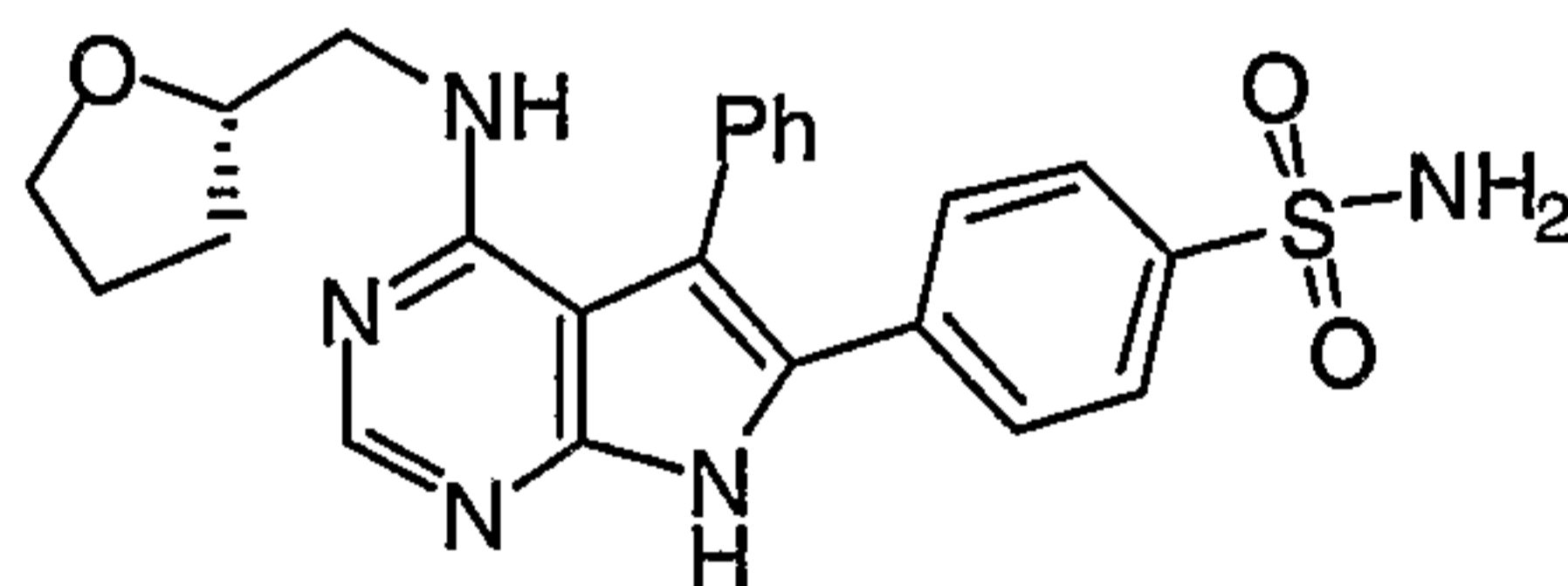
[0146] $^1\text{H-NMR}$ (DMSO-d_6) δ 1.27-1.41 (m, 1 H), 1.28 (s, 9 H), 1.57-1.86 (m, 3 H), 3.48-3.61 (m, 6 H), 3.81-3.90 (m, 1 H), 5.21-5.40 (m, 1 H), 7.35-7.42 (m, 3 H), 7.43-7.54 (m, 4 H), 7.65 (d, $J=8.4\text{Hz}$, 2 H), 8.10 (t, $J=6.1\text{Hz}$, 1 H), 8.30 (s, 1 H), 12.65 (br s, 1 H). Mass Spectrum (ESI) $m/e = 564.1$ ($M+1$).

[0147] **Example 14:** [Ethoxycarbonylmethyl-(4-{5-phenyl-4-[(tetrahydrofuran-2-ylmethyl)-amino]-7H-pyrrolo[2,3-d]pyrimidin-6-yl}-benzenesulfonyl)-amino]-acetic acid ethyl ester



[0148] $^1\text{H-NMR}$ (CD_3OD) δ 1.20 (t, $J=7.0\text{Hz}$, 6 H), 1.39-1.55 (m, 1 H), 1.66-1.95 (m, 3 H), 3.53-3.65 (m, 4 H), 3.89-3.98 (m, 1 H), 4.04-4.28 (m, 8 H), 7.39-7.47 (m, 2 H), 7.46-7.58 (m, 5 H), 7.73 (d, $J=8.3\text{Hz}$, 2 H), 8.23 (s, 1 H). Mass Spectrum (ESI) $m/e = 622.0$ ($M+1$).

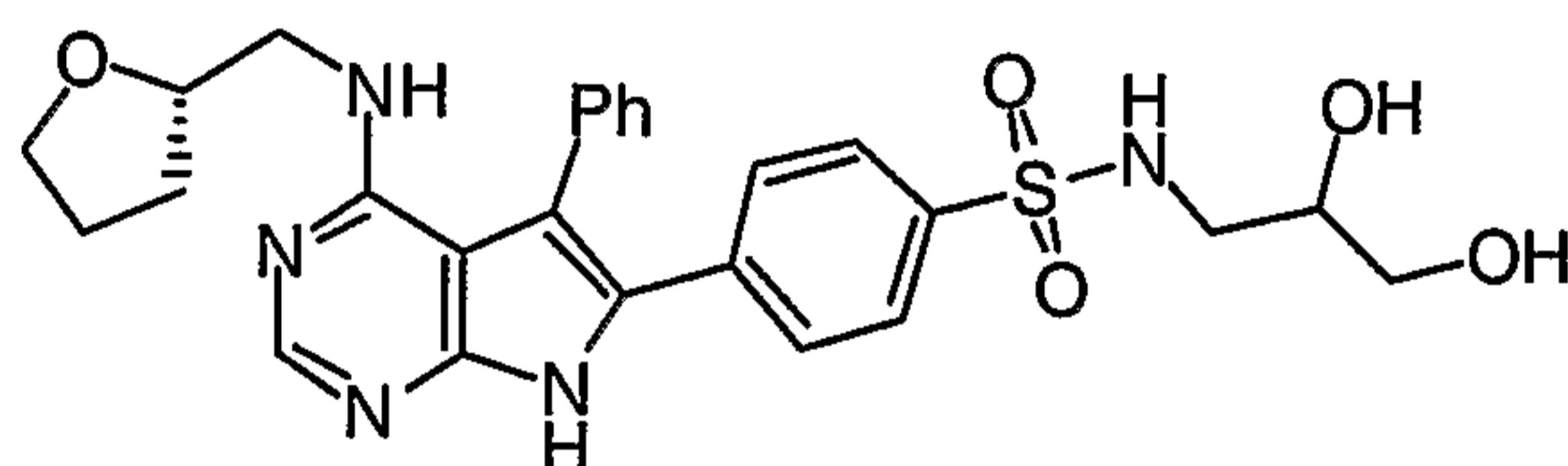
[0149] **Example 15:** 4-{5-Phenyl-4-[(tetrahydrofuran-2-ylmethyl)-amino]-7H-pyrrolo[2,3-d]pyrimidin-6-yl}-benzenesulfonamide



[0150] A mixture of 20 mg (0.04 mmol) of *N*-allyl-4-{5-phenyl-4-[(tetrahydro-furan-2-ylmethyl)-amino]-7H-pyrrolo[2,3-d]pyrimidin-6-yl}-benzenesulfonamide (Example 12) and 10 mg (0.02 mmol) of 1,3-bis(diphenylphosphino)propanenickel(II) chloride in 2.5 ml toluene was cooled to 0°C and treated with 275 μl (0.28 mmol) of a 1.0 M solution of DIBALH in toluene. The brown slurry was warmed to room temperature and stirred for 3 h,

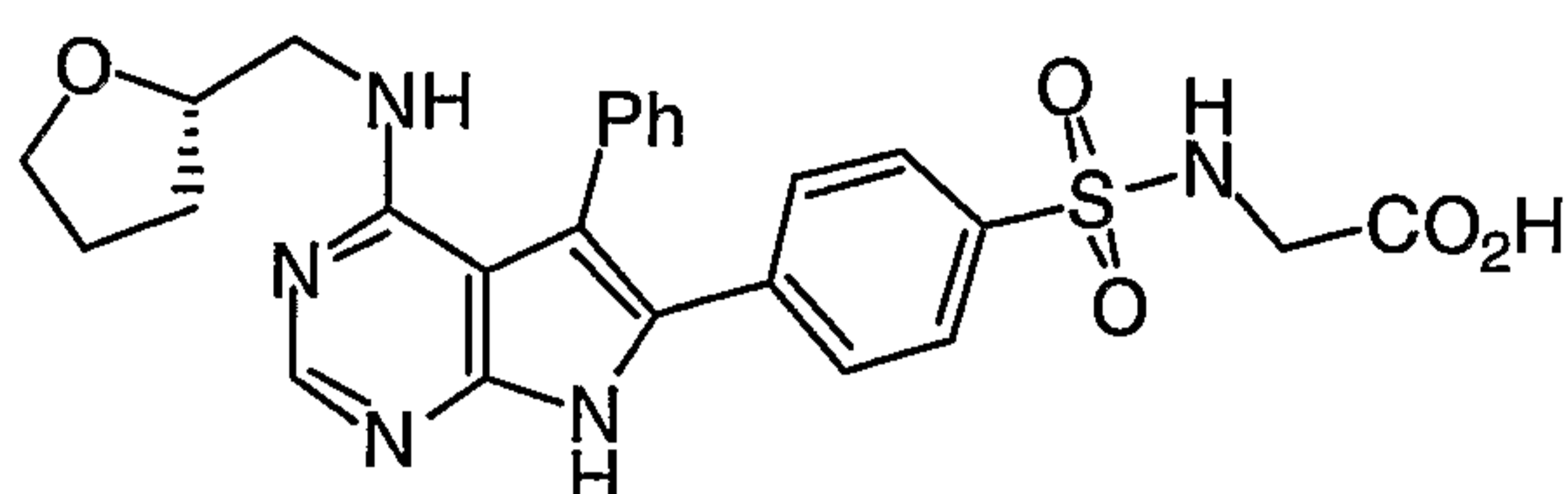
and then an additional 100 μ l (0.10 mmol) of DIBALH solution was added. After 18 h at room temperature, the reaction mixture was treated with ethyl ether (1.5 ml) and 0.5 N aqueous sodium hydroxide solution (300 μ l). The resultant mixture was stirred vigorously at room temperature for 45 min and concentrated. The residue was purified by reverse phase preparatory HPLC to give the title compound. $^1\text{H-NMR}$ (CD_3OD) δ 1.43-1.54 (m, 1 H), 1.71-2.03 (m, 3 H), 3.47 (dd, $J=13.5\text{Hz}$, 6.0Hz , 1 H), 3.61-3.70 (m, 3 H), 3.97-4.02 (m, 1 H), 7.42-7.48 (m, 2 H), 7.50 (d, $J=8.5\text{Hz}$, 2 H), 7.52-7.58 (m, 3 H), 7.82 (d, $J=8.5\text{Hz}$, 2 H), 8.35 (s, 1 H). Mass Spectrum (ESI) $m/e = 450.1$ ($M+1$).

[0151] Example 16: *N*-(2,3-Dihydroxy-propyl)-4-{5-phenyl-4-[(tetrahydrofuran-2-ylmethyl)-amino]-7*H*-pyrrolo[2,3-*d*]pyrimidin-6-yl}-benzenesulfonamide



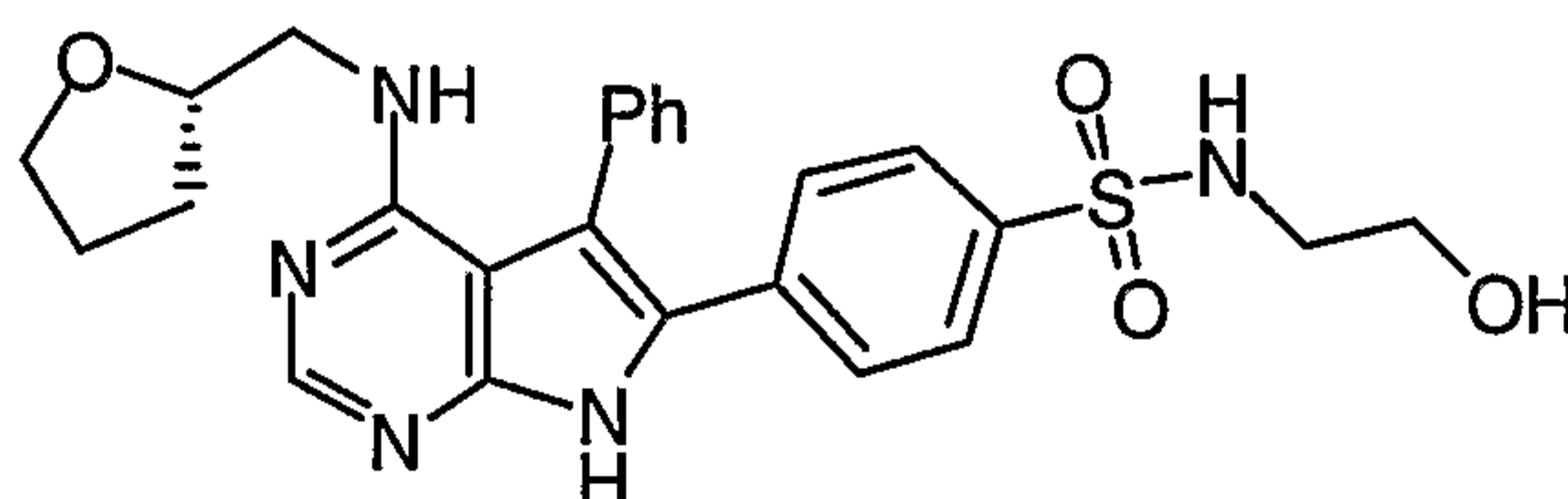
[0152] A solution of 26 mg (0.05 mmol) of *N*-allyl-4-{5-phenyl-4-[(tetrahydro-furan-2-ylmethyl)-amino]-7*H*-pyrrolo[2,3-*d*]pyrimidin-6-yl}-benzenesulfonamide (Example 12) in 2.8 ml acetone and 1 ml water was treated with 62 μ l (0.005 mmol) of a 2.5 wt% solution of OsO_4 in *tert*-butanol and 19 mg (0.16 mmol) of 4-methylmorpholine-*N*-oxide. The yellow solution was stirred at room temperature for 26 h, then was quenched with water (10 ml) and extracted with dichloromethane (3X). The combined organic layers were dried over Na_2SO_4 , filtered, and the filtrate was concentrated and purified by chromatography on silica gel (CH_2Cl_2 : MeOH, 22 : 3) to give the title compound. $^1\text{H-NMR}$ (DMSO-d_6) δ 1.29-1.40 (m, 1 H), 1.53-1.84 (m, 3 H), 2.40-2.49 (m, 1 H), 2.53-2.63 (m, 1 H), 2.82-2.90 (m, 1 H), 3.21-3.59 (m, 6 H), 3.69-3.77 (m, 1 H), 4.51 (t, $J=5.6\text{Hz}$, 1 H), 4.75 (d, $J=5.1\text{Hz}$, 1 H), 4.97-5.03 (m, 1 H), 7.37-7.42 (m, 3 H), 7.44-7.53 (m, 5 H), 7.65 (d, $J=8.5\text{Hz}$, 2 H), 8.21 (s, 1 H), 12.34 (br s, 1 H). Mass Spectrum (ESI) $m/e = 524.0$ ($M+1$).

[0153] Example 17: 4-[(Tetrahydrofuran-2-ylmethyl)-amino]-7*H*-pyrrolo[2,3-*d*]pyrimidin-6-yl}-benzenesulfonylamino)-acetic acid



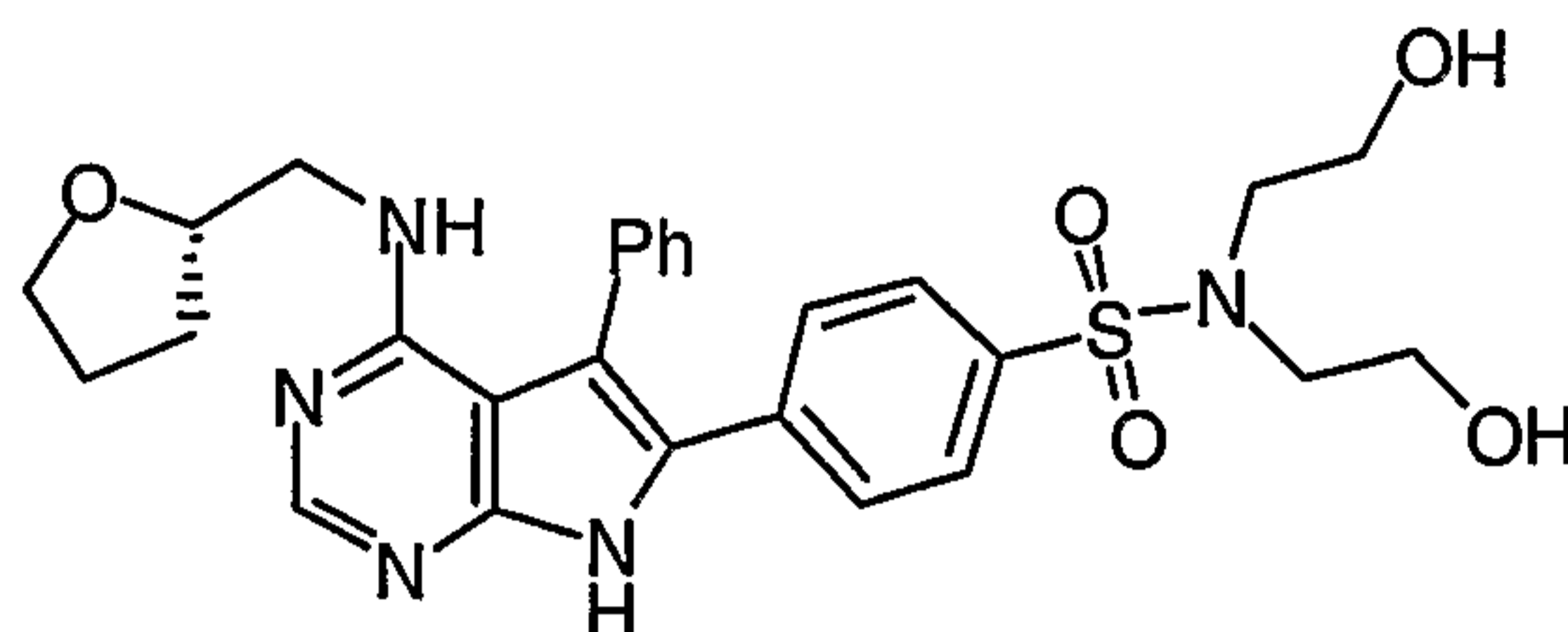
[0154] A slurry of 30 mg (0.05 mmol) of (4-{5-phenyl-4-[(tetrahydro-furan-2-ylmethyl)-amino]-7H-pyrrolo[2,3-d]pyrimidin-6-yl}-benzenesulfonylamino)-acetic acid *tert*-butyl ester (Example 13) in 3.5 ml CH₂Cl₂ was treated with 1 ml TFA and 1 ml water. After 1 h at room temperature, 1 ml THF was added and the dark red solution was heated to 50°C for 19 h. The reaction mixture was concentrated and the residue was purified by reverse phase preparatory HPLC to give the title compound. ¹H-NMR (DMSO-d₆) δ 1.31-1.41 (m, 1 H), 1.59-1.87 (m, 3 H), 3.44-3.61 (m, 6 H), 3.83-3.91 (m, 1 H), 5.32-5.53 (m, 1 H), 7.35-7.42 (m, 3 H), 7.45-7.54 (m, 4 H), 7.68 (d, J=8.4Hz, 2 H), 8.04 (t, J=6.1Hz, 1 H), 8.32 (s, 1 H), 12.75 (br s, 1 H). Mass Spectrum (ESI) m/e = 508.0 (M+1).

[0155] Example 18: N-(2-Hydroxy-ethyl)-4-{5-phenyl-4-[(tetrahydro-furan-2-ylmethyl)-amino]-7H-pyrrolo[2,3-d]pyrimidin-6-yl}-benzenesulfonamide



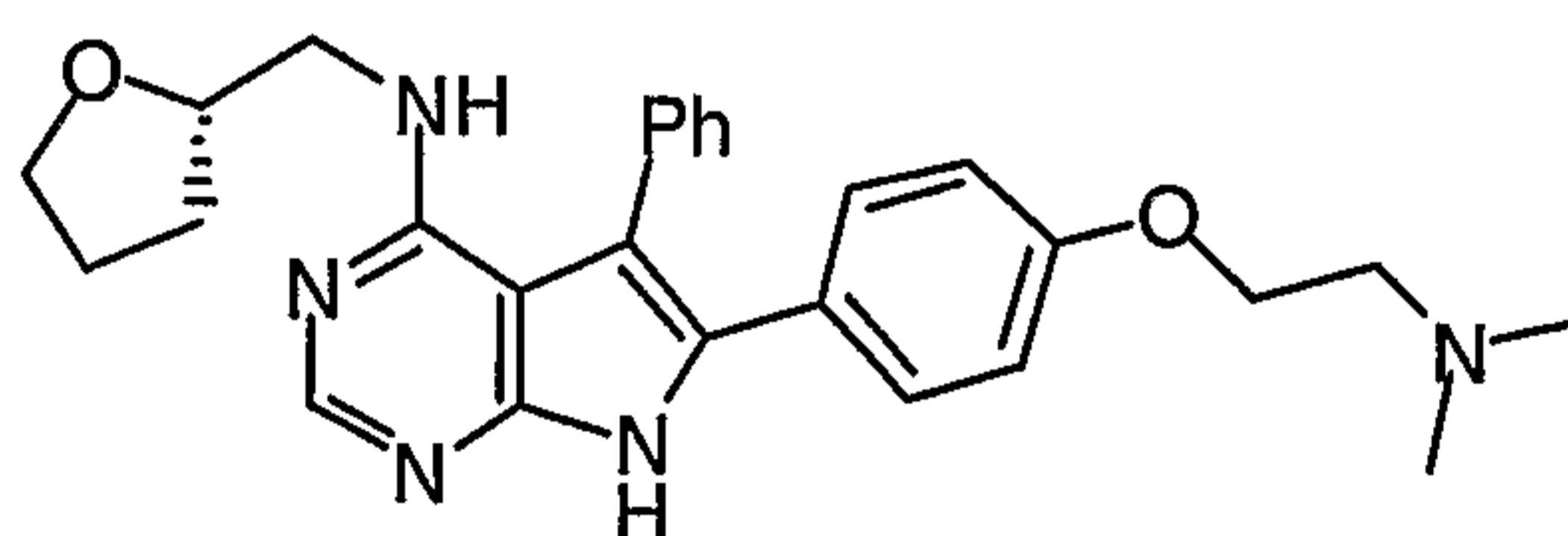
[0156] A slurry of 60 mg (0.11 mmol) of (4-{5-phenyl-4-[(tetrahydro-furan-2-ylmethyl)-amino]-7H-pyrrolo[2,3-d]pyrimidin-6-yl}-benzenesulfonylamino)-acetic acid *tert*-butyl ester (Example 13) in 10 ml of CH₂Cl₂ was treated with 535 μl (0.54 mmol) of a 1 M solution of DIBALH in toluene. The orange solution was stirred at room temperature for 26 h, and then was quenched with saturated aqueous ammonium chloride solution (1 ml). The resultant mixture was stirred vigorously at room temperature for 16 h and concentrated. The residue was purified by reverse phase preparatory HPLC and then chromatography on silica gel (CH₂Cl₂ : MeOH, 23 : 2) to give the title compound. ¹H-NMR (DMSO-d₆) δ 1.30-1.40 (m, 1 H), 1.56-1.85 (m, 3 H), 3.21-3.60 (m, 8 H), 3.80-3.85 (m, 1 H), 4.69 (br s, 1 H), 4.96-5.04 (m, 1 H), 7.35-7.42 (m, 2 H), 7.42-7.53 (m, 5 H), 7.66 (dd, J=11.3Hz, 8.2Hz, 2 H), 8.21 (s, 1 H), 12.33 (br s, 1 H). Mass Spectrum (ESI) m/e = 494.0 (M+1).

[0157] Example 19: ,N-Bis-(2-hydroxyethyl)-4-{5-phenyl-4-[(tetrahydro-furan-2-ylmethyl)-amino]-7H-pyrrolo[2,3-d]pyrimidin-6-yl}-benzenesulfonamide



[0158] A solution of 33 mg (0.05 mmol) of [ethoxycarbonylmethyl-(4-{5-phenyl-4-[(tetrahydro-furan-2-ylmethyl)-amino]-7H-pyrrolo[2,3-d]pyrimidin-6-yl}-benzenesulfonyl)-amino]-acetic acid ethyl ester (Example 14) in 5 ml THF was cooled to 0°C and treated with 13 mg (0.60 mmol) of LiBH₄. The orange solution was warmed to room temperature and stirred for 2.5 h, and then was quenched with saturated aqueous ammonium chloride solution (1 ml). The resultant mixture was concentrated, and the residue was purified by reverse phase preparatory HPLC and then chromatography on silica gel (CH₂Cl₂ : MeOH, 95 : 5) to give the title compound. ¹H-NMR (CD₃OD) δ 1.44-1.52 (m, 1 H), 1.69-1.79 (m, 1 H), 1.79-1.95 (m, 2 H), 3.29 (t, J=5.8Hz, 4 H), 3.56 (d, J=4.5Hz, 2 H), 3.57-3.65 (m, 2 H), 3.72 (t, J=5.8Hz, 4 H), 3.92-3.98 (m, 1 H), 7.44 (d, J=6.5Hz, 2 H), 7.48-7.58 (m, 5 H), 7.74 (d, J=8.5Hz, 2 H), 8.22 (s, 1 H). Mass Spectrum (ESI) m/e = 538.0 (M+1).

[0159] Example 20: {6-[4-(2-Dimethylamino-ethoxy)-phenyl]-5-phenyl-7H-pyrrolo[2,3-d]pyrimidin-4-yl}-(tetrahydro-furan-2-ylmethyl)-amine



[0160] Step A: Dimethyl-{2-[4-(4,4,5,5-tetramethyl-[1,3,2]dioxaborolan-2-yl)-phenoxy]-ethyl}-amine

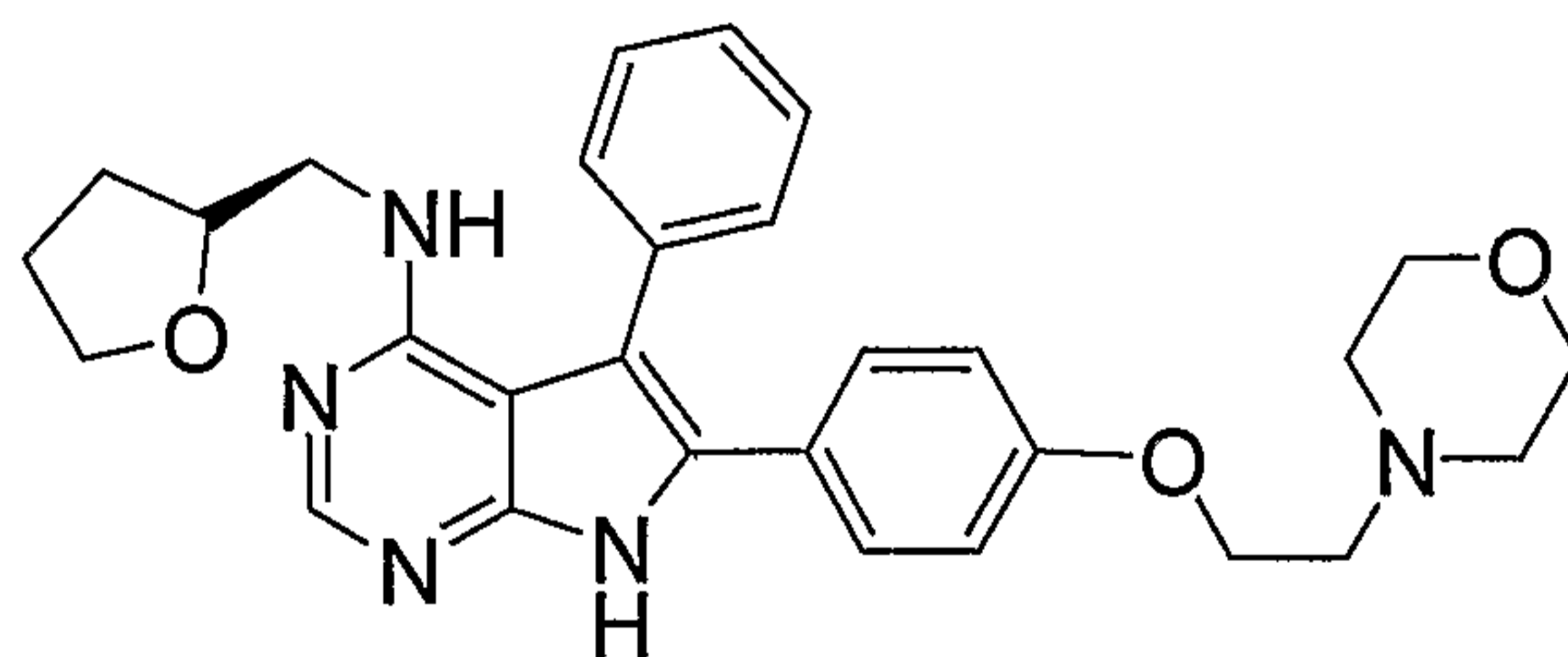
[0161] A solution of 600 mg (2.6 mmol) of 4-(4,4,5,5-tetramethyl-1,3,2-dioxaborolan-2-yl)phenol, 900 mg (3.4 mmol) of PPh₃, and 345 μl (3.4 mmol) of *N,N*-dimethylethanolamine in 20 ml THF was cooled to 0°C and treated with 540 μl (3.4 mmol) of DEAD dropwise. The orange solution was warmed to room temperature, stirred for 17 h, and then was quenched with water (40 ml) and extracted with ethyl acetate (3X). The combined organic layers were

dried over Na₂SO₄, filtered, and the filtrate was concentrated and purified by reverse phase preparatory HPLC to give the title compound. ¹H-NMR (CDCl₃) δ 1.33 (s, 12 H), 3.00 (s, 6 H), 3.56 (t, J=4.4Hz, 2 H), 4.36 (t, J=4.4Hz, 2 H), 6.87 (d, J=8.6Hz, 2 H), 7.76 (d, J=8.6Hz, 2 H). Mass Spectrum (ESI) m/e = 292.1 (M+1).

[0162] Step B: {6-[4-(2-Dimethylamino-ethoxy)-phenyl]-5-phenyl-7H-pyrrolo[2,3-d]pyrimidin-4-yl}-(tetrahydro-furan-2-ylmethyl)-amine

[0163] A mixture of 63 mg (0.15 mmol) of (6-iodo-5-phenyl-7H-pyrrolo[2,3-d]pyrimidin-4-yl)-(tetrahydrofuran-2-ylmethyl)-amine (Example 5, Step E), 52 mg (0.18 mmol) of dimethyl-{2-[4-(4,4,5,5-tetramethyl-[1,3,2]dioxaborolan-2-yl)-phenoxy]-ethyl}-amine (Example 20, Step A), 20 mg (0.47 mmol) of LiCl, 12.5 mg (0.015 mmol) of Pd(dppf)₂Cl₂•CH₂Cl₂ and 190 μl (0.38 mmol) of 2 M aqueous sodium carbonate solution in 2 ml toluene and 2 ml ethanol was purged with nitrogen for 2 min. The brown slurry was heated at 80°C for 6 h and then 12.5 mg (0.015 mmol) of Pd(dppf)₂Cl₂•CH₂Cl₂ was added. After an additional 25 h at 80°C, the reaction mixture was concentrated. The residue was purified by reverse phase preparatory HPLC to give the title compound. ¹H-NMR (DMSO-d₆) δ 1.30-1.40 (m, 1 H), 1.57-1.87 (m, 3 H), 2.85 (s, 3 H), 2.86 (s, 3 H), 3.46-3.66 (m, 6 H), 3.81-3.90 (m, 1 H), 4.29 (t, J=4.9Hz, 2 H), 5.39 (br s, 1 H), 6.94 (d, J=8.9Hz, 2 H), 7.30 (d, J=8.9Hz, 2 H), 7.36 (dd, J=7.7Hz, 1.8Hz, 2 H), 7.44-7.53 (m, 3 H), 8.30 (s, 1 H), 12.56 (br s, 1 H). Mass Spectrum (ESI) m/e = 458.2 (M+1).

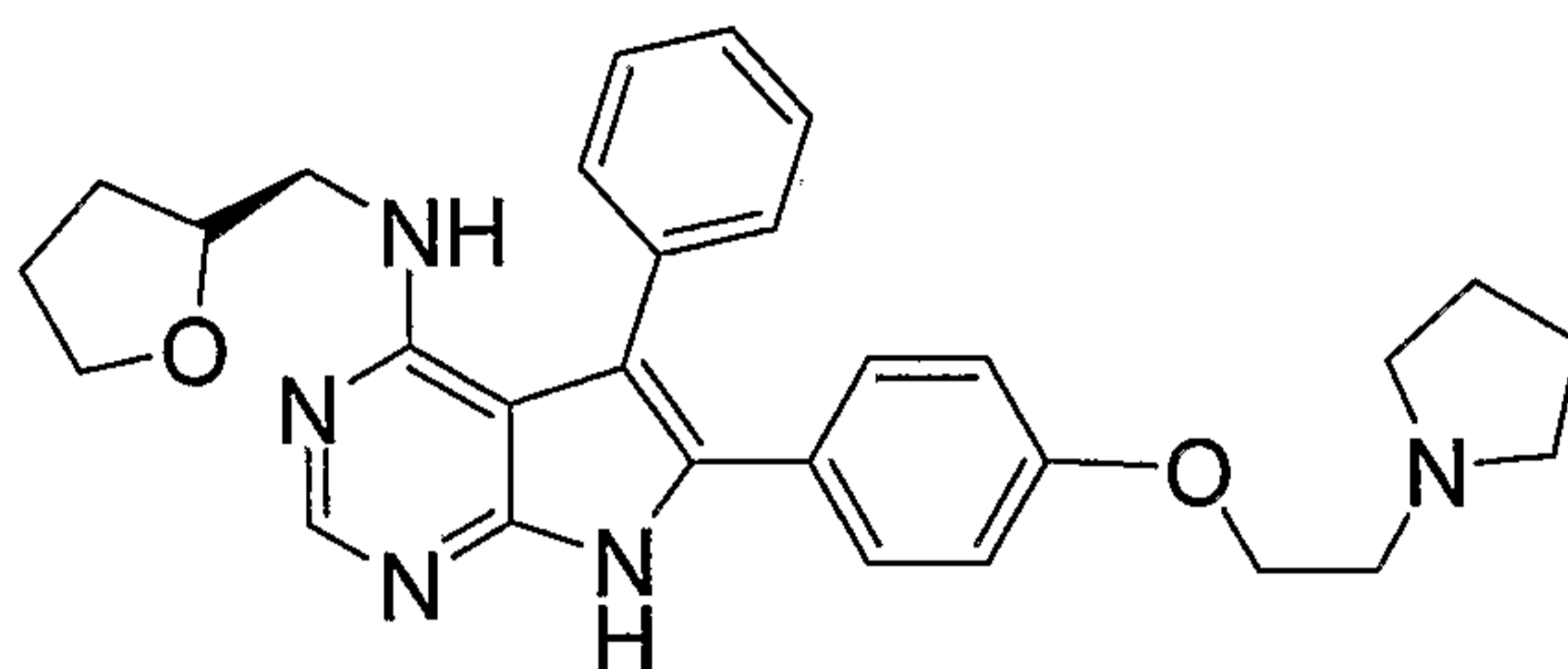
[0164] Example 21: {6-[4-(2-Morpholin-4-yl-ethoxy)-phenyl]-5-phenyl-7H-pyrrolo[2,3-d]pyrimidin-4-yl}-(tetrahydro-furan-2-ylmethyl)-amine



[0165] The compound was made using the procedure of Example 20 (Section 0): ¹H-NMR (DMSO-d₆) δ 1.31-1.41 (m, 1 H), 1.57-1.69 (m, 1 H), 1.69-1.87 (m, 2 H), 3.14-3.27 (m, 2 H), 3.46-3.59 (m, 4 H), 3.62-3.76 (m, 2 H), 3.82-3.92 (m, 1 H), 3.93-4.05 (m, 4 H), 4.34 (t, J=4.5Hz, 2 H), 5.56 (br s, 1 H), 6.95 (d, J=8.5Hz, 2 H), 7.29 (d, J=9.0Hz, 2 H), 7.37 (dd,

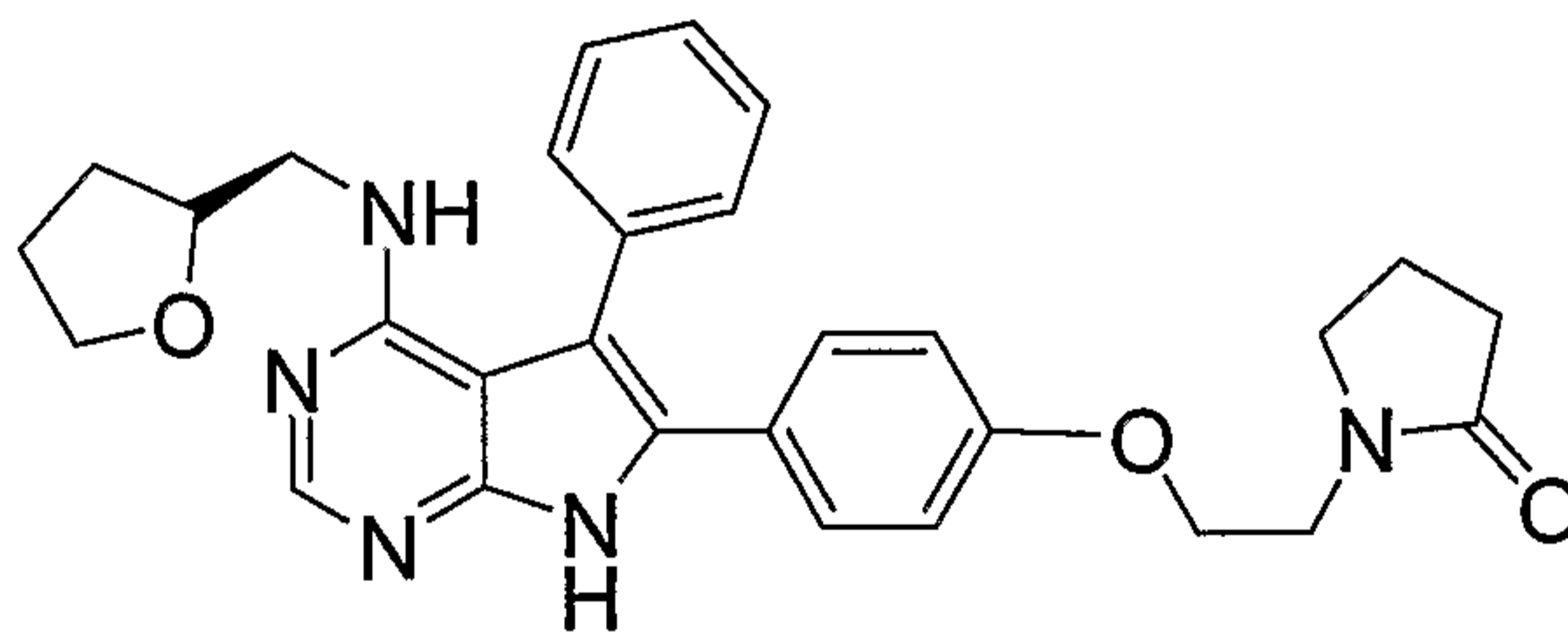
$J=7.6\text{Hz}$, 1.5Hz , 2 H), 7.44-7.53 (m, 3 H), 8.34 (s, 1 H), 12.73 (br s, 1 H). Mass Spectrum (ESI) $m/e = 500.1$ (M+1).

[0166] Example 22: {5-Phenyl-6-[4-(2-pyrrolidin-1-yl-ethoxy)-phenyl]-7H-pyrrolo[2,3-*d*]pyrimidin-4-yl}-(tetrahydrofuran-2-ylmethyl)-amine



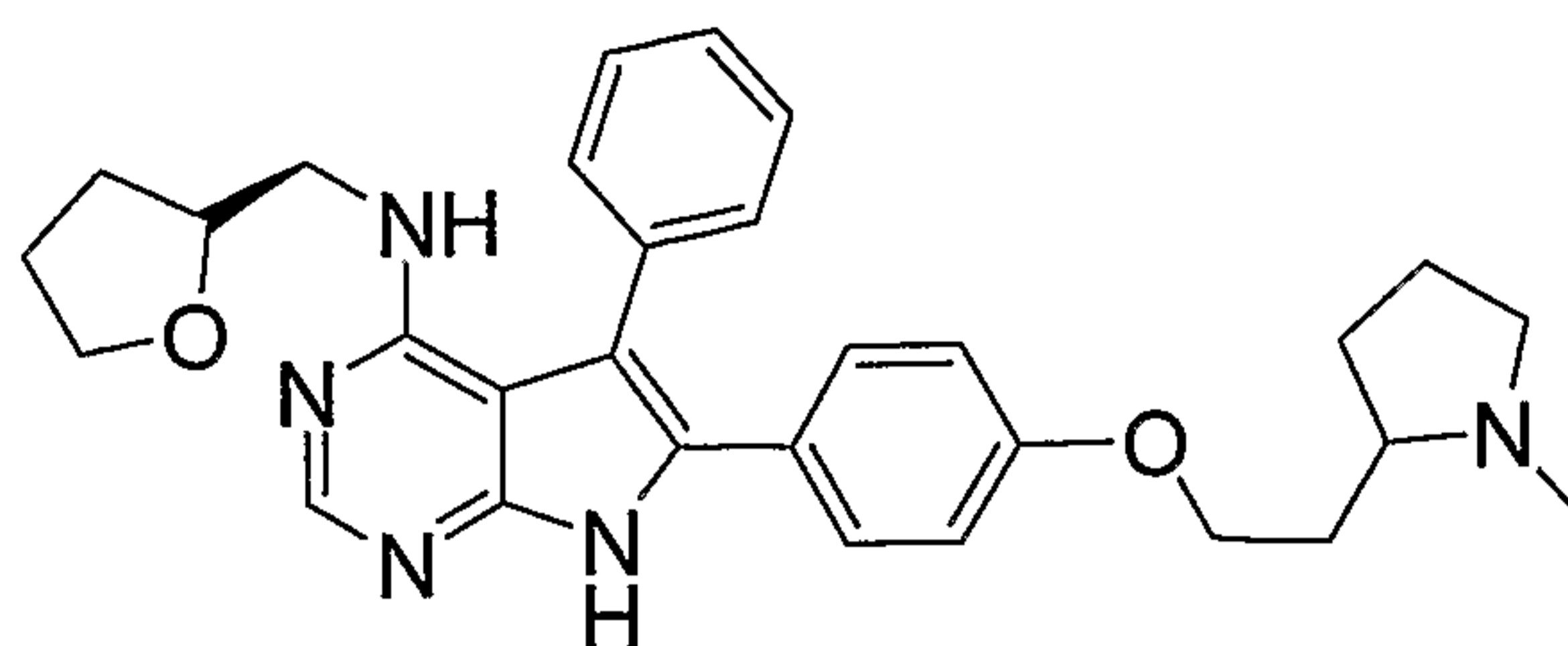
[0167] The compound was made using the procedure of Example 20 (Section 0): $^1\text{H-NMR}$ (CD_3OD) δ 1.38-1.49 (m, 1 H), 1.66-1.98 (m, 3 H), 1.95-2.07 (m, 2 H), 2.07-2.20 (m, 2 H), 3.11-3.24 (m, 2 H), 3.43 (dd, $J=13.5\text{Hz}$, 6.0Hz , 1 H), 3.56-3.72 (m, 7 H), 3.89-3.97 (m, 1 H), 4.29 (t, $J=4.5\text{Hz}$, 2 H), 6.94 (d, $J=8.9\text{Hz}$, 2 H), 7.30 (d, $J=8.9\text{Hz}$, 2 H), 7.36-7.41 (m, 2 H), 7.45-7.53 (m, 3 H), 8.29 (s, 1 H). Mass Spectrum (ESI) $m/e = 484.1$ (M+1).

[0168] Example 23: 1-[2-(4-{5-Phenyl-4-[(tetrahydrofuran-2-ylmethyl)-amino]-7H-pyrrolo[2,3-*d*]pyrimidin-6-yl}-phenoxy)-ethyl]-pyrrolidin-2-one



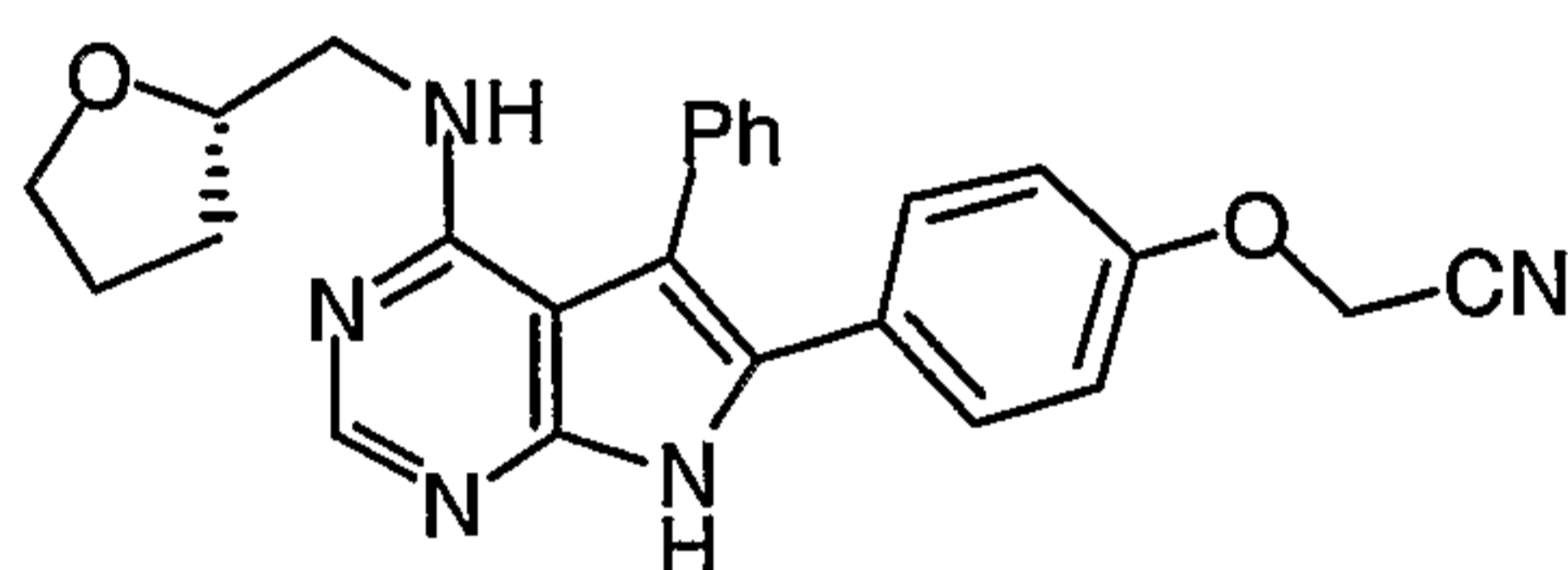
[0169] The compound was made using the procedure of Example 20: $^1\text{H-NMR}$ ($\text{DMSO-}d_6$) δ 1.31-1.41 (m, 1 H), 1.61-1.70 (m, 1 H), 1.70-1.79 (m, 1 H), 1.79-1.84 (m, 3 H), 2.19 (t, $J=8.0\text{Hz}$, 2 H), 3.42 (t, $J=6.5\text{Hz}$, 2 H), 3.45-3.57 (m, 6 H), 3.86-3.93 (m, 1 H), 4.06 (t, $J=5.0\text{Hz}$, 2 H), 5.72 (br s, 1 H), 6.89 (d, $J=8.0\text{Hz}$, 2 H), 7.25 (d, $J=8.5\text{Hz}$, 2 H), 7.34-7.40 (m, 3 H), 7.45-7.53 (m, 2 H), 8.37 (s, 1 H), 12.85 (br s, 1 H). Mass Spectrum (ESI) $m/e = 498.1$ (M+1).

[0170] Example 24: (6-{4-[2-(1-Methyl-pyrrolidin-2-yl)-ethoxy]-phenyl}-5-phenyl-7H-pyrrolo[2,3-*d*]pyrimidin-4-yl)-(tetrahydrofuran-2-ylmethyl)-amine



[0171] The compound was made using the procedure of Example 20: $^1\text{H-NMR}$ (CD_3OD) δ 1.41-1.50 (m, 1 H), 1.66-1.75 (m, 1 H), 1.76-1.91 (m, 3 H), 1.92-2.11 (m, 3 H), 2.29-2.42 (m, 2 H), 2.83 (s, 3 H), 2.95-3.06 (m, 1 H), 3.26-3.35 (m, 1 H), 3.50-3.63 (m, 5 H), 3.90-3.97 (m, 1 H), 4.04-4.16 (m, 2 H), 6.86 (d, $J=9.0\text{Hz}$, 2 H), 7.28 (d, $J=8.5\text{Hz}$, 2 H), 7.37 (d, $J=7.0\text{Hz}$, 2 H), 7.40-7.49 (m, 3 H), 8.15 (s, 1 H). Mass Spectrum (ESI) $m/e = 498.1$ ($M+1$).

[0172] **Example 25: (4-{5-Phenyl-4-[(tetrahydrofuran-2-ylmethyl)-amino]-7H-pyrrolo[2,3-*d*]pyrimidin-6-yl}-phenoxy)-acetonitrile**



[0173] **Step A: [4-(4,4,5,5-Tetramethyl-[1,3,2]dioxaborolan-2-yl)-phenoxy]-acetonitrile**

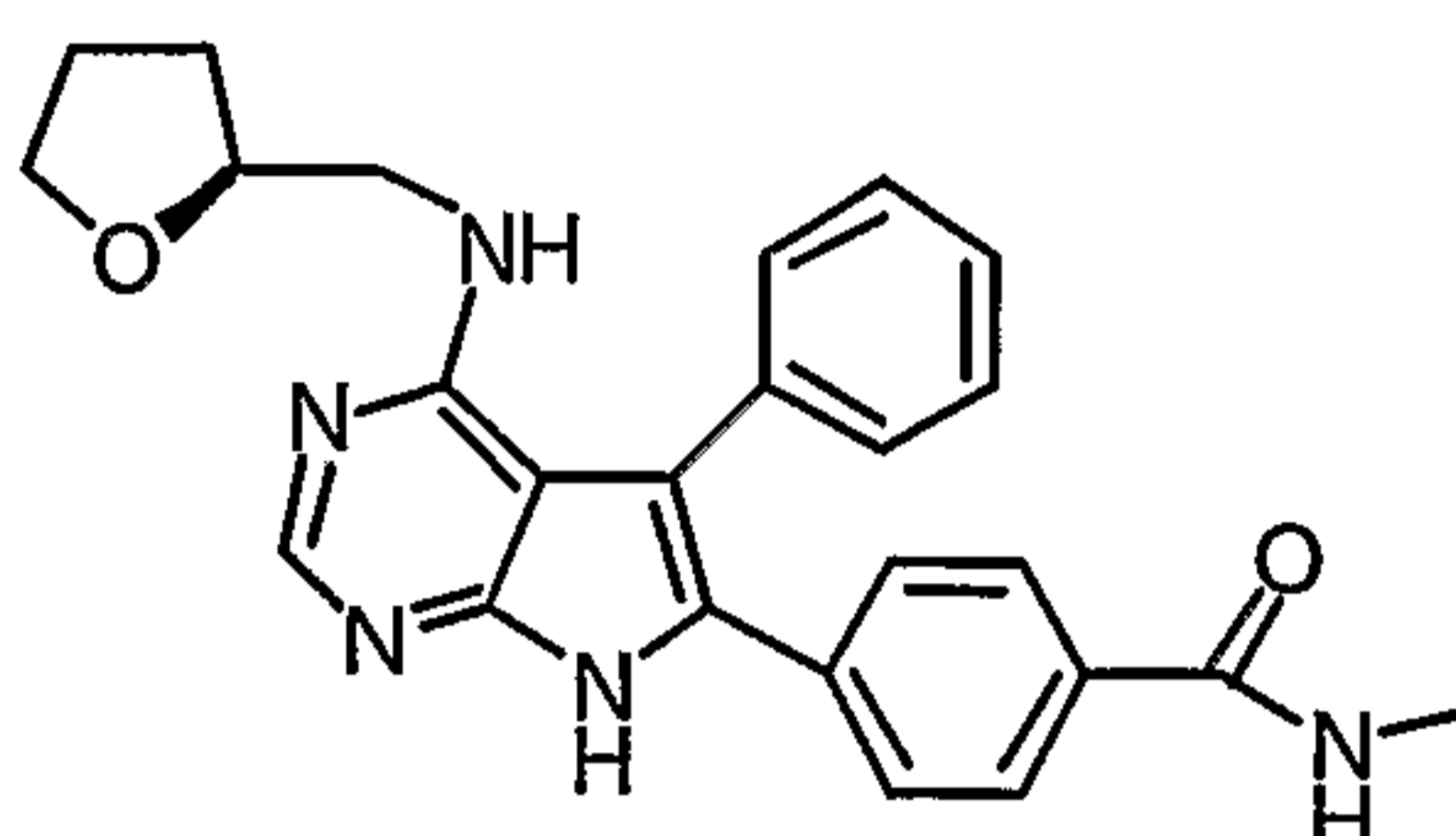
[0174] A suspension of 357 mg (1.6 mmol) of 4-(4,4,5,5-tetramethyl-1,3,2-dioxaborolan-2-yl)phenol and 650 mg (4.7 mmol) of K_2CO_3 in 5 ml DMF was cooled to 0°C and treated with 220 μl (3.2 mmol) of bromoacetonitrile dropwise. The brown slurry was warmed to room temperature, stirred for 1.5 h, then was quenched with water (20 ml) and was extracted with benzene (3X). The combined organic layers were dried over Na_2SO_4 , filtered, and the filtrate was concentrated and purified by chromatography on silica gel (hexanes : EtOAc, 17 : 3) to give the title compound. $^1\text{H-NMR}$ (CDCl_3) δ 1.34 (s, 12 H), 4.79 (s, 2 H), 6.96 (d, $J=8.5\text{Hz}$, 2 H), 7.80 (d, $J=8.5\text{Hz}$, 2 H). Mass Spectrum (ESI) $m/e = 260.2$ ($M+1$, triplet).

[0175] **Step B: (4-{5-Phenyl-4-[(tetrahydrofuran-2-ylmethyl)-amino]-7H-pyrrolo[2,3-*d*]pyrimidin-6-yl}-phenoxy)-acetonitrile**

[0176] The title compound was prepared as described in Example 20, Step B. $^1\text{H-NMR}$ ($\text{DMSO-}d_6$) δ 1.31-1.41 (m, 1 H), 1.59-1.87 (m, 3 H), 3.44-3.57 (m, 4 H), 3.85-3.92 (m, 1 H), 5.18 (s, 2 H), 5.61 (br s, 1 H), 7.02 (d, $J=9.0\text{Hz}$, 2 H), 7.32 (d, $J=9.0\text{Hz}$, 2 H), 7.34-7.42 (m, 3

H), 7.46-7.55 (m, 2 H), 8.34 (s, 1 H), 12.77 (br s, 1 H). Mass Spectrum (ESI) $m/e = 426.1$ (M+1).

[0177] Example 26: *N*-Methyl-4-{5-phenyl-4-[(tetrahydrofuran-2-ylmethyl)-amino]-7*H*-pyrrolo[2,3-*d*]pyrimidin-6-yl}-benzamide



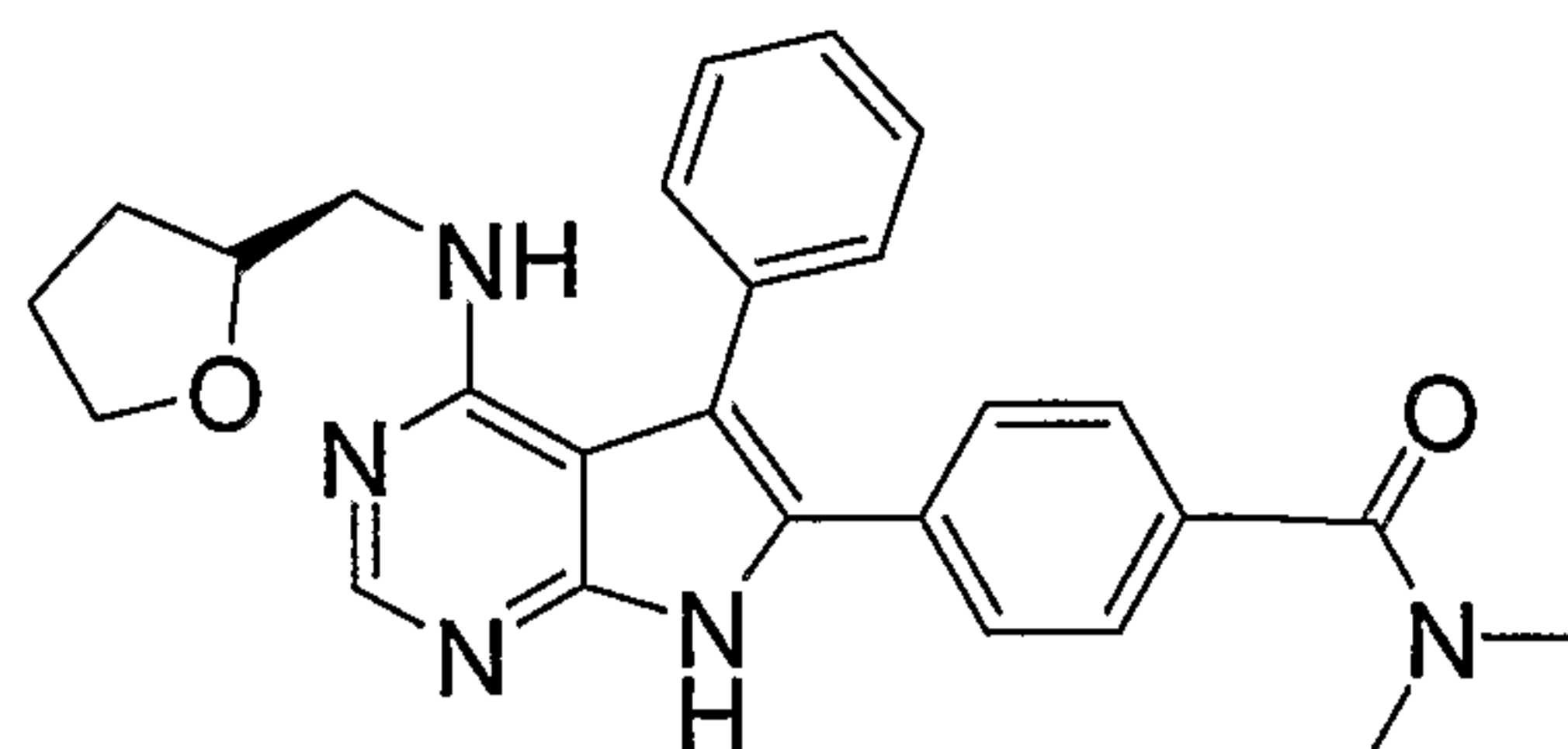
[0178] Step A: *N*-Methyl-(4,4,5,5-tetramethyl-[1,3,2]dioxaborolan-2-yl)-benzamide

[0179] A mixture of 4-(4,4,5,5-tetramethyl-1,3,2-dioxaborolan-2-yl)benzoic acid (1.0 g, 4.03 mmol), EDC (0.81 g, 4.23 mmol), and DMAP (catalytic amount) in 3 mL of DMF was stirred at room temperature for 1 hr, and then 2 mL of a 2M solution of *N,N*-dimethylamine in THF (4 mmol) was added into the reaction mixture. The resulting mixture was stirred at room temperature for 16h. Ethyl acetate (100 mL) was added and the mixture was washed with saturated sodium bicarbonate and brine. The organic layer was dried over Na_2SO_4 , filtered and the filtrate was concentrated. The solvent was removed to give the title compound which was used without further purification for the next step. Mass Spectrum (ESI) $m/e = 262$ (M+1).

[0180] Step B: *N*-Methyl-4-{5-phenyl-4-[(tetrahydrofuran-2-ylmethyl)-amino]-7*H*-pyrrolo[2,3-*d*]pyrimidin-6-yl}-benzamide

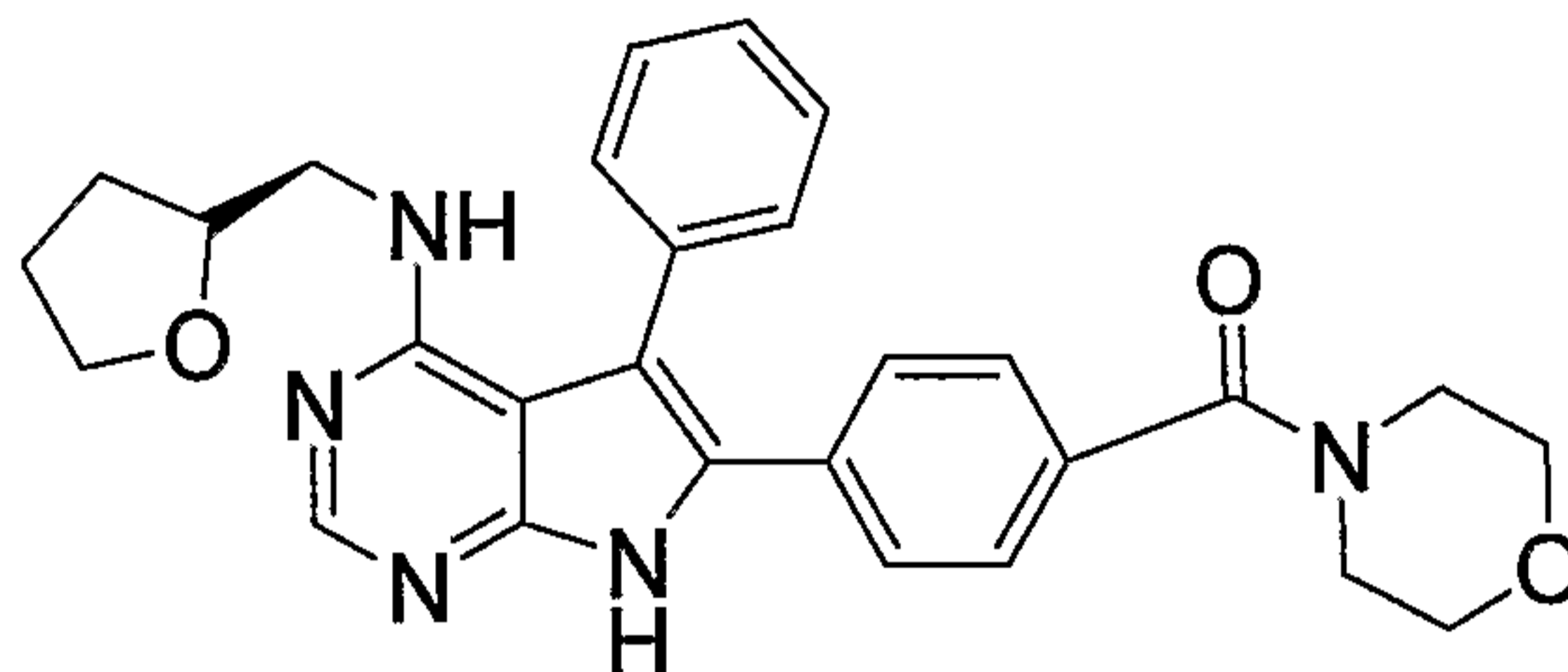
[0181] The title compound was prepared as described in Example 20, Step B. $^1\text{H-NMR}$ (400 MHz, CDCl_3) δ , 1.26-1.87 (m, 4 H), 3.02 (d, $J = 4.8$ Hz, 3 H), 3.58-3.64 (m, 4H), 3.96 (m, 1 H), 5.25 (s, 1H), 6.16(s, 1 H), 7.44-7.48 (m, 7 H), 7.71 (d, $J = 8.3$ Hz, 2 H), 8.29 (s, 1 H), 12.66 (s, 1 H). Mass Spectrum (ESI) $m/e = 428$ (M+1).

[0182] Example 27: *N,N*-Dimethyl-4-{5-phenyl-4-[(tetrahydrofuran-2-ylmethyl)-amino]-7*H*-pyrrolo[2,3-*d*]pyrimidin-6-yl}-benzamide



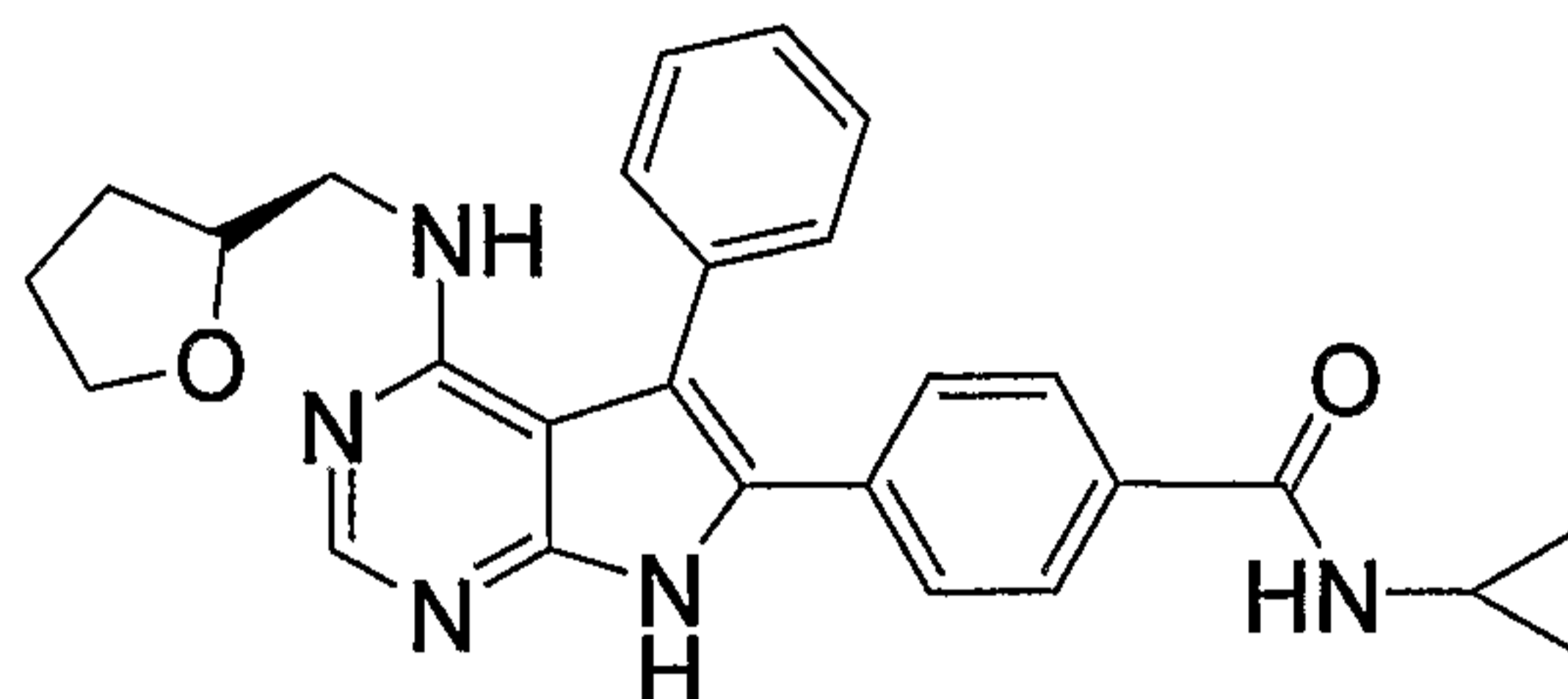
[0183] The title compound was prepared as described in Example 26: $^1\text{H-NMR}$ (400 MHz, DMSO-d_6) δ 1.33 (m, 1 H), 1.62-1.85 (m, 3 H), 2.88 (s, 3 H), 2.95 (s, 3 H), 3.47-3.55 (m, 4 H), 3.86 (m, 1 H), 5.68 (s, 1 H), 7.32-7.54 (m, 9 H), 8.38 (s, 1 H), 12.93 (s, 1 H). Mass Spectrum (ESI) $m/e = 442$ (M+1).

[0184] **Example 28: Morpholin-4-yl-(4-{5-phenyl-4-[(tetrahydrofuran-2-ylmethyl)-amino]-7H-pyrrolo[2,3-d]pyrimidin-6-yl}-phenyl)-methanone**



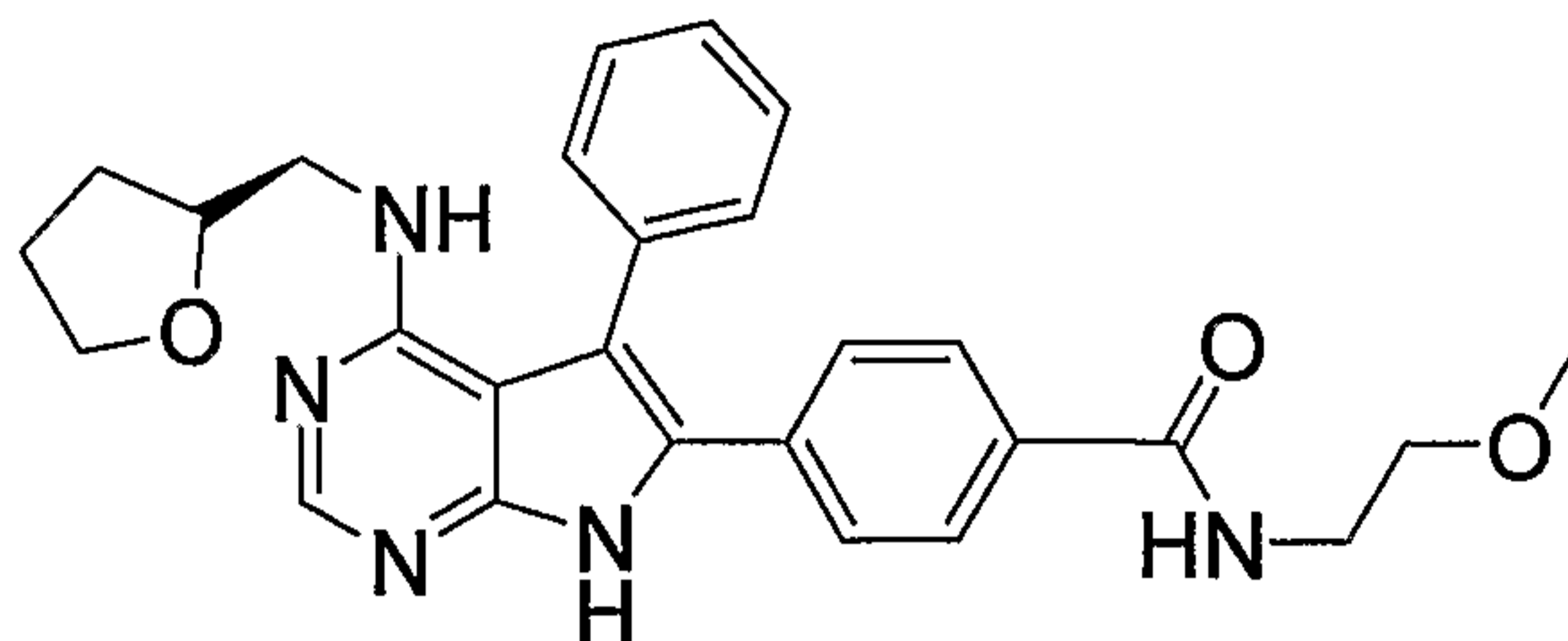
[0185] The title compound was prepared as described in Example 26: $^1\text{H-NMR}$ (400 MHz, DMSO-d_6) δ 1.06-1.86 (m, 4 H), 3.36-3.90 (m, 13 H), 5.91 (s, 1 H), 7.36-7.55 (m, 7 H), 7.78 (d, $J = 6.4$ Hz, 2 H), 8.41 (s, 1 H), 13.2 (s, 1H). Mass Spectrum (ESI) $m/e = 484$ (M+1).

[0186] **Example 29: N-Cyclopropyl-4-{5-phenyl-4-[(tetrahydrofuran-2-ylmethyl)-amino]-7H-pyrrolo[2,3-d]pyrimidin-6-yl}-benzamide**



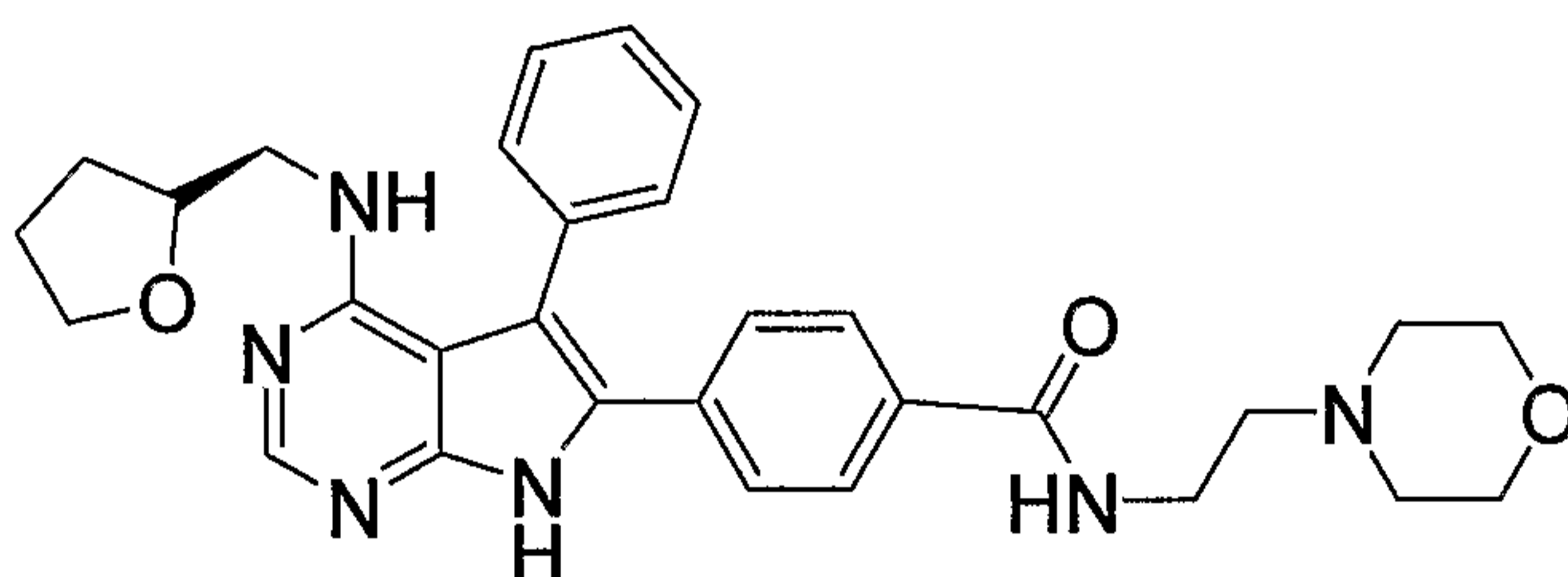
[0187] The title compound was prepared as described in Example 26: $^1\text{H-NMR}$ (400 MHz, CDCl_3) δ 0.62 (m, 2 H), 0.88 (m, 2 H), 1.44 (m, 1 H), 1.71-1.96 (m, 3 H), 2.90 (m, 1 H), 3.60-4.13 (m, 5 H), 6.06 (s, 1 H), 6.33 (s, 1 H), 7.42-7.68 (m, 7 H), 7.67 (d, $J = 6.8$ Hz, 2 H), 8.33 (s, 1 H), 14.23 (s, 1 H). Mass Spectrum (ESI) $m/e = 454$ (M+1).

[0188] Example 30: *N*-(2-Methoxyethyl)-4-{5-phenyl-4-[(tetrahydrofuran-2-ylmethyl)-amino]-7*H*-pyrrolo[2,3-*d*]pyrimidin-6-yl}-benzamide



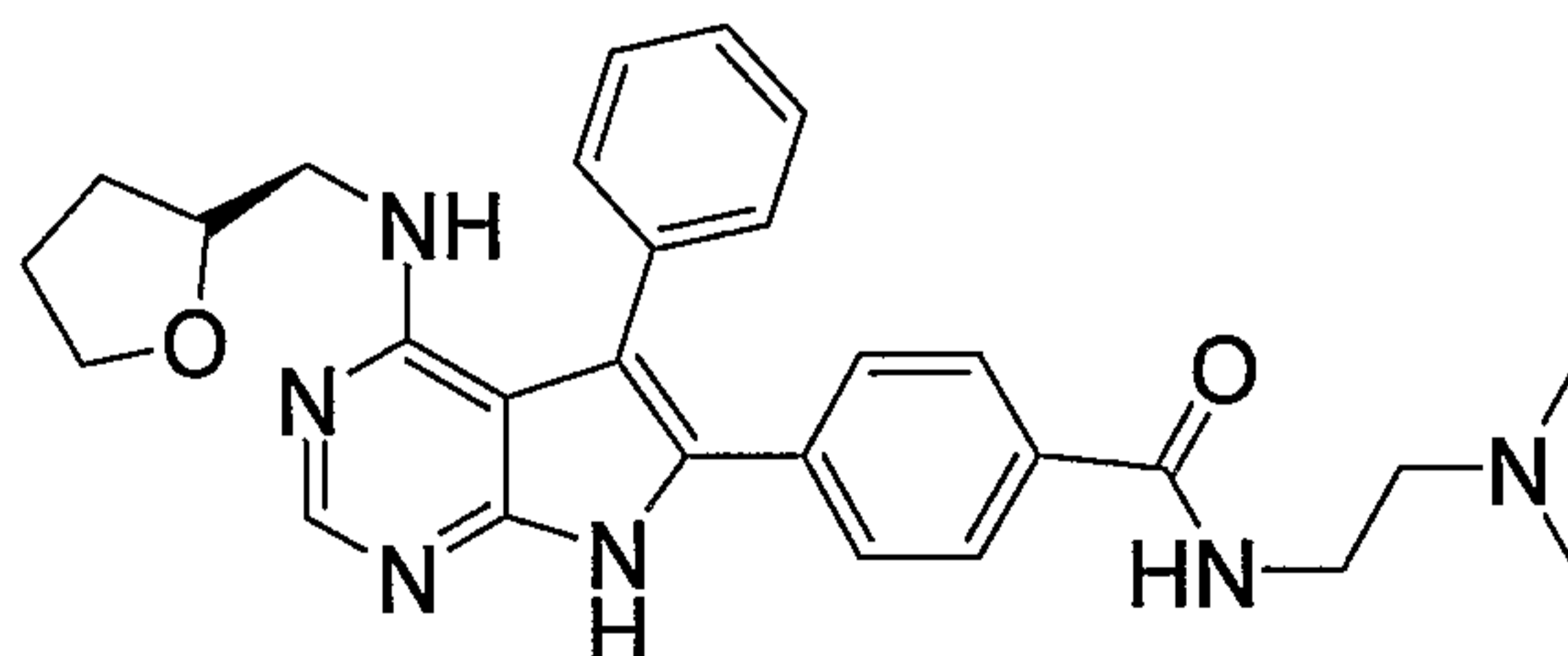
[0189] The title compound was prepared as described in Example 26: $^1\text{H-NMR}$ (400 MHz, DMSO-d_6) δ 1.34 (m, 1 H), 1.62-1.83 (m, 3 H), 3.26 (s, 3 H), 3.38-3.52 (m, 8 H), 3.87 (m, 1 H), 5.51 (s, 1 H), 7.33-7.52 (m, 7 H), 7.74 (d, $J = 6.0$ Hz, 2 H), 8.33 (s, 1 H), 8.47 (t, $J = 4.9$ Hz, 1 H), 12.77 (s, 1 H). Mass Spectrum (ESI) $m/e = 472$ (M+1).

[0190] Example 31: *N*-(2-Morpholin-4-yl-ethyl)-4-{5-phenyl-4-[(tetrahydrofuran-2-ylmethyl)-amino]-7*H*-pyrrolo[2,3-*d*]pyrimidin-6-yl}-benzamide



[0191] The title compound was prepared as described in Example 26: $^1\text{H-NMR}$ (400 MHz, DMSO-d_6) δ 1.37 (m, 1 H), 1.38-1.83 (m, 3 H), 3.13 (m, 2 H), 3.30 (m, 2 H), 3.49-3.67 (m, 10 H), 3.87 (m, 1 H), 3.99 (m, 2 H), 5.46 (s, 1 H), 7.3-7.53 (m, 7 H), 7.76 (d, $J = 8$ Hz, 2 H), 8.33 (s, 1 H), 8.68 (t, $J = 4$ Hz, 1 H), 12.75 (s, 1 H). Mass Spectrum (ESI) $m/e = 527$ (M+1).

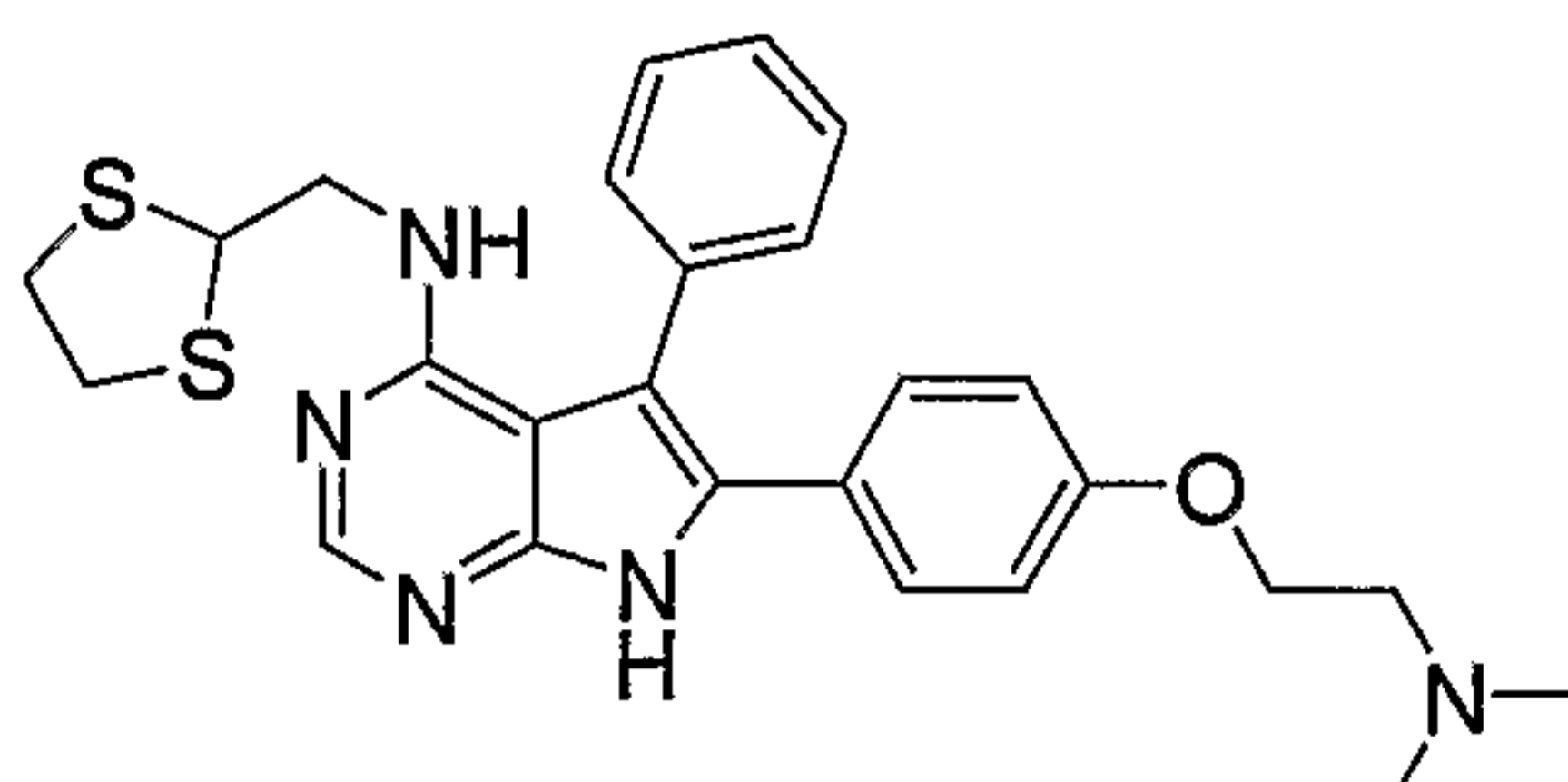
[0192] Example 32: *N*-(2-Dimethylamino-ethyl)-4-{5-phenyl-4-[(tetrahydrofuran-2-ylmethyl)-amino]-7*H*-pyrrolo[2,3-*d*]pyrimidin-6-yl}-benzamide



[0193] The title compound was prepared as described in Example 26: $^1\text{H-NMR}$ (400 MHz, DMSO-d_6) δ 1.36 (m, 1 H), 1.64-1.86 (m, 3 H), 2.83 (s, 6 H), 3.24 (m, 2 H), 3.51-3.59 (m, 6

H), 3.87 (m, 1 H), 5.50 (s, 1 H), 7.32-7.51 (m, 7 H), 7.76 (d, $J = 5.6$ Hz, 2 H), 8.34 (s, 1 H), 8.65 (t, $J = 4.0$ Hz, 1 H), 12.80 (s, 1 H). Mass Spectrum (ESI) $m/e = 485$ (M+1).

[0194] Example 33: {6-[4-(2-Dimethylaminoethoxy)-phenyl]-5-phenyl-7H-pyrrolo[2,3-*d*]pyrimidin-4-yl}-[1,3]dithiolan-2-ylmethyl-amine



[0195] Step A: 2,2-Diethoxy-N-[5-phenyl-6-(triethyl-silan-yl)-7H-pyrrolo[2,3-*d*]pyrimidin-4-yl]-acetamide

[0196] To a solution of 5-phenyl-6-(triethylsilyl)-7-*H*-pyrrolo[2,3-*d*]pyrimidin-4-ylamine (Example 5, Step C; 0.45 g, 1.38 mmol), EDC (0.34 g, 1.78 mmol) and HOBT (0.28 g, 2.07 mmol) in DMF (10.0 mL) was added 2,2-diethoxy acetic acid (0.25 g, 14.8 mmol) and the reaction mixture was stirred at rt for 16 hr. Dichloromethane (50 mL) was added and the mixture was washed with brine, sat. NaHCO₃ solution and brine. The organic layer was dried over Na₂SO₄, filtered and the filtrate was concentrated. The product was dissolved in 5 mL of THF and slowly added to a 11 mL of a 1 M solution of LiAlH₄ in THF (11 mmol) (40 mL) at 0°C under N₂. The temperature of the reaction mixture was allowed to rise to room temperature for 1 hr after addition. The mixture was carefully poured into ice-water (50 mL). Ethyl acetate (50 mL) was added, and the organic layer was separated. The aqueous layer was extracted several times with ethyl acetate. The combined organic layers were washed with brine, dried over Na₂SO₄, filtered and the filtrate was concentrated. The residue was purified by chromatography on silica gel (CH₂Cl₂ : methanol = 95 : 5) to give the title compound. ¹H-NMR (400 MHz, DMSO-*d*₆) δ 0.58 (q, 6H, 7.50Hz), 0.79 (t, 9H, $J=8.00$ Hz), 1.04 (t, 6H, $J=7.00$ Hz), 3.40-3.33 (m, 2H), 3.53-3.46 (m, 4H), 4.43 (t, 1H, $J=5.50$ Hz), 4.84 (t, 1H, $J=5.50$ Hz), 7.50-7.37 (m, 5H), 8.19 (s, 1H), 11.5 (s, 1H). Mass Spectrum (ESI) $m/e = 441$ (M+1).

[0197] Step B: (2, 2-Diethoxy-ethyl)-(6-iodo-5-phenyl-7H-pyrrolo[2,3-*d*]pyrimidin-4-yl)-amine

[0198] The title compound was prepared as described in Example 5, Step E. ¹H-NMR (400 MHz, DMSO-d₆) δ 1.03 (t, 6H, J=7.00Hz), 3.42-3.36 (m, 2H), 3.56-3.50 (m, 4H), 4.50 (t, 1H, J=5.50Hz), 5.01 (t, 1H, J=5.50Hz), 7.55-7.41 (m, 5H), 8.16 (s, 1H), 12.41 (s, 1H). Mass Spectrum (ESI) m/e = 453 (M+1).

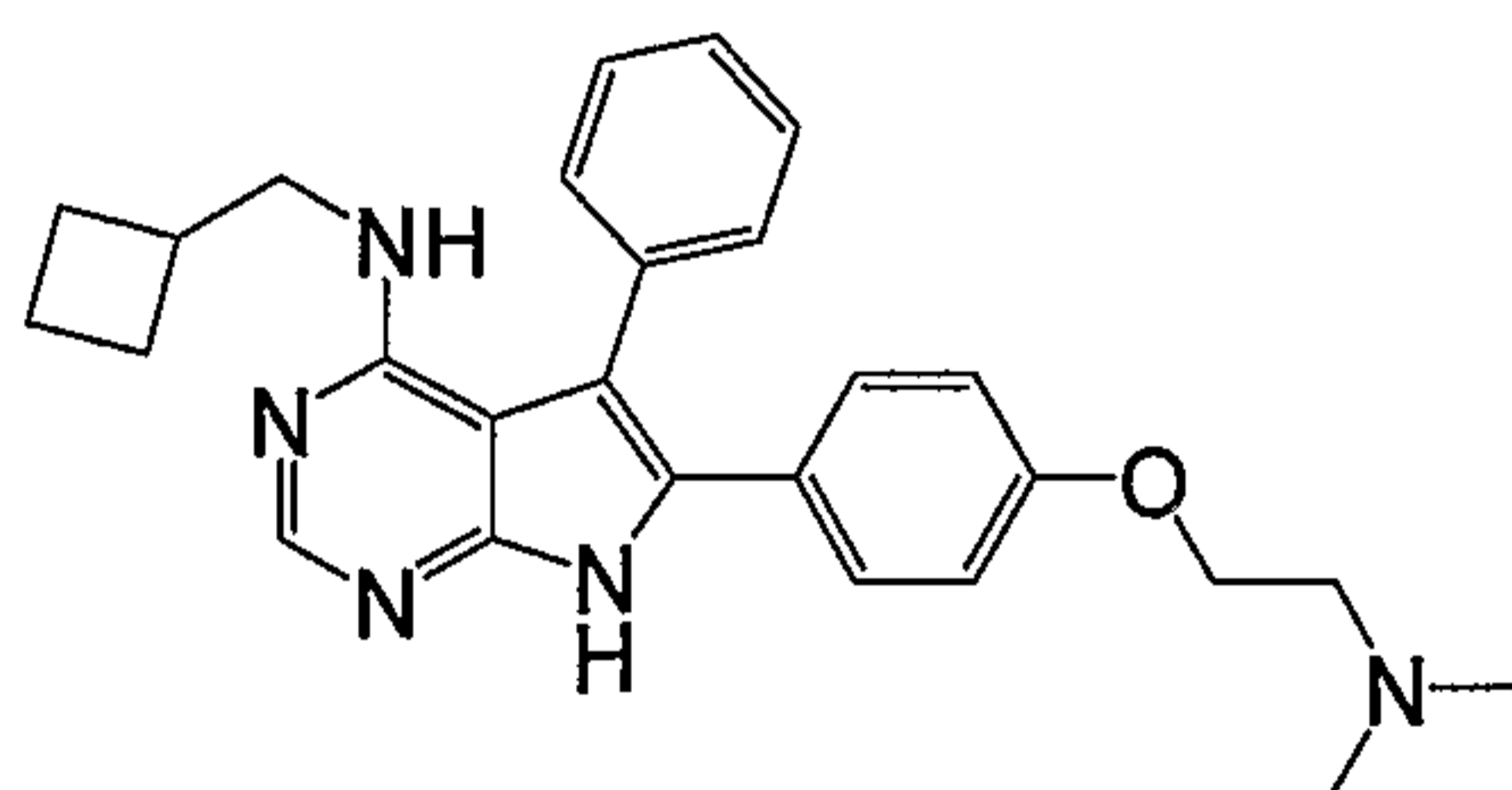
[0199] **Step C: (2,2-Diethoxyethyl)-{6-[4-(2-dimethylamino-ethoxy)-phenyl]-5-phenyl-7H-pyrrolo[2,3-d]pyrimidin-4-yl}-amine**

[0200] The title compound was prepared as described in Example 20, Step B. Mass Spectrum (ESI) m/e = 490 (M+1).

[0201] **Step D: {6-[4-(2-Dimethylaminoethoxy)-phenyl]-5-phenyl-7H-pyrrolo[2,3-d]pyrimidin-4-yl}-[1,3]dithiolan-2-ylmethyl-amine**

[0202] (2,2-Diethoxyethyl)-{6-[4-(2-dimethylamino-ethoxy)-phenyl]-5-phenyl-7H-pyrrolo[2,3-d]pyrimidin-4-yl}-amine (Example 33, Step C; 50 mg, 0.12 mmol) was combined with 12 μl ethanedithiol in 5 ml toluene, then the mixture was heated to reflux for 4 h. After that time the mixture was cooled to rt, concentrated and purified by chromatography on silica gel (CH₂Cl₂ : methanol = 95 : 5) to give the title compound. ¹H-NMR (400 MHz, DMSO-d₆) δ 2.21 (s, 6H), 2.61 (t, 2H, J=5.73Hz), 3.16-3.05 (m, 4H), 3.61 (t, 2H, J=6.07Hz), 4.03 (t, 2H, J=5.77Hz), 4.68 (t, 1H, J=6.29Hz), 5.23 (t, 1H, J=5.86Hz), 6.86 (d, 2H, J=8.84Hz), 7.25 (d, 2H, J=8.80Hz), 8.14-7.38 (m, 5H), 8.21 (s, 1H), 12.12 (s, 1H). Mass Spectrum (ESI) m/e = 492 (M+1).

[0203] **Example 34: Cyclobutylmethyl-{6-[4-(2-dimethylamino-ethoxy)-phenyl]-5-phenyl-7H-pyrrolo[2,3-d]pyrimidin-4-yl}-amine**



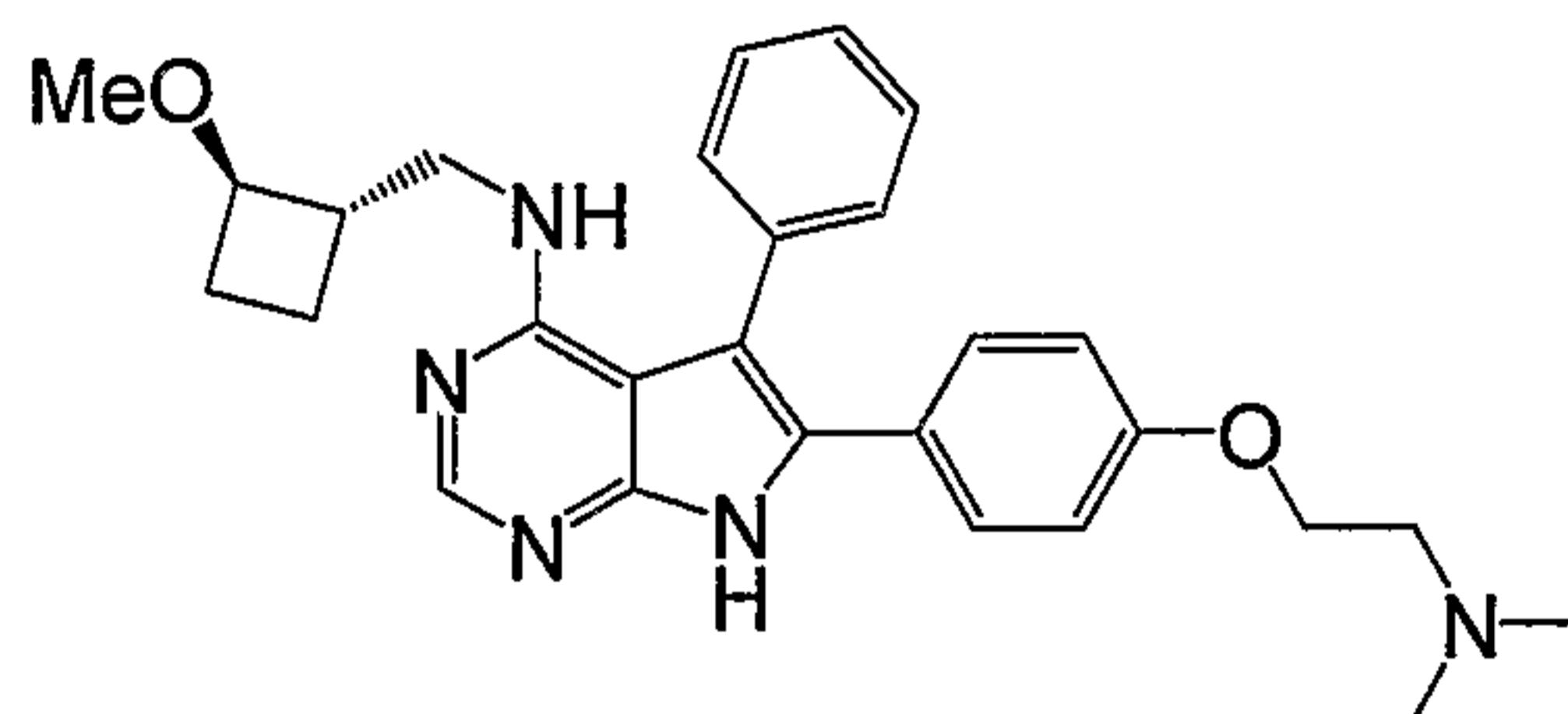
[0204] A slurry of 80 mg (0.21 mmol) of 6-[4-(2-dimethylamino-ethoxy)-phenyl]-5-phenyl-7H-pyrrolo[2,3-d]pyrimidin-4-ylamine, 25 μL (0.26 mmol) of cyclobutane carboxylic acid, 53 mg (0.28 mmol) of EDC, 43 mg (0.32 mmol) of HOBt and a catalytic amount of DMAP in 2.5 ml DMF was stirred at room temperature for 22 h, and then was warmed to 60°C and stirred for an additional 6 h. The reaction mixture was partitioned between

dichloromethane (60 ml) and brine. The organic layer was washed with saturated aqueous sodium bicarbonate (1X) and water (1X), dried over Na₂SO₄ and filtered.

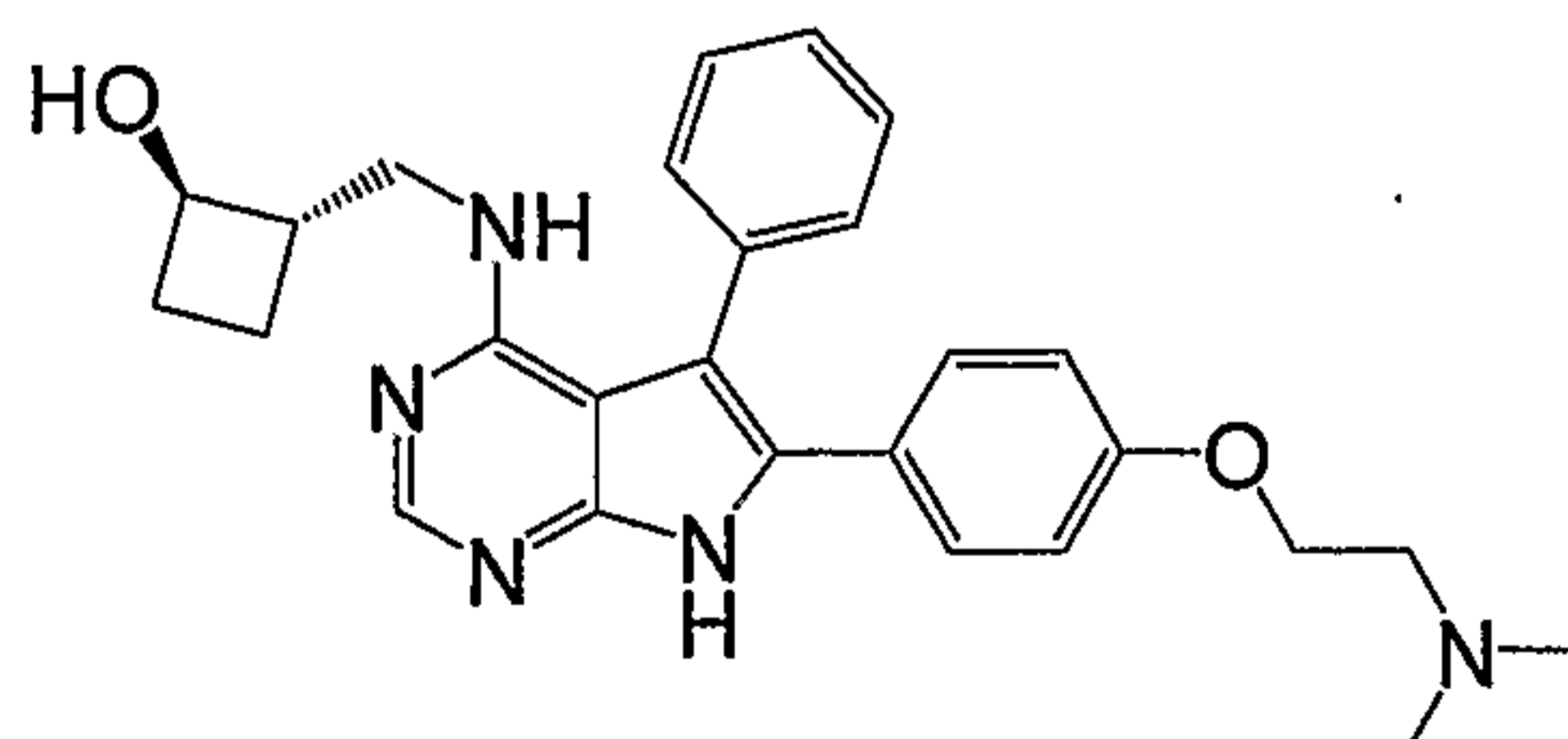
[0205] A solution of the crude amide in 5 ml THF was added to a slurry of 34 mg (95%, 0.85 mmol) of lithium aluminum hydride in 5 ml THF at 0°C. Gas evolution was observed. The brown slurry was warmed to 50°C and stirred for 14 h, and then 38 mg (95%, 0.95 mmol) of lithium aluminum hydride was added. After an additional 4 h at 50°C, the reaction mixture was cooled to room temperature and poured into ice water. The aqueous material was extracted with ethyl acetate (4X). The combined organic layers were dried over Na₂SO₄, filtered, and the filtrate was purified by reverse phase preparative HPLC to give the title compound. ¹H-NMR (CD₃OD) δ 1.52-1.61 (m, 2 H), 1.75-1.97 (m, 4 H), 2.39-2.48 (m, 1 H), 2.94 (s, 6 H), 3.41 (d, J=6.0Hz, 2 H), 3.56 (t, J=3.8Hz, 2 H), 4.32 (t, J=3.8Hz, 2 H), 6.95 (d, J=6.8Hz, 2 H), 7.33 (d, J=6.8Hz, 2 H), 7.37-7.44 (m, 2 H), 7.46-7.54 (m, 3 H), 8.27 (s, 1 H). Mass Spectrum (ESI) m/e = 442.3 (M+1).

[0206] The Examples 35–41 follow the method of Example 34.

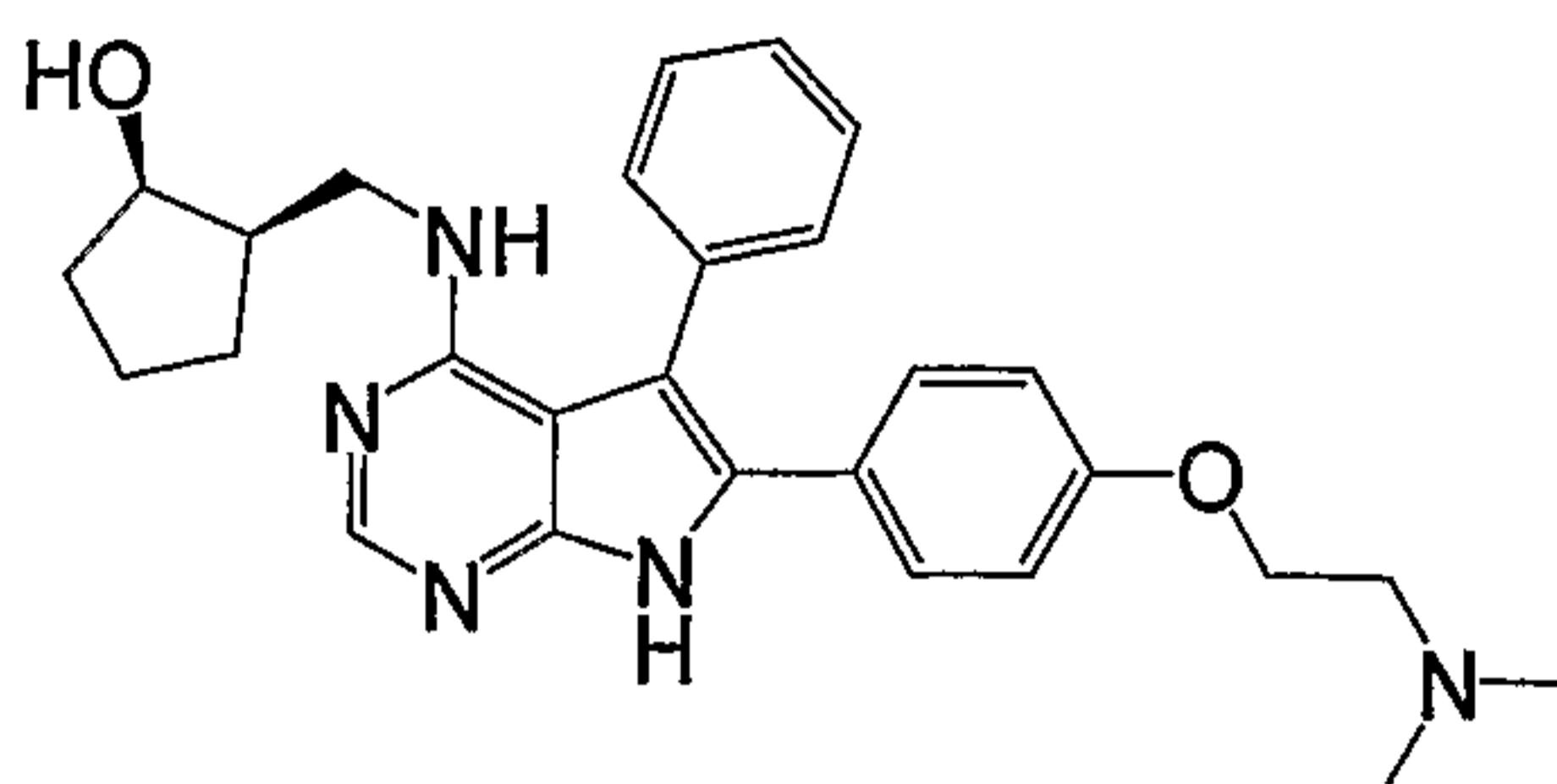
[0207] **Example 35:** *trans*-{6-[4-(2-Dimethylamino-ethoxy)-phenyl]-5-phenyl-7*H*-pyrrolo[2,3-*d*]pyrimidin-4-yl}-(2-methoxy-cyclobutylmethyl)-amine



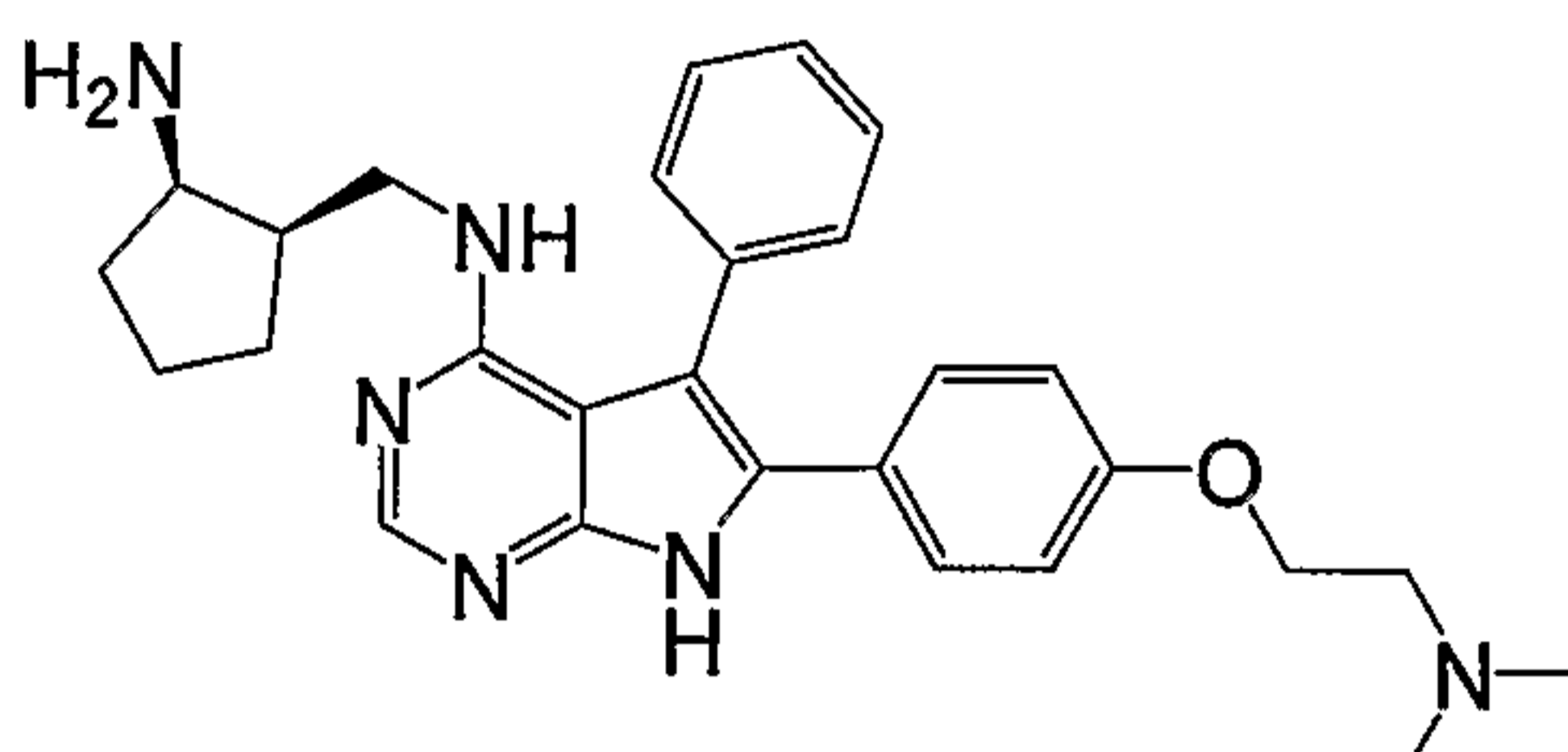
[0208] **Example 36:** *trans*-2-({6-[4-(2-Dimethylamino-ethoxy)-phenyl]-5-phenyl-7*H*-pyrrolo[2,3-*d*]pyrimidin-4-ylamino}-methyl)-cyclobutanol



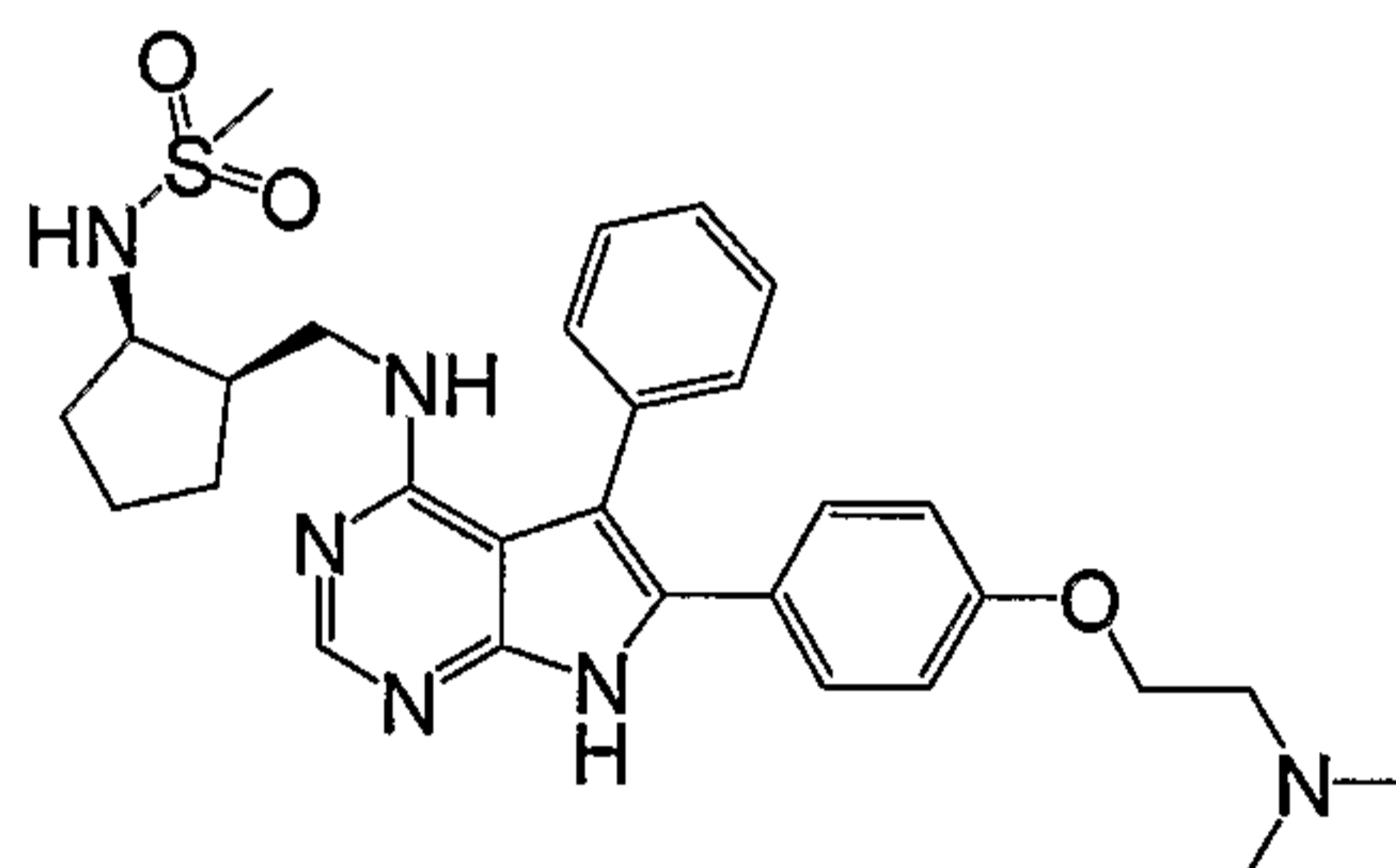
[0209] Example 37: *cis*-2-({6-[4-(2-Dimethylamino-ethoxy)-phenyl]-5-phenyl-7*H*-pyrrolo[2,3-*d*]pyrimidin-4-ylamino}-methyl)-cyclopentanol



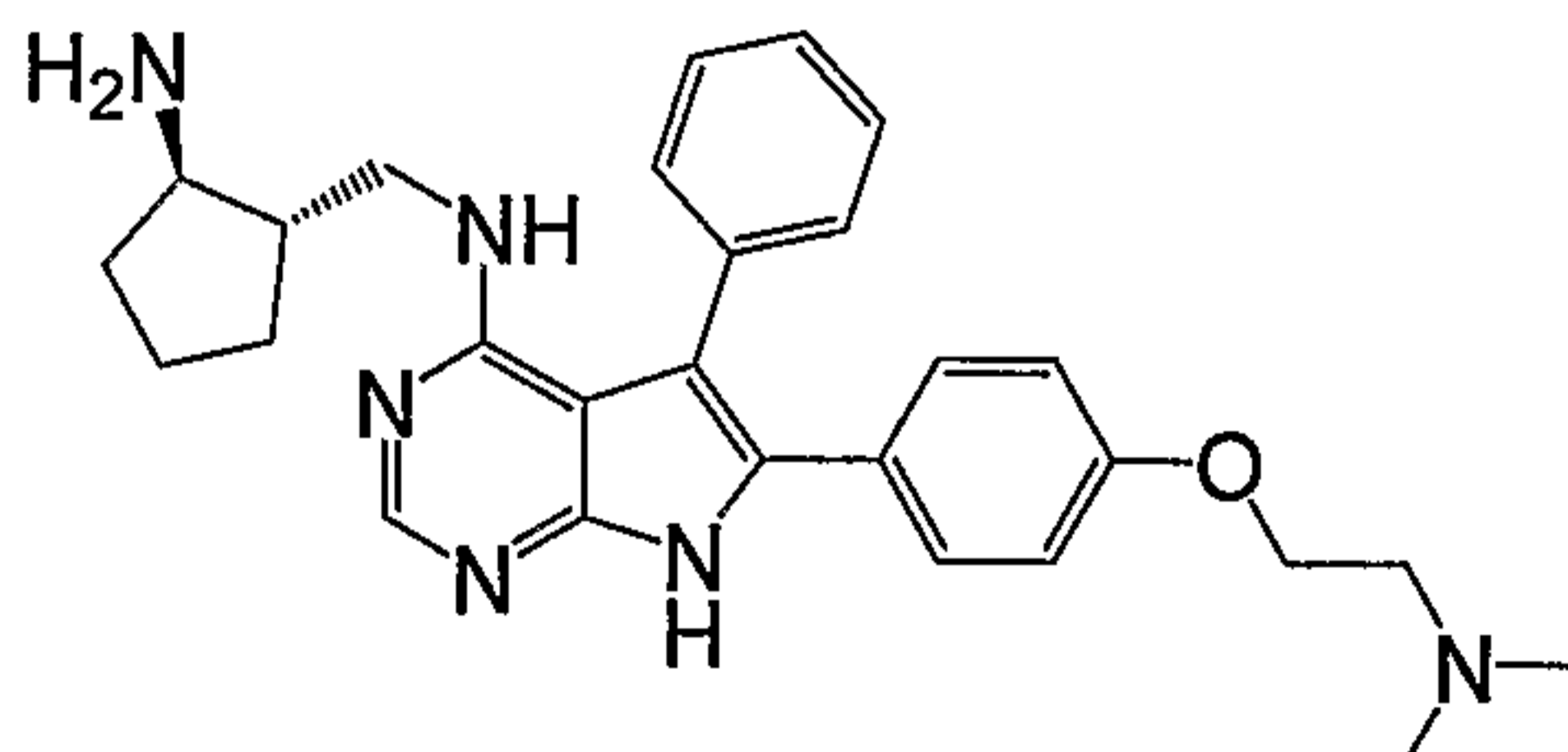
[0210] Example 38: *cis*-(2-Amino-cyclopentylmethyl)-{6-[4-(2-dimethylamino-ethoxy)-phenyl]-5-phenyl-7*H*-pyrrolo[2,3-*d*]pyrimidin-4-yl}-amine



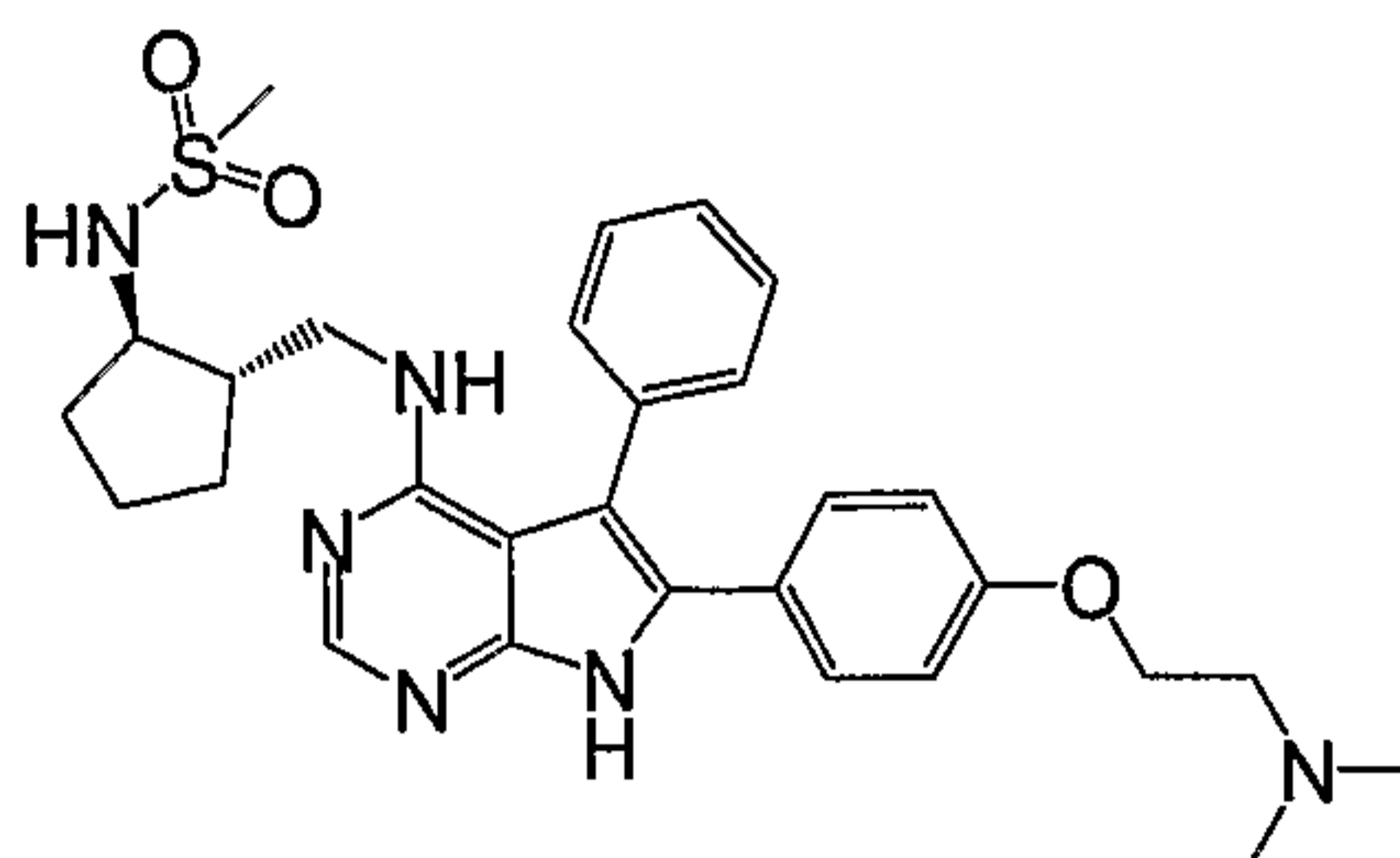
[0211] Example 39: *cis*-*N*-[2-({6-[4-(2-Dimethylamino-ethoxy)-phenyl]-5-phenyl-7*H*-pyrrolo[2,3-*d*]pyrimidin-4-ylamino}-methyl)-cyclopentyl]-methanesulfonamide



[0212] Example 40: *trans*-(2-Amino-cyclopentylmethyl)-{6-[4-(2-dimethylamino-ethoxy)-phenyl]-5-phenyl-7*H*-pyrrolo[2,3-*d*]pyrimidin-4-yl}-amine



[0213] Example 41: *trans-N*-[2-({6-[4-(2-Dimethylamino-ethoxy)-phenyl]-5-phenyl-7*H*-pyrrolo[2,3-*d*]pyrimidin-4-ylamino}-methyl)-cyclopentyl]-methanesulfonamide



ACK1 enzymatic assay

[0214] IC₅₀ values of inventive compounds may be assessed as follows. The ACK1 kinase assay utilizes a protein expressed in baculovirus infected Hi-5 cells (a fusion of an N-terminal (His)₆ Tag with amino acids 117 to 489 of ACK1) purified by affinity chromatography on a Ni-NTA column. The substrate of for the reaction is ACK1 itself (autophosphorylation) and poly-Glutamic acid-Tyrosine (PGT (4:1), Sigma catalog #PO275). The PGT is coated to Nunc 96 well plates at 80 µg/mL overnight at 4°C. The morning after coating, the plates are washed twice, and 80 µL reaction buffer (10 mM Hepes, pH 7.6; 20 mM MgCl₂; 75 mM NaCl, 0.125% TWEEN20 (polyoxyethylene sorbitan monolaurate); 1 mM DTT) with 5 µM ATP are added to each well. Test compounds are added in 10 µL DMSO, and the reaction is started by addition of 10 µL kinase in assay buffer. The reaction proceeds 2 h at room temperature. Next the plates are washed four times, and the level of tyrosine phosphorylation in a given well is quantified by standard ELISA assay utilizing a phosphotyrosine antibody (PY20, Pierce). Each of the above compounds will display an IC₅₀ value of less than about 30 µM with respect to ACK1.

ACK1 cell based assay

[0215] The ACK1 cell based assay is designed to find inhibitors of ACK1 kinase activity which would be prime candidates for the development of anticancer drugs. The assay is based on the dependence of certain transformed cell lines (*e.g.*, C8 cells, a Ras and E1A transformed fibroblast line) on ACK1 for survival under low serum conditions, whereas other

cell lines (*e.g.*, HeLa) do not. This dependency was confirmed utilizing ACK1 specific siRNAs.

[0216] For this assay, test (C8) and control (HeLa) cell lines are seeded in 96 well tissue culture plates (BD Falcon) at a density of 2 to 4 x 10⁴ in DMEM/F12 (C8) or DMEM (HeLa) with 0.125% FCS in the presence of ACK1 inhibitors (final DMSO concentration is 0.5%, all tissue culture media are from Cellgro). After 20 to 24 h incubation at 37°C and 5% CO₂, cell viability is determined using the Cytotox One kit (Promega) according to the manufacturer's instructions.

[0217] As an example, the compound of example 20 was tested in the above cell assay and found to be cytotoxic to C8 cells. By contrast, the compound of example 20 had no cytotoxic effect on HeLa cells under these conditions. These results demonstrate that inventive compounds can selectively kill transformed cells and are not merely unselective cytotoxic agents. Compounds of the invention therefore will be found to possess selective cytotoxic activity against cancer cells.

LCK-Homogeneous Time Resolved Fluorescent (HTRF) Kinase Assay:

[0218] The LCK HTRF assay begins with LCK in the presence of ATP phosphorylating the biotinylated peptide Gastrin. The reaction incubates for 90 min. To quench the assay detection reagents are added which both stop the reaction by diluting out the enzyme and chelating the metals due to the presence of EDTA. Once the detection reagents are added the assay incubates for 30 min to allow for equilibration of the detection reagents.

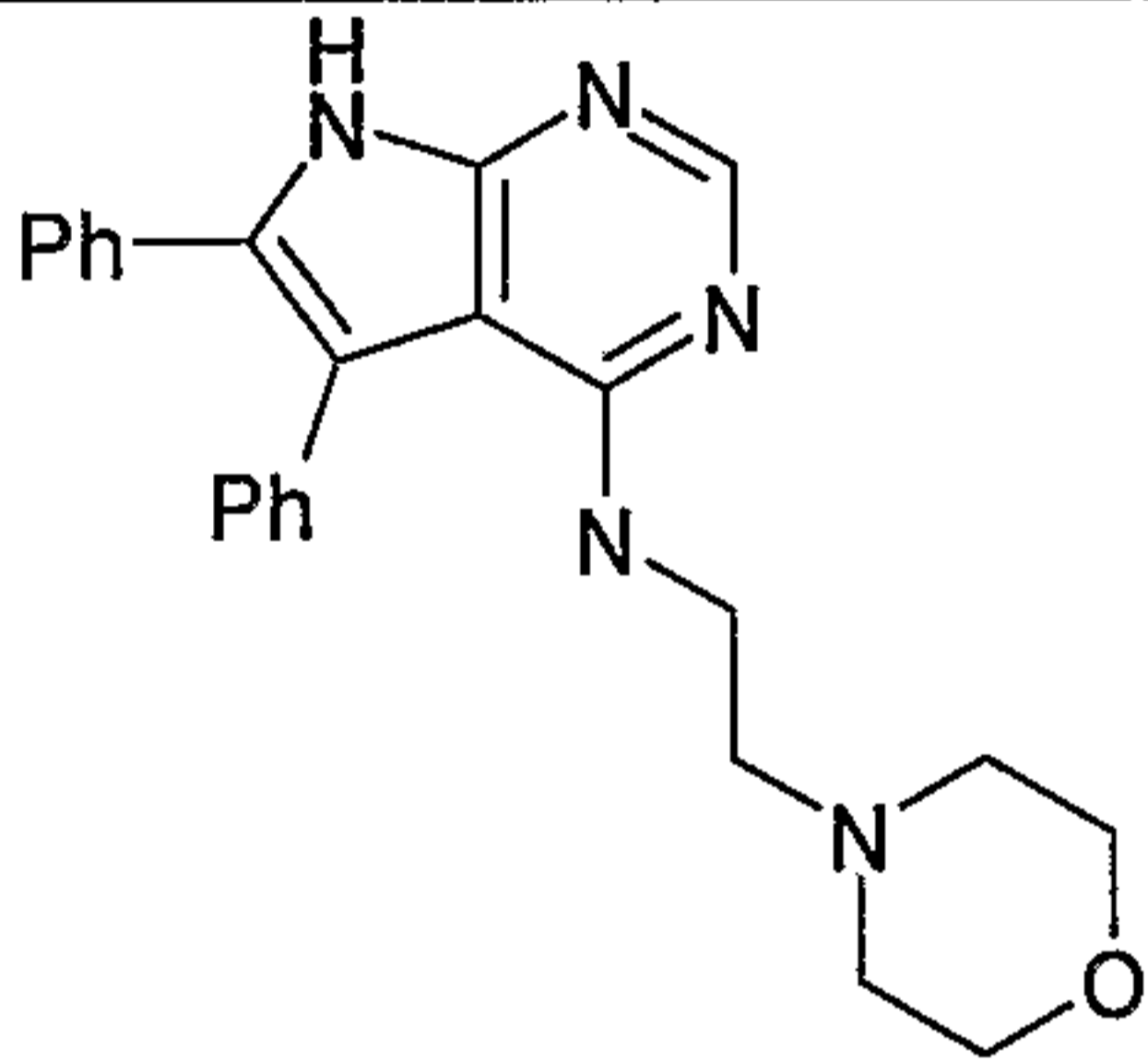
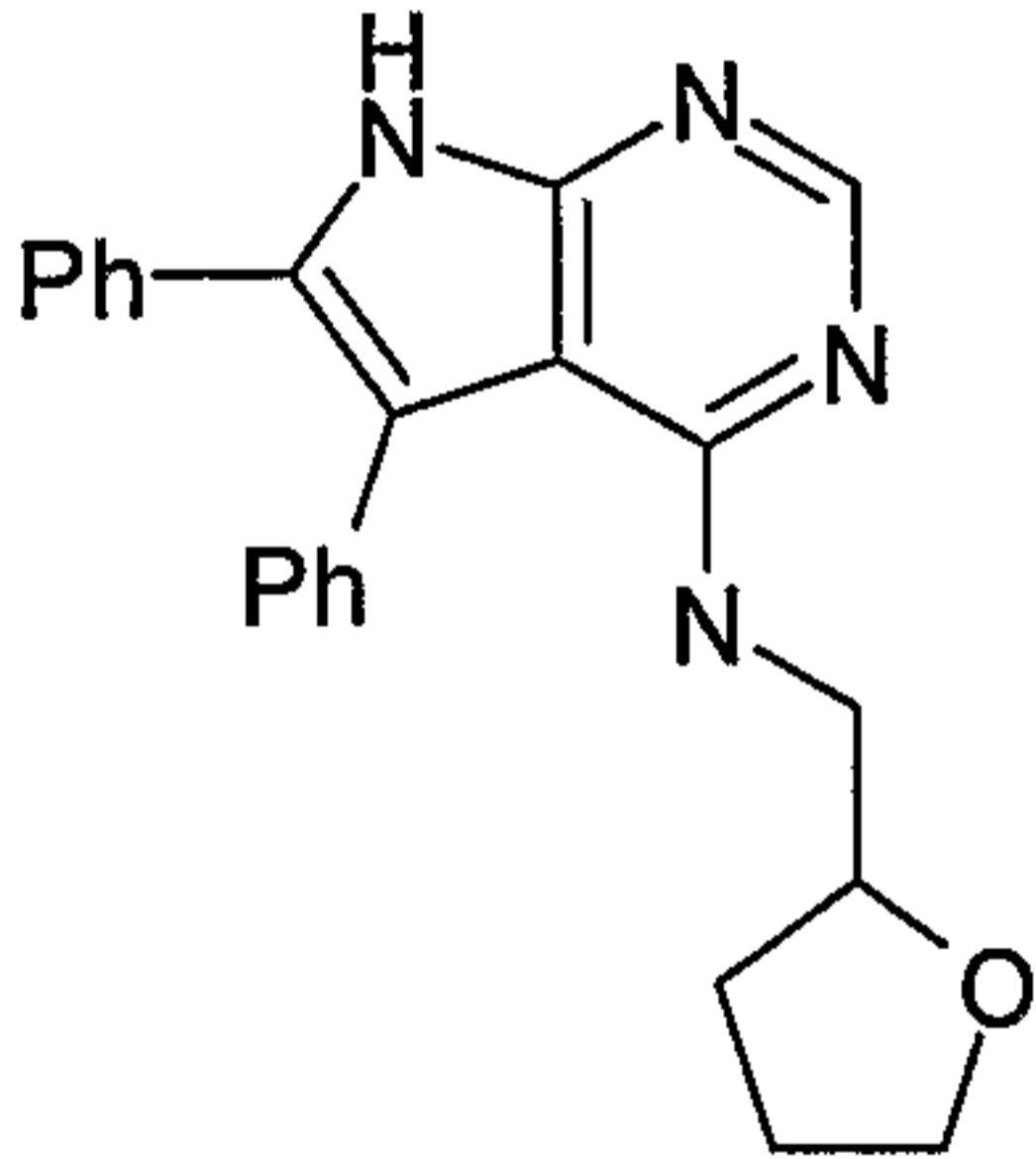
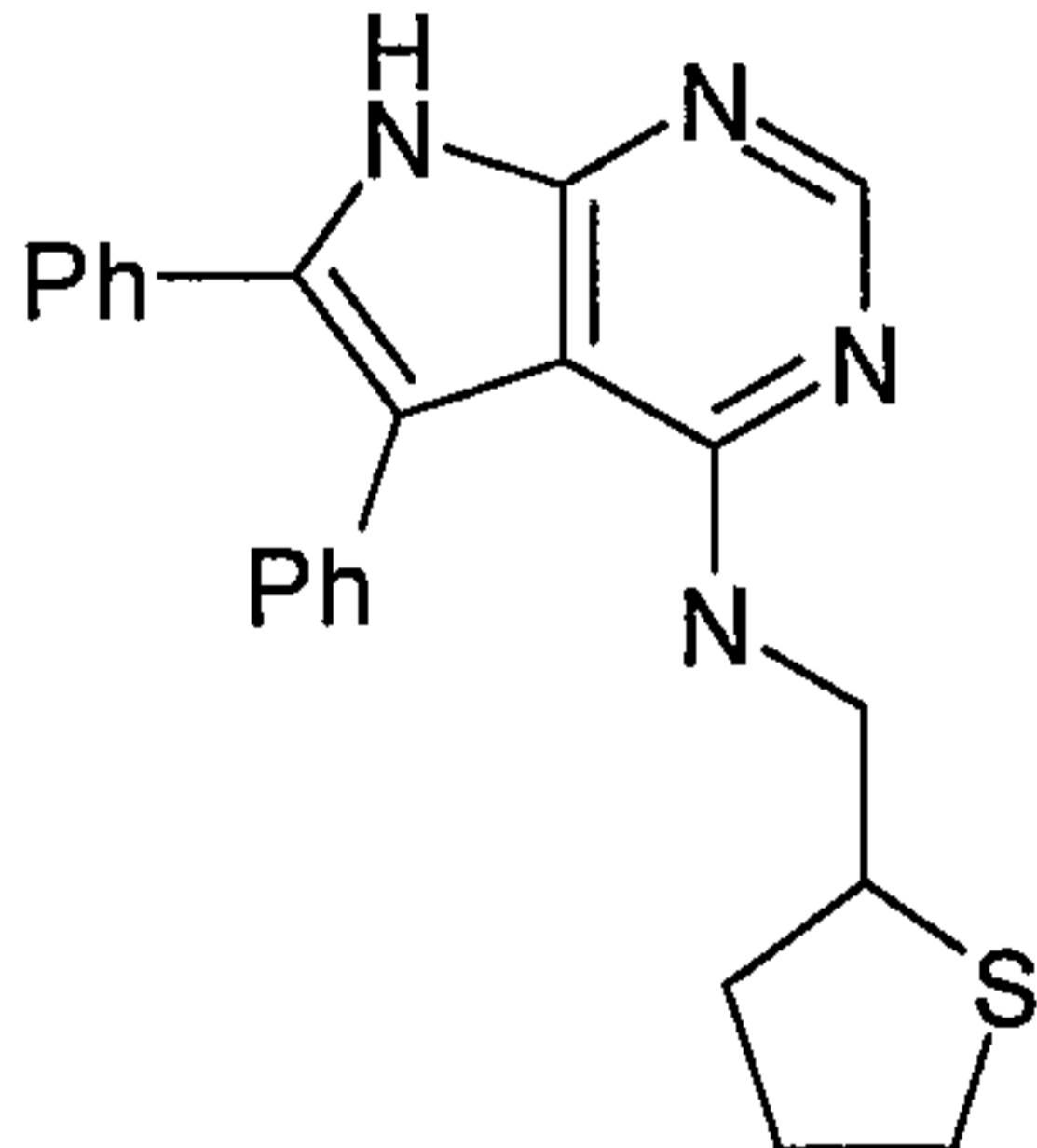
[0219] The LCK HTRF assay is comprised of 10 µL of compound in 100% DMSO, 15 µL of ATP and biotinylated Gastrin, and 15 µL of LCK KD GST (225-509) for a final volume of 40 µL. The final concentration of gastrin is 1.2µM. The final concentration of ATP is 0.5µM (K_m app= 0.6µM+/-0.1) and the final concentration of LCK is 250pM. Buffer conditions are as follows: 50mM HEPES pH 7.5, 50mM NaCl, 20mM MgCl, 5mM MnCl, 2mM DTT, 0.05% BSA.

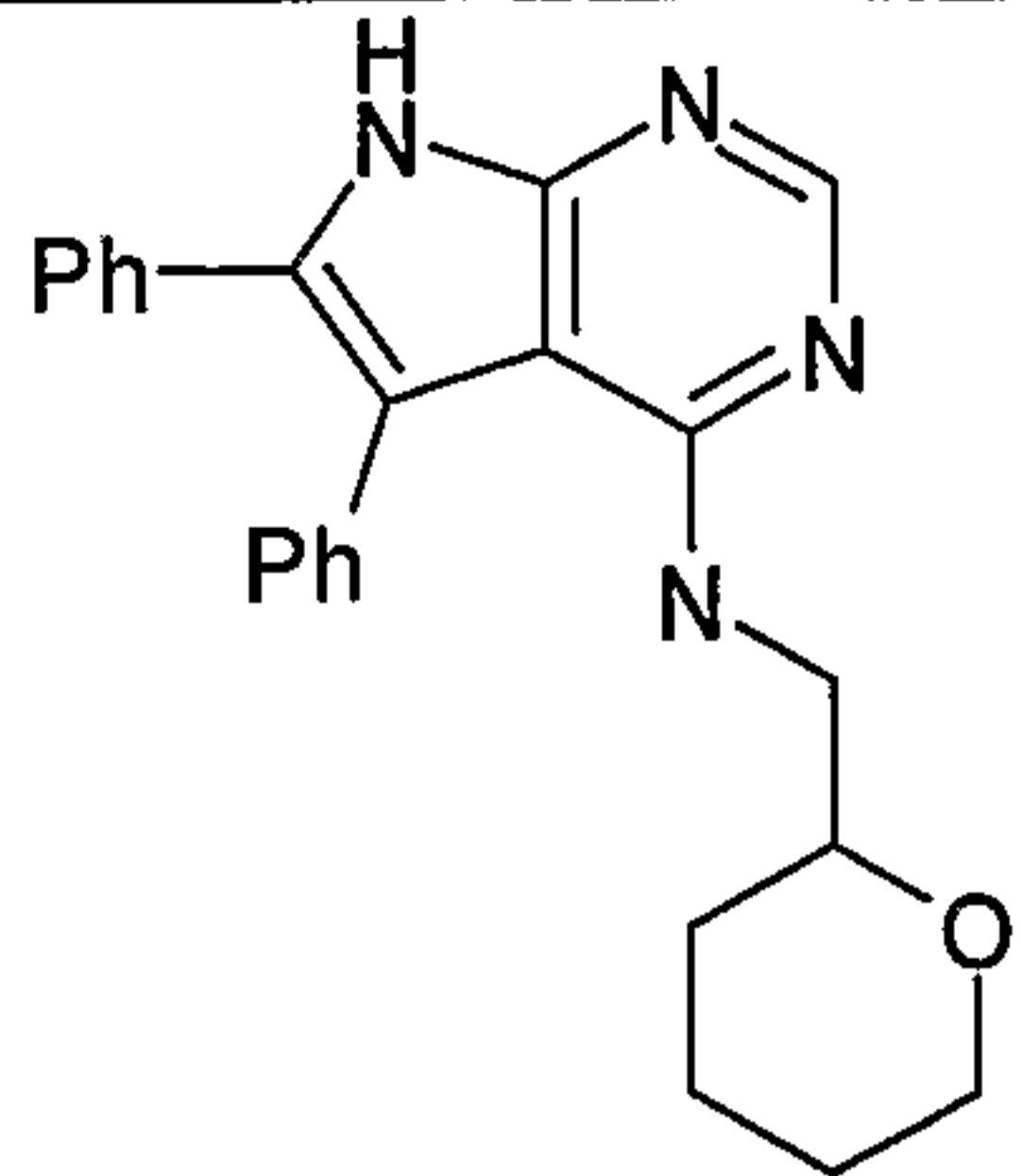
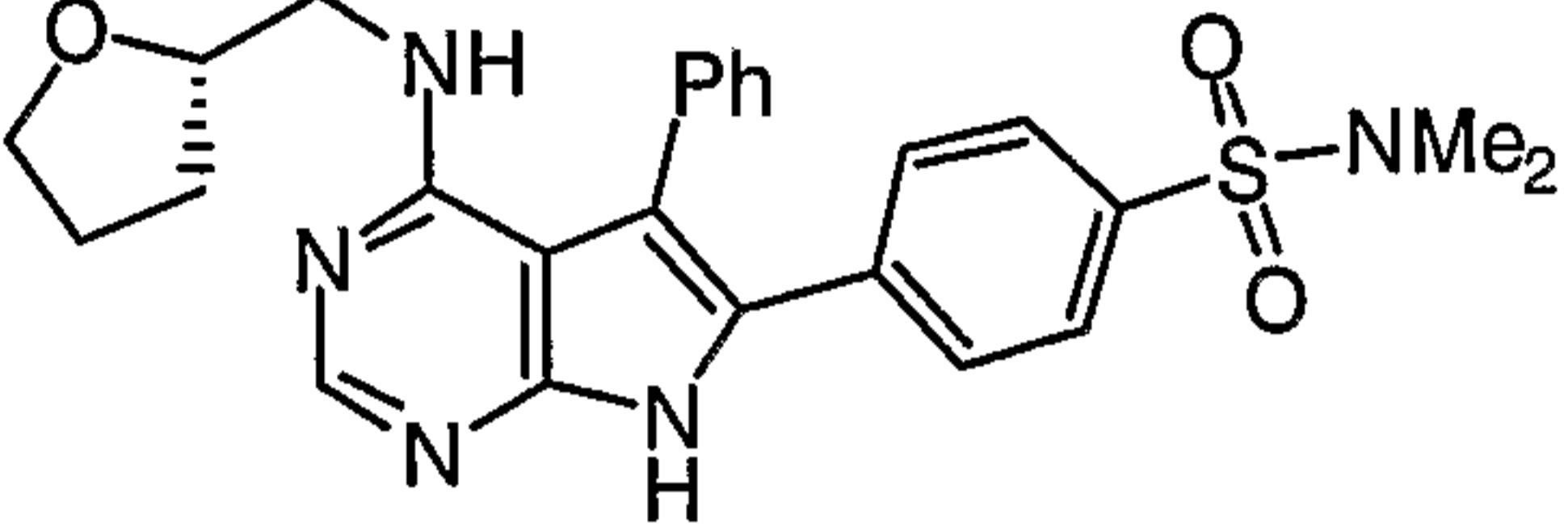
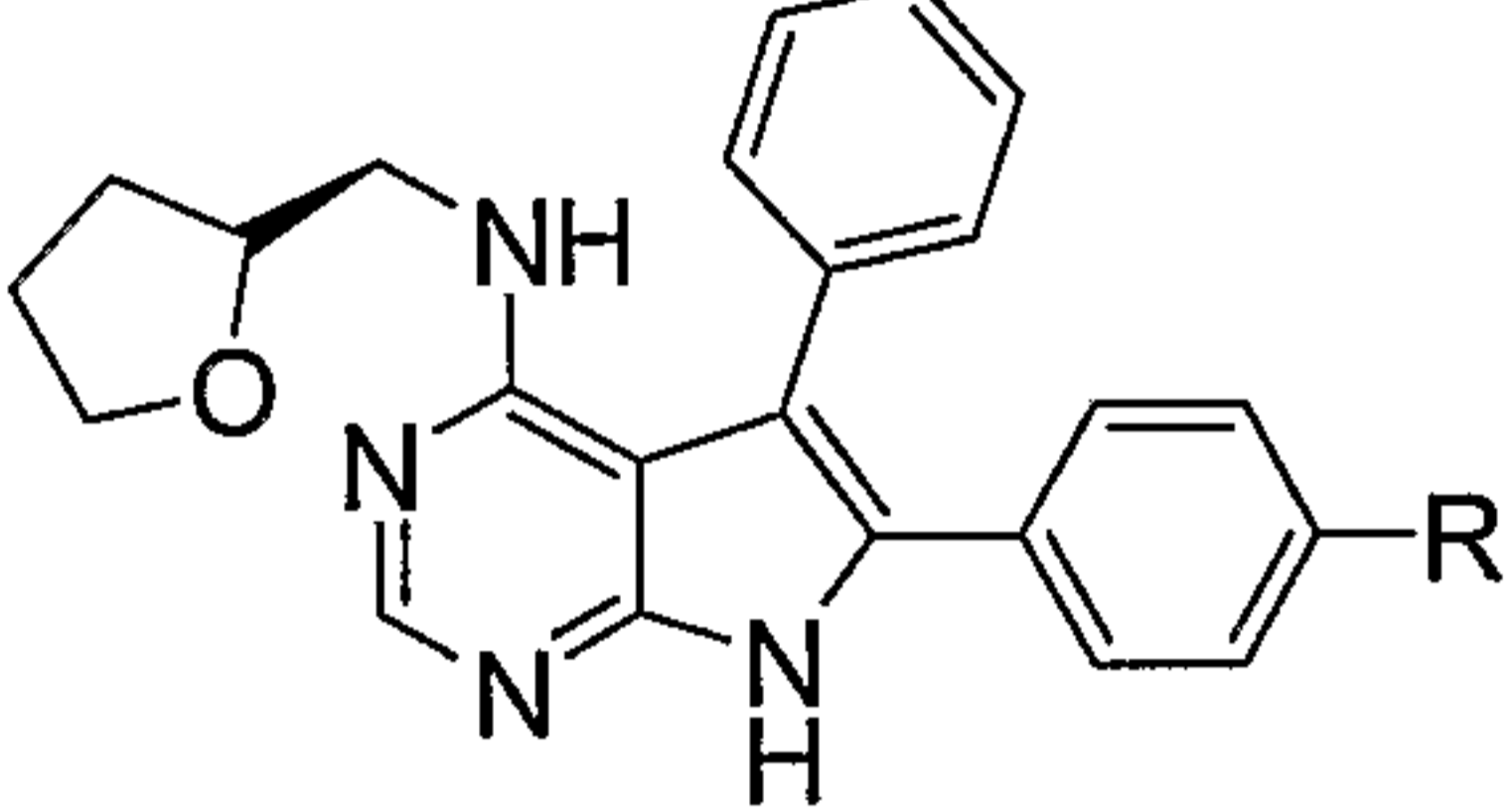
[0220] The assay is quenched and stopped with 160 µL of detection reagent. Detection reagents are as follows: Buffer made of 50mM Tris, pH 7.5, 100mM NaCl, 3mM EDTA, 0.05% BSA, 0.1% Tween20. Added to this buffer prior to reading is Steptavidin allophycocyanin (SA-APC) at a final conc in the assay of 0.0004 mg/mL, and europilated anti-phosphotyrosine Ab (Eu-anti-PY) at a final conc of 0.025nM.

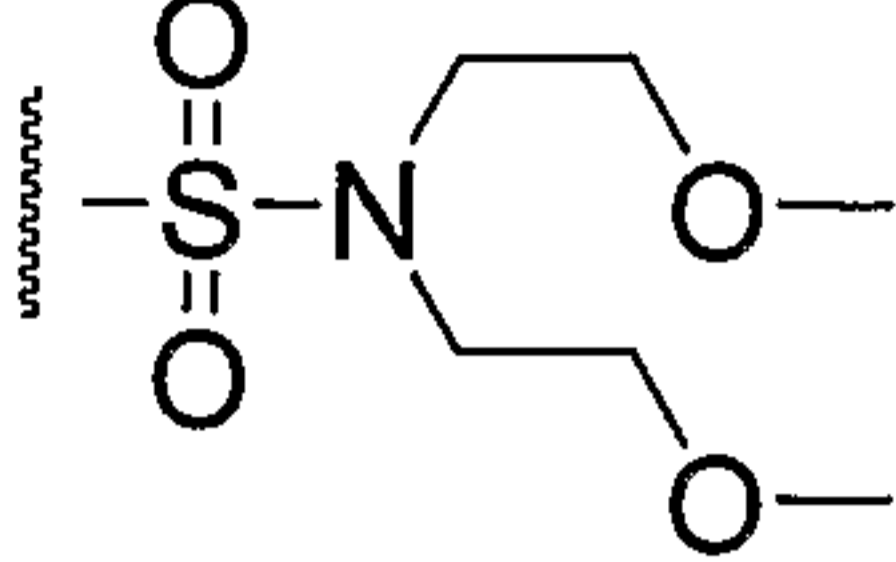
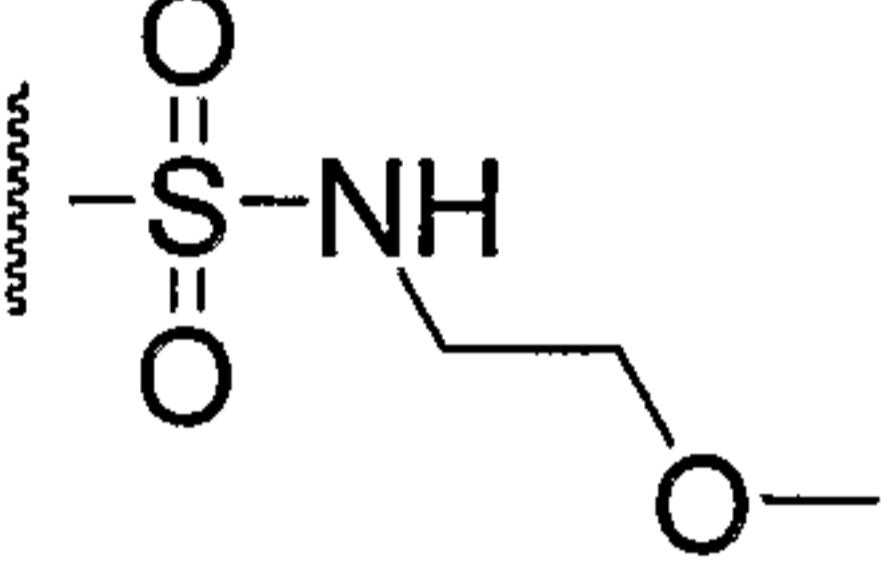
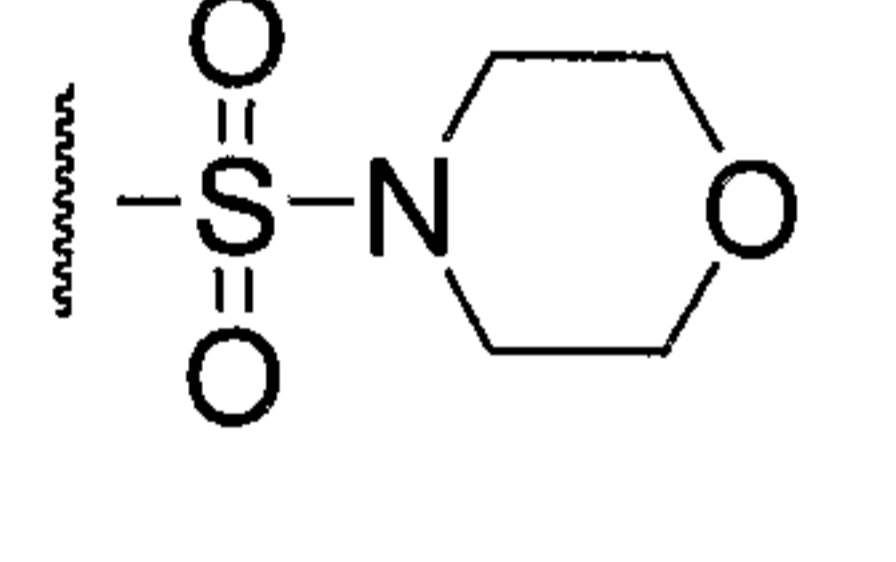
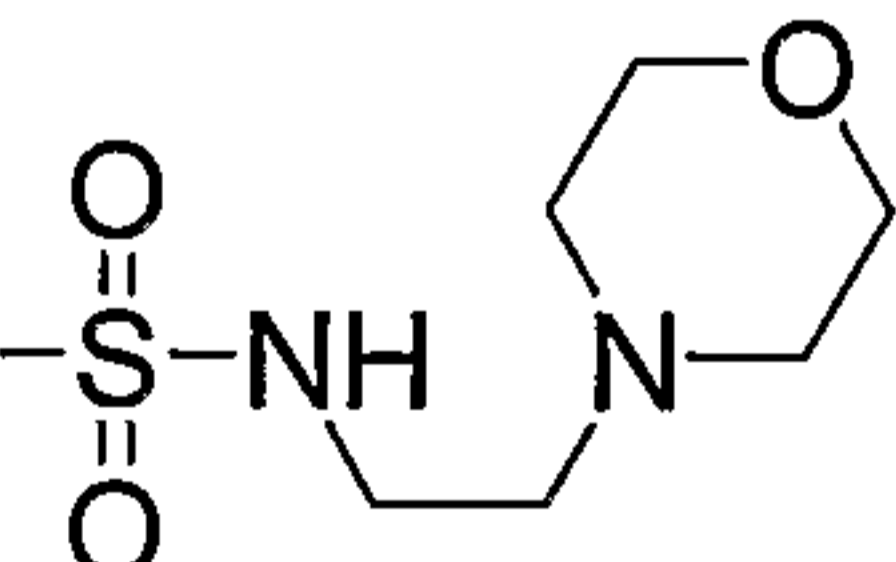
[0221] The assay plate is read in either a Discovery or a RubyStar. The eu-anti-PY is excited at 320 nm and emits at 615 nm to excite the SA-APC which in turn emits at 655 nm. The ratio of SA-APC at 655 nm (excited due to close proximity to the Eu-anti-PY because of phosphorylation of the peptide) to free Eu-anti-PY at 615 nm will give substrate phosphorylation.

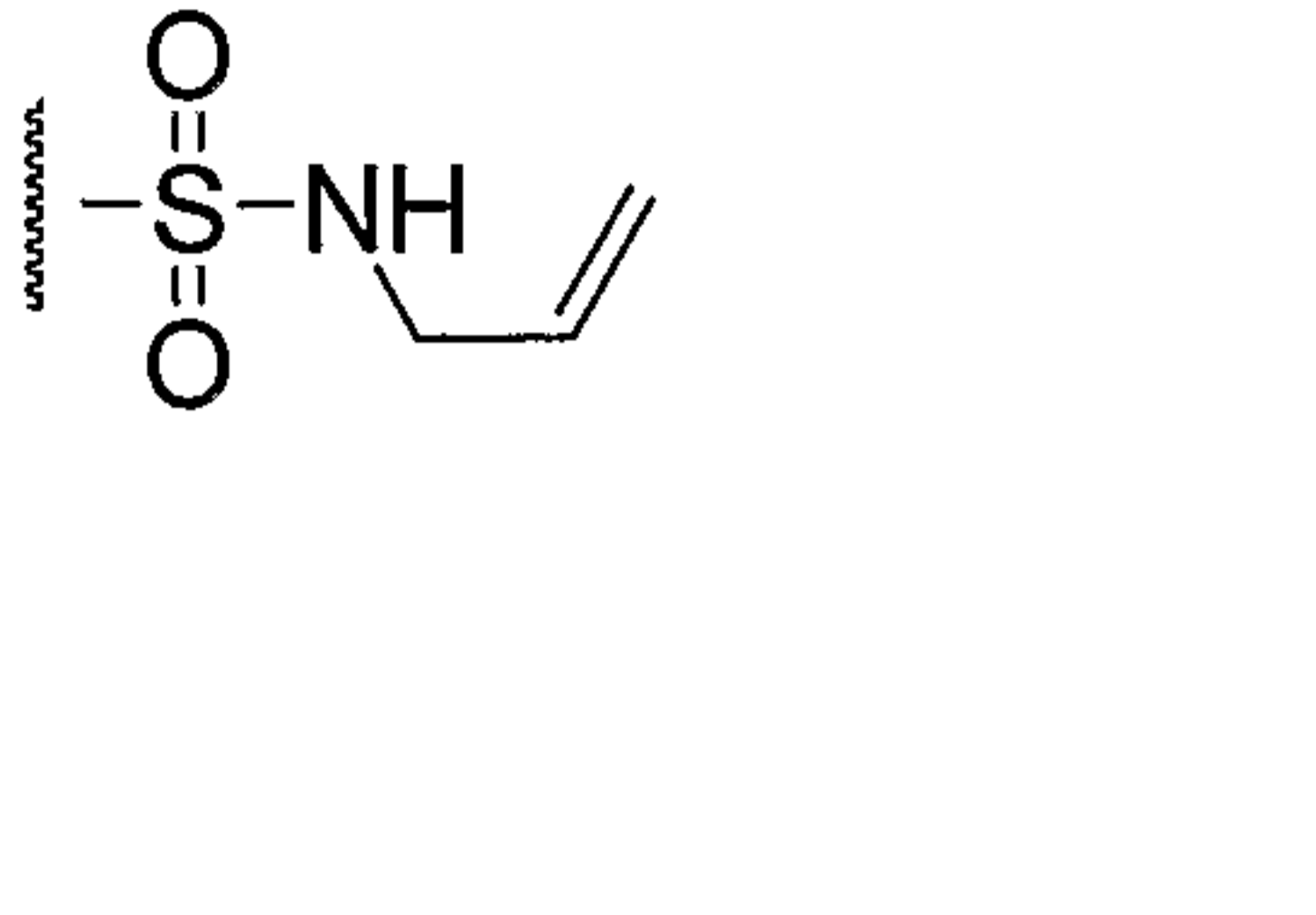
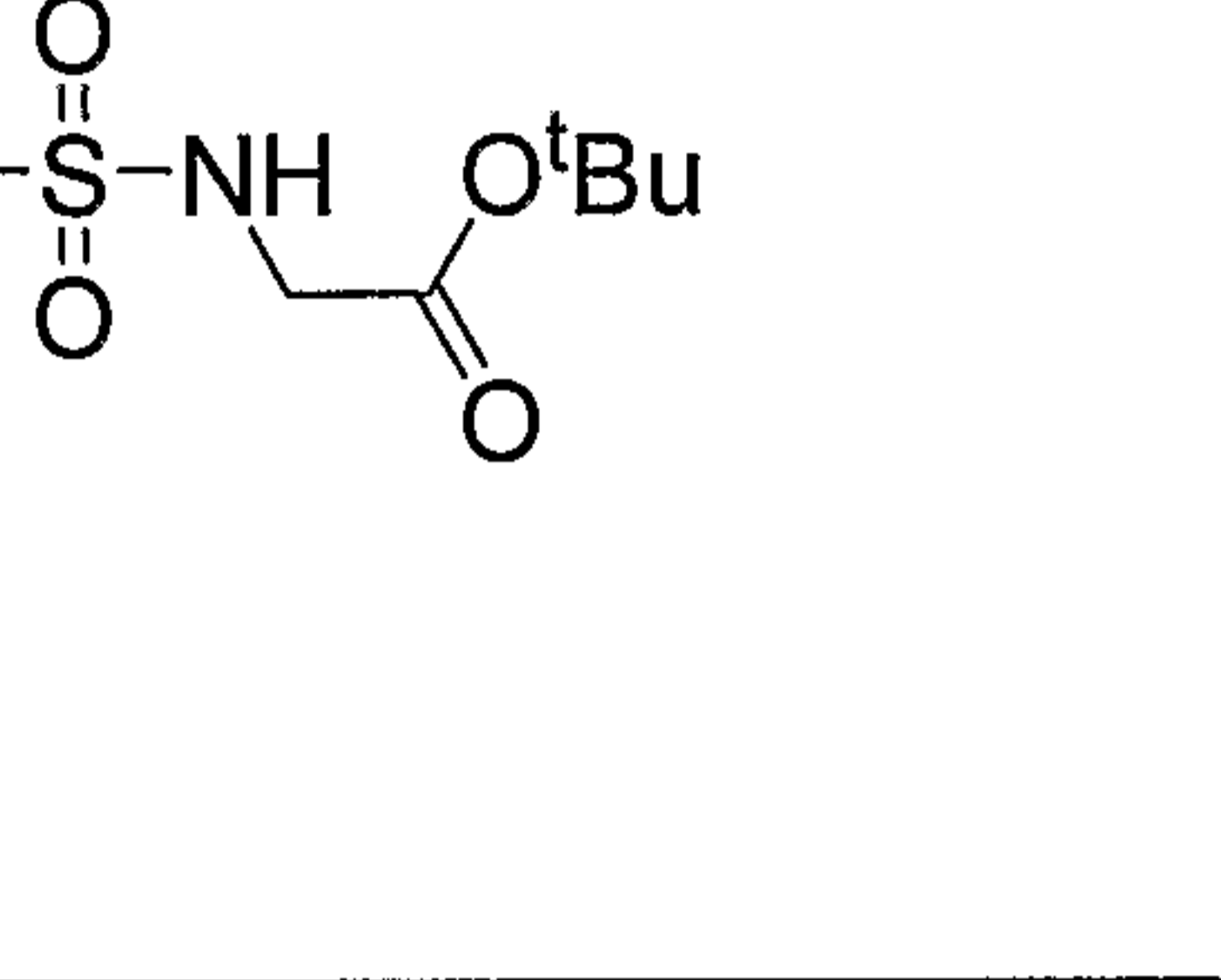
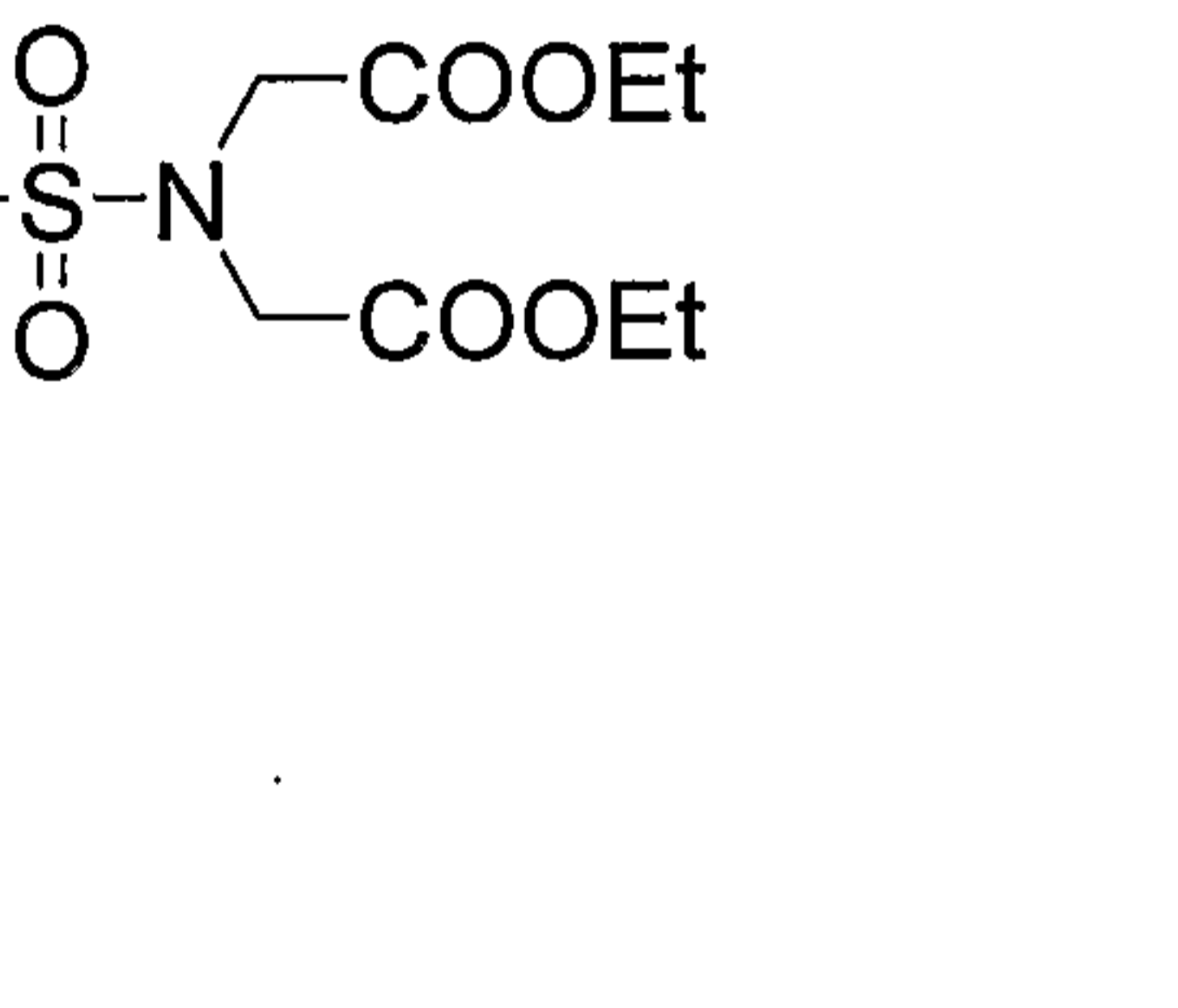
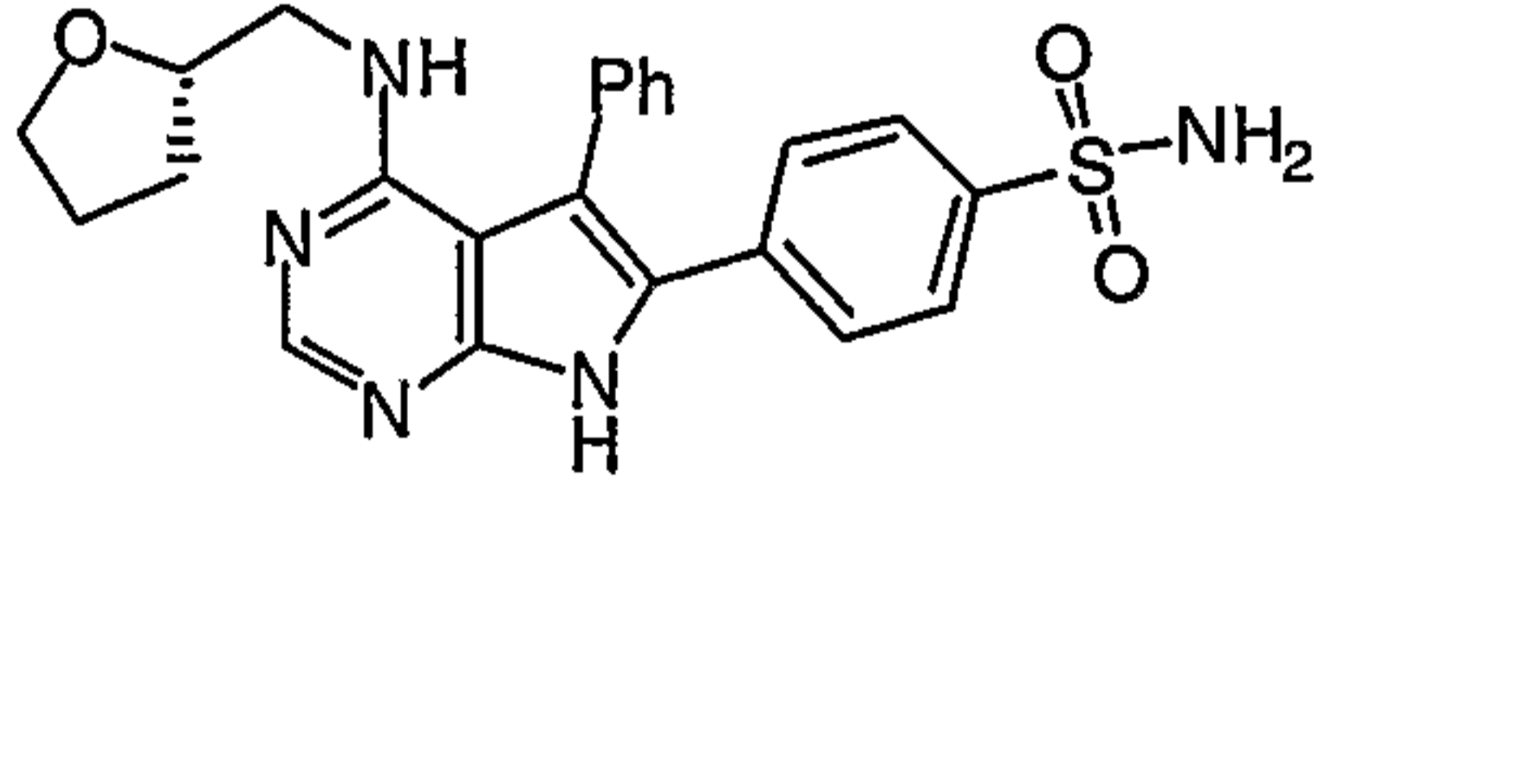
[0222] Compounds of the invention having useful activity as measured by K_i and IC_{50} are shown in Table 2.

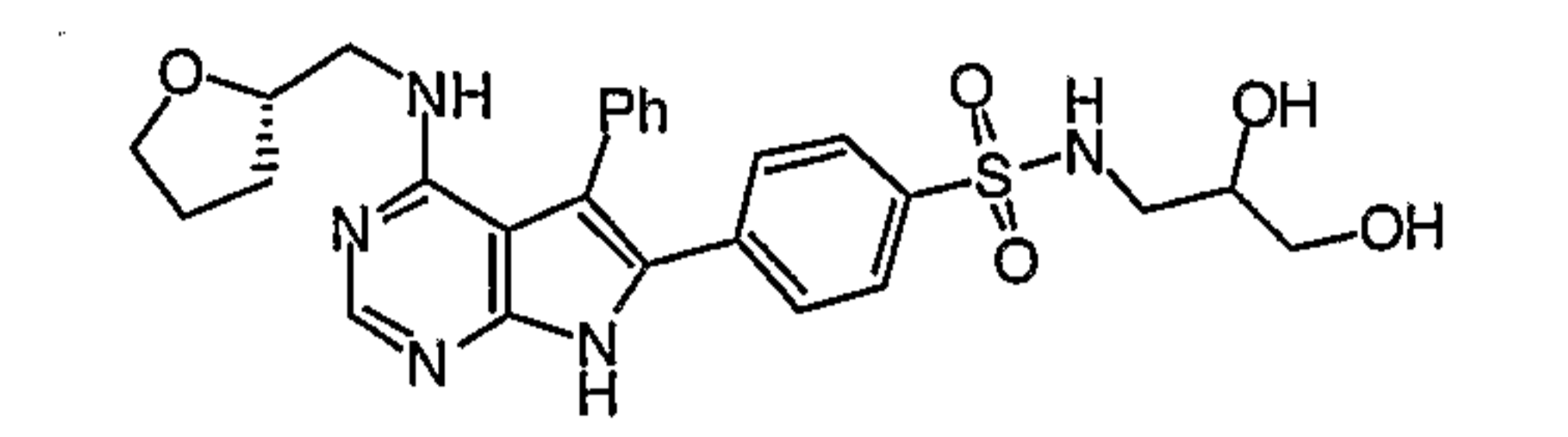
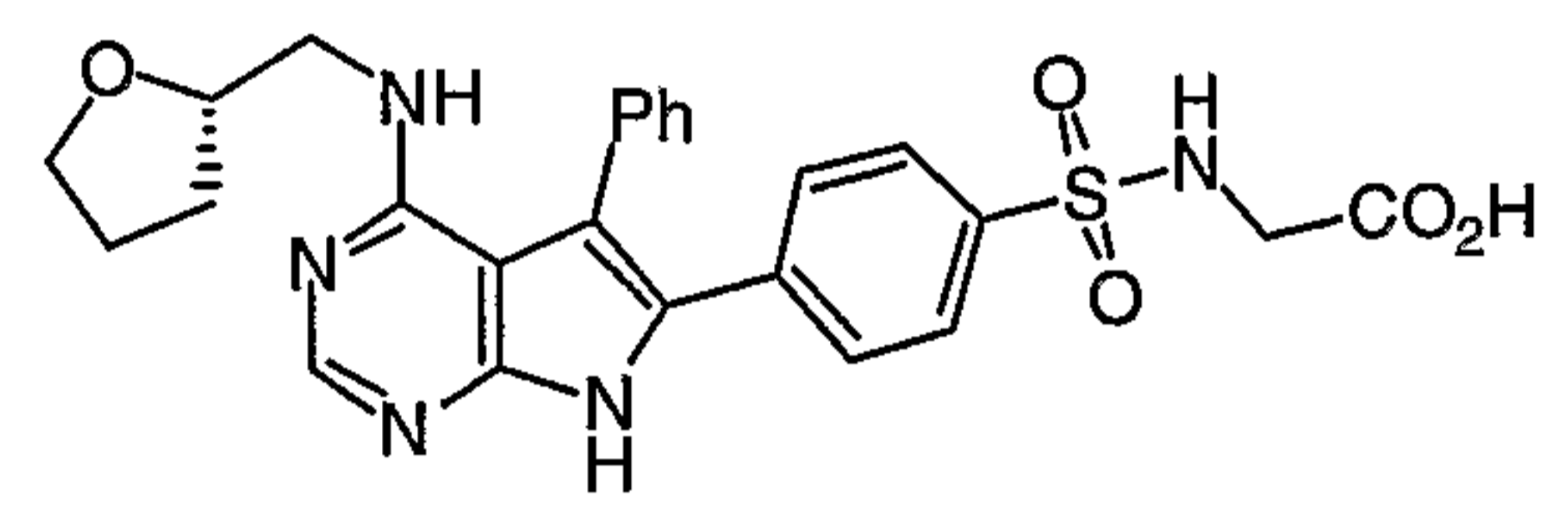
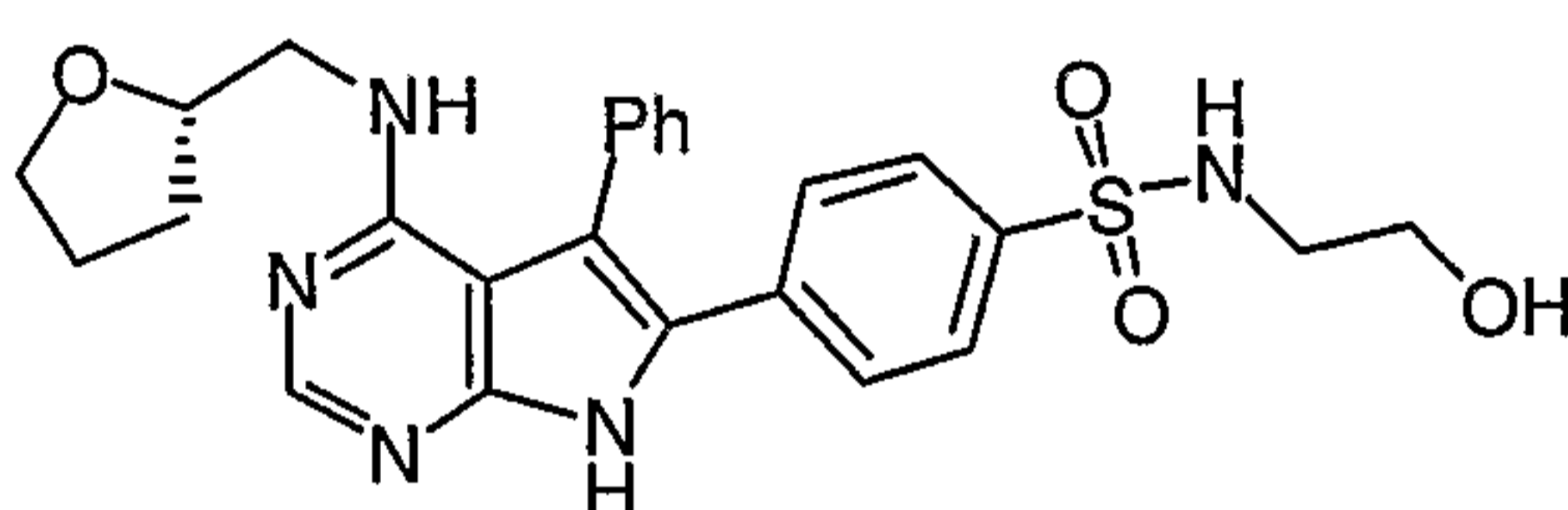
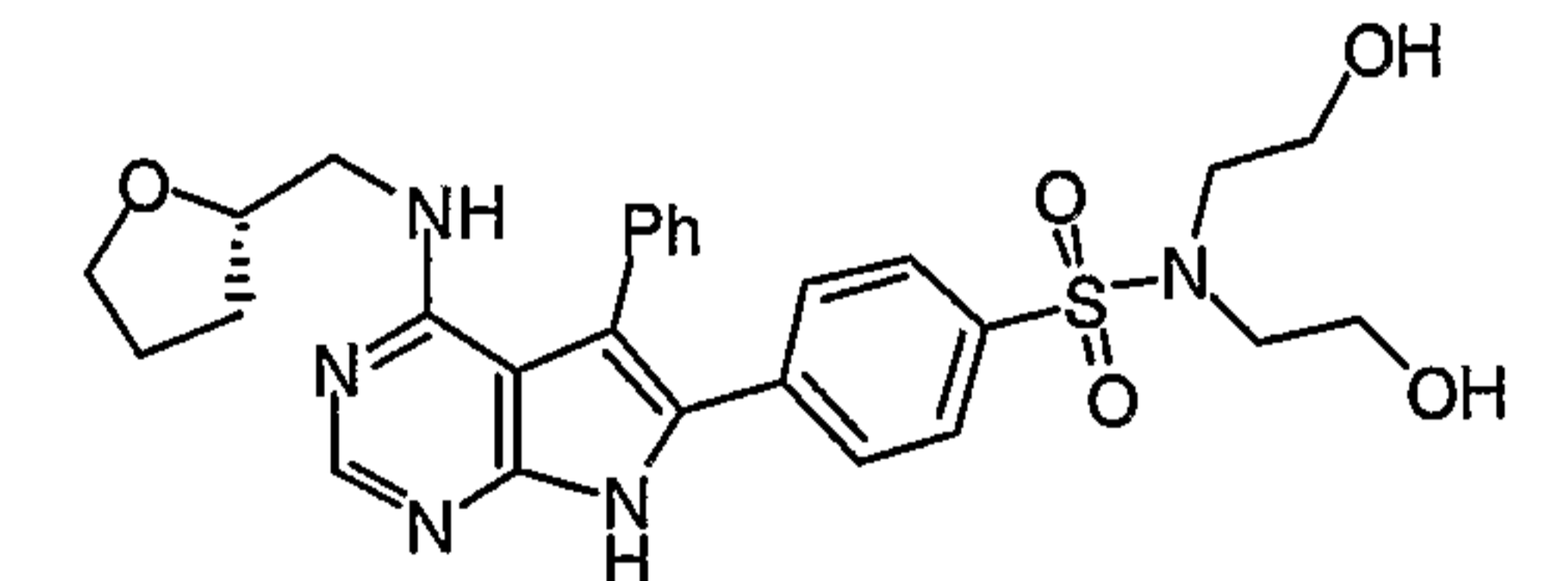
[0223] Table 2

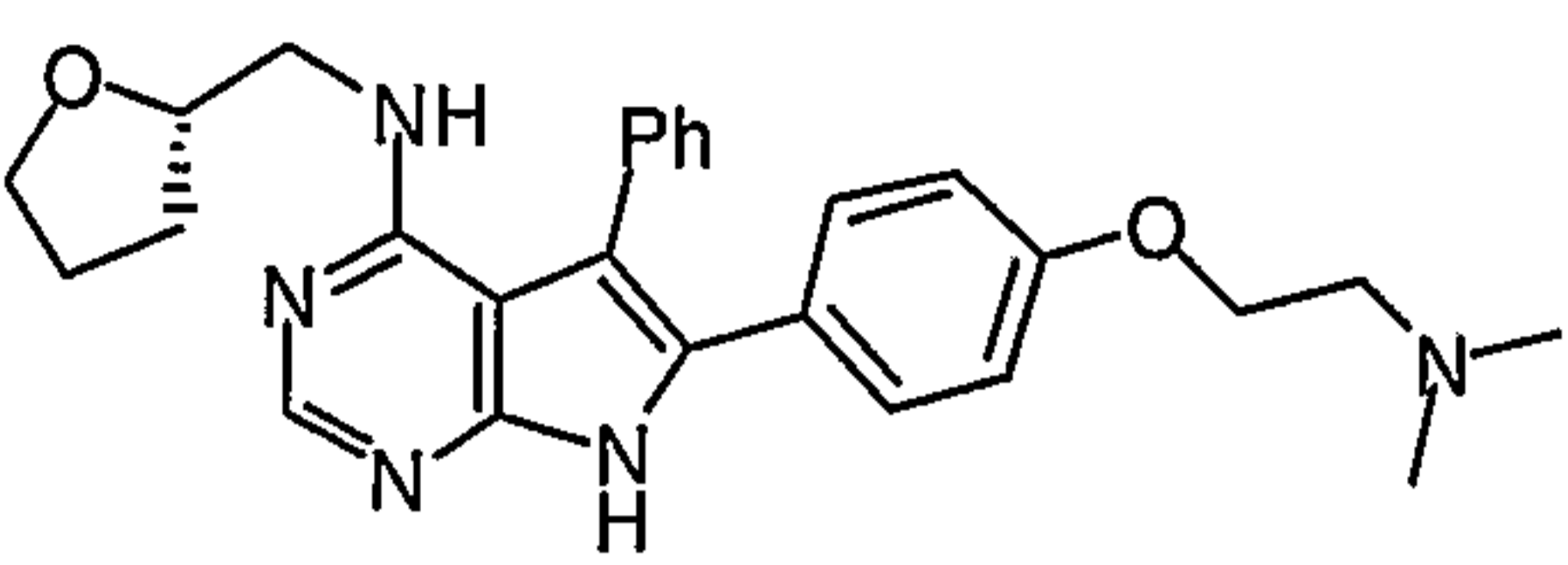
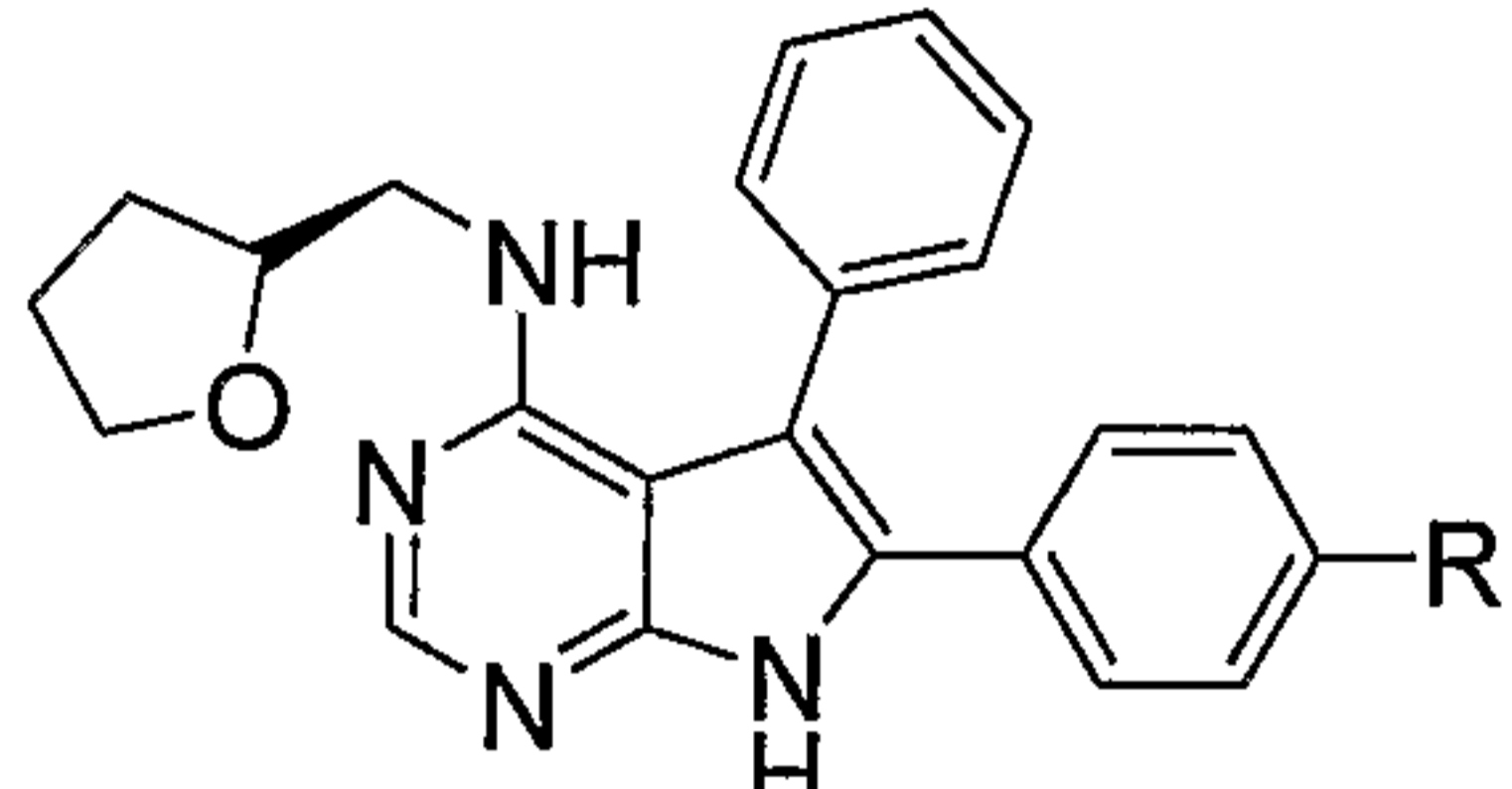
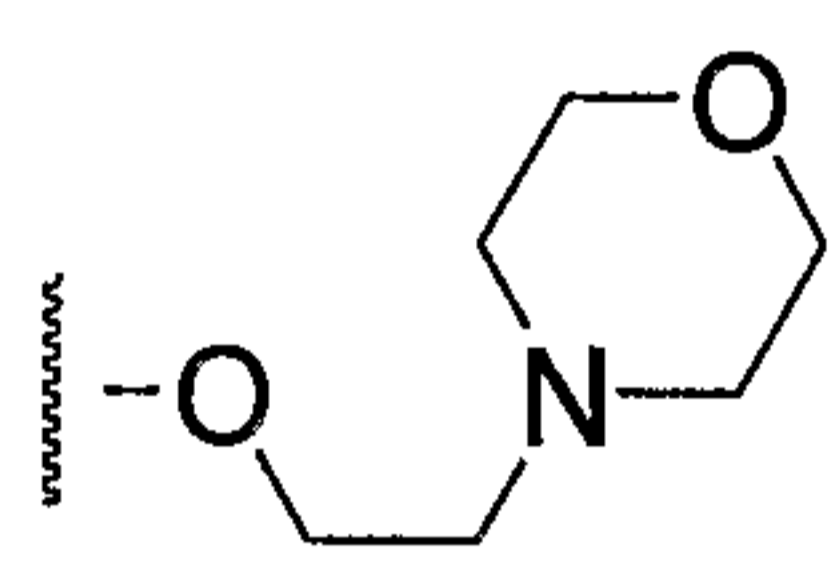
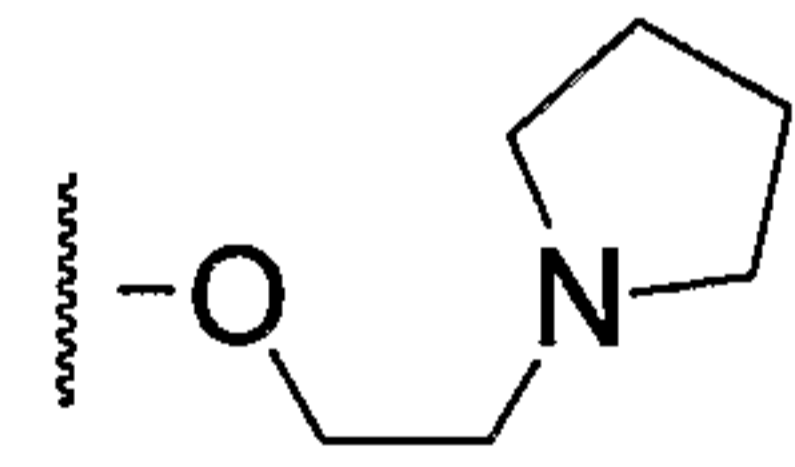
Ex	Structure	Name	Ack1 K_i	ACK1 Cell- based IC_{50}	Lck K_i
1		(5,6-Diphenyl-7H-pyrrolo[2,3-d]pyrimidin-4-yl)-(2-morpholin-4-ylethyl)-amine	++	+	++
2		(5,6-Diphenyl-7H-pyrrolo[2,3-d]pyrimidin-4-yl)-(tetrahydrofuran-2-ylmethyl)-amine	+++	+	+++
3		(5,6-Diphenyl-7H-pyrrolo[2,3-d]pyrimidin-4-yl)-(tetrahydrothiophen-2-ylmethyl)-amine	++	+	+++

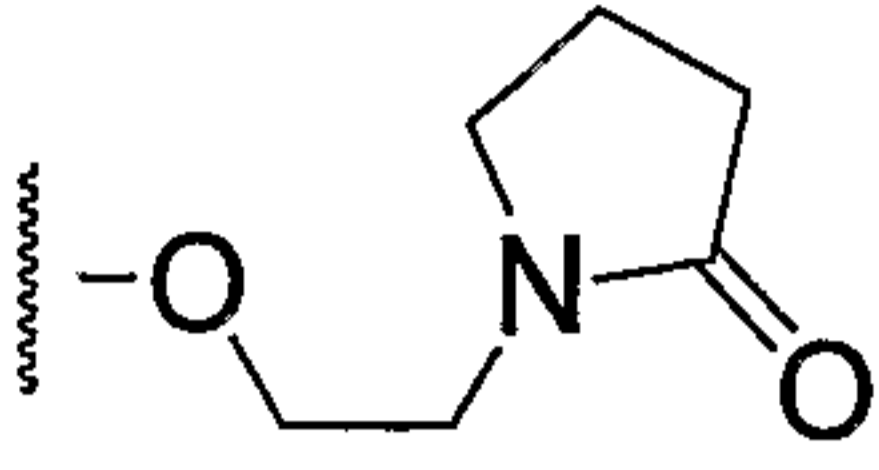
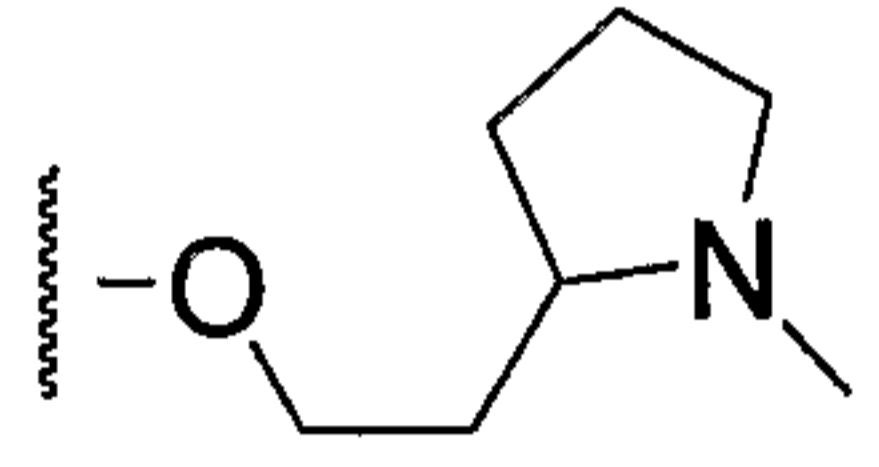
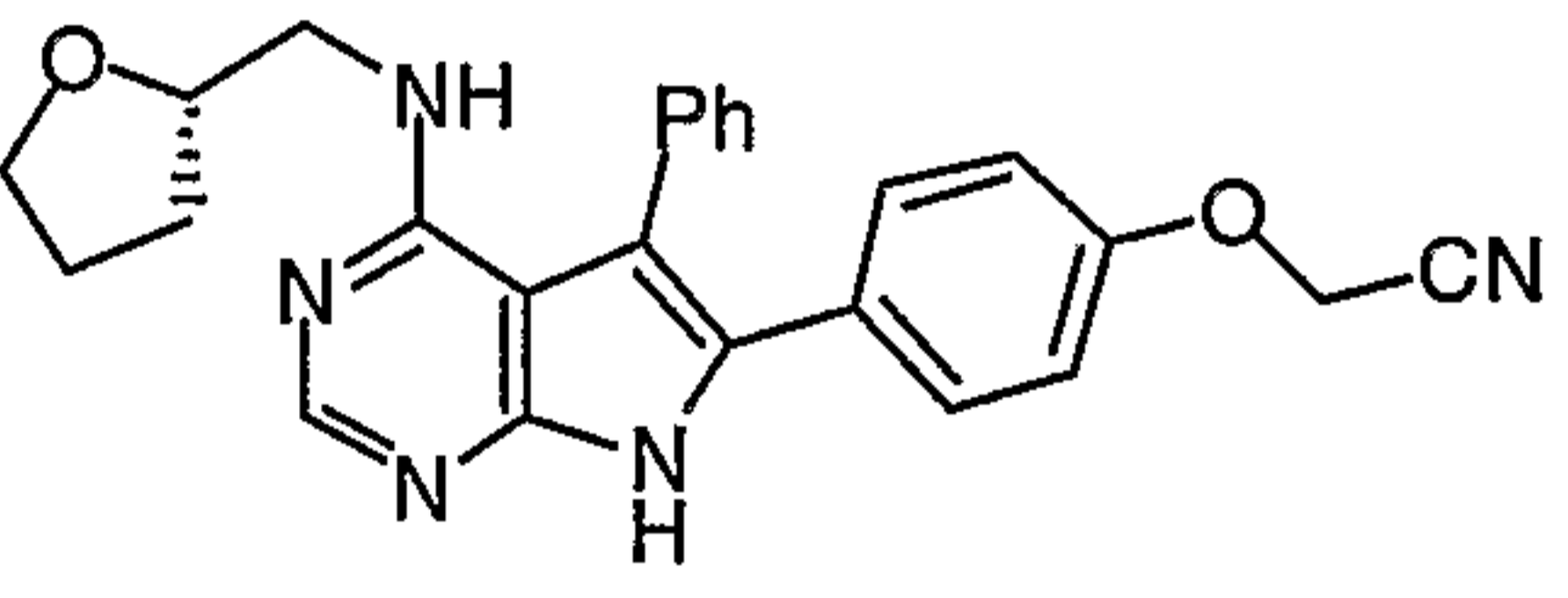
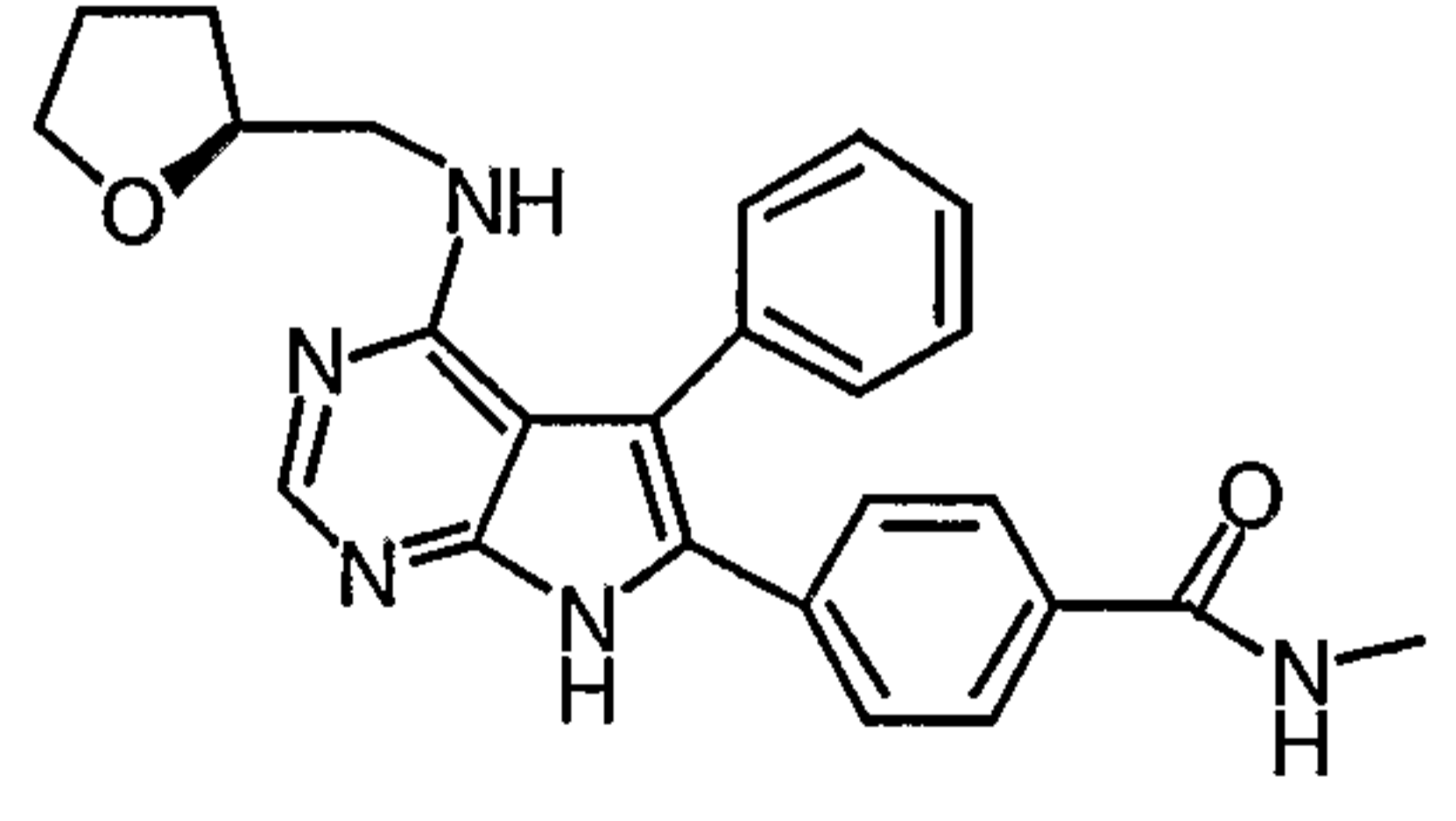
4		(5, 6-Diphenyl-7H-pyrrolo[2,3- <i>d</i>]pyrimidin-4-yl)-(tetrahydropyran-2-ylmethyl) amine	++	+	+++
5		<i>N,N</i> -Dimethyl-4-{5-phenyl-4-[(tetrahydro-furan-2-ylmethyl)-amino]-7 <i>H</i> -pyrrolo[2,3- <i>d</i>]pyrimidin-6-yl}-benzenesulfonamide	+++	++	+++
--		--	--	--	--
6	R = SO ₂ NHMe	<i>N</i> -Methyl-4-{5-phenyl-4-[(tetrahydrofuran-2-ylmethyl)-amino]-7 <i>H</i> -pyrrolo[2,3- <i>d</i>]pyrimidin-6-yl}-benzenesulfonamide	+++	++	+++
7	SO ₂ NEt ₂	<i>N,N</i> -Diethyl-4-{5-phenyl-4-[(tetrahydrofuran-2-ylmethyl)-amino]-7 <i>H</i> -pyrrolo[2,3- <i>d</i>]pyrimidin-6-yl}-benzenesulfonamide	+++	+	+++

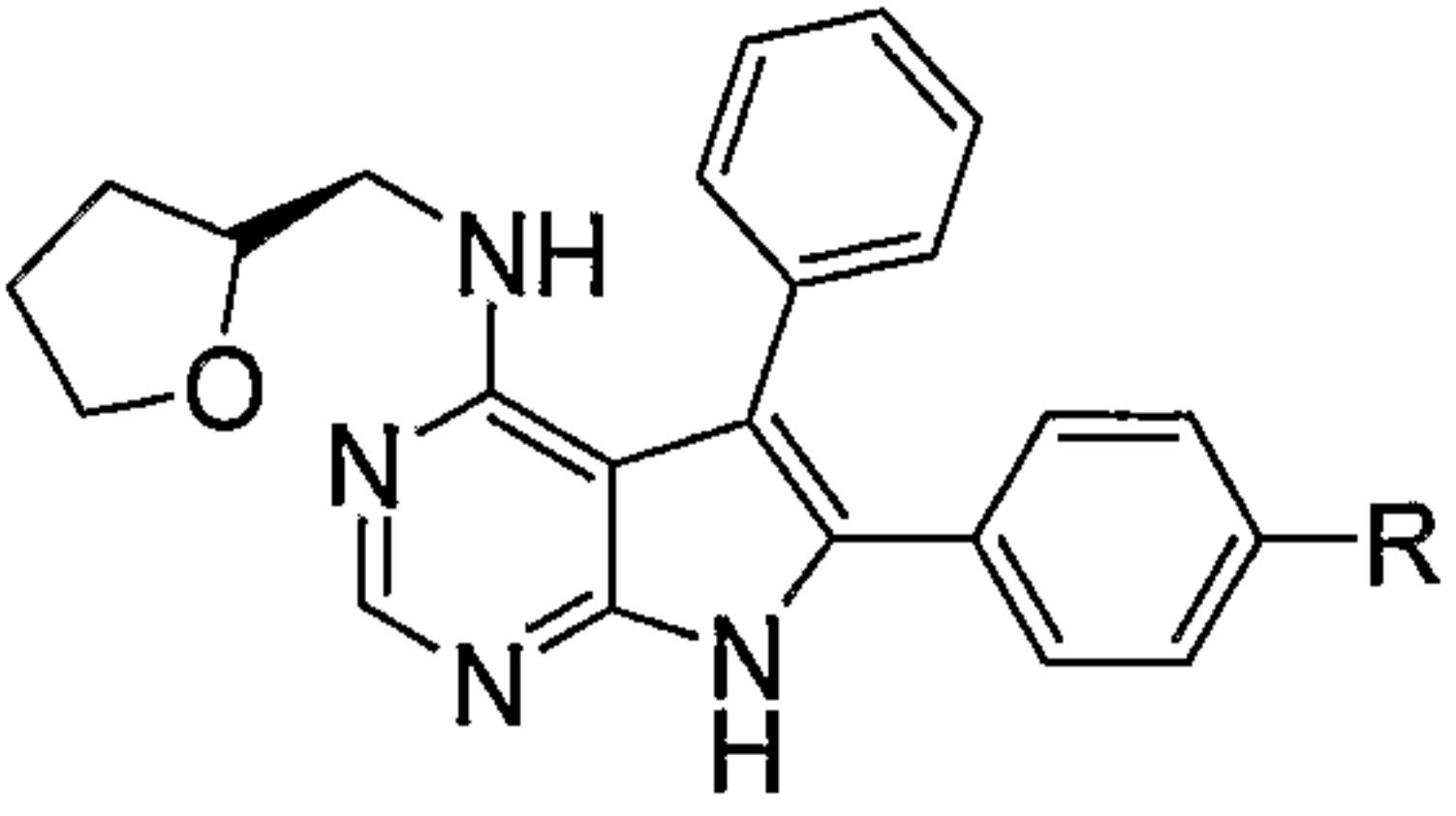
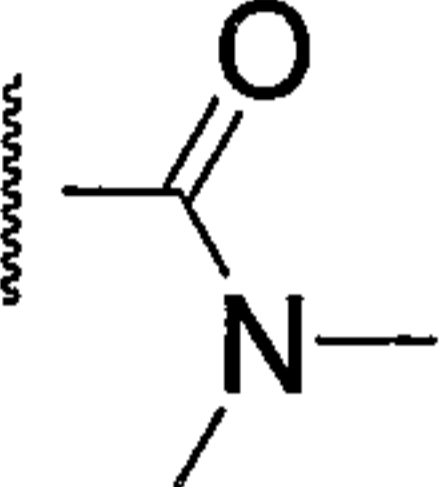
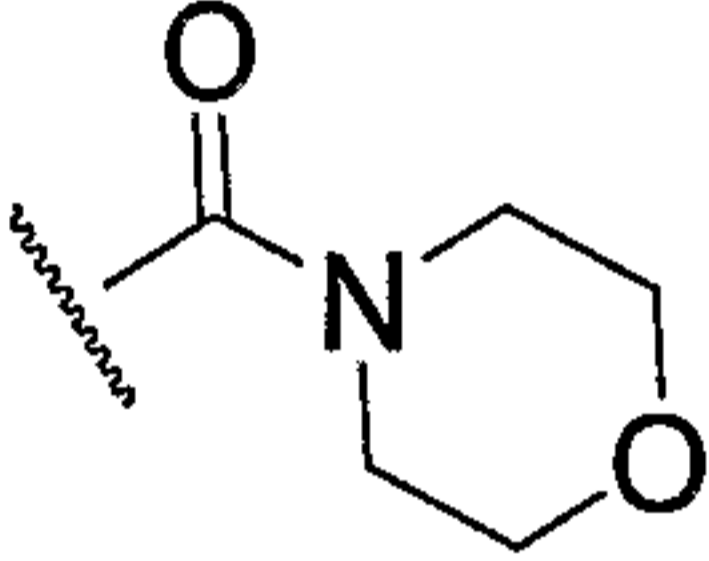
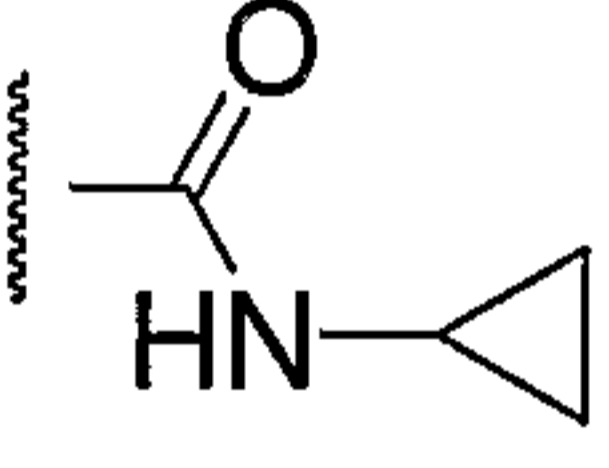
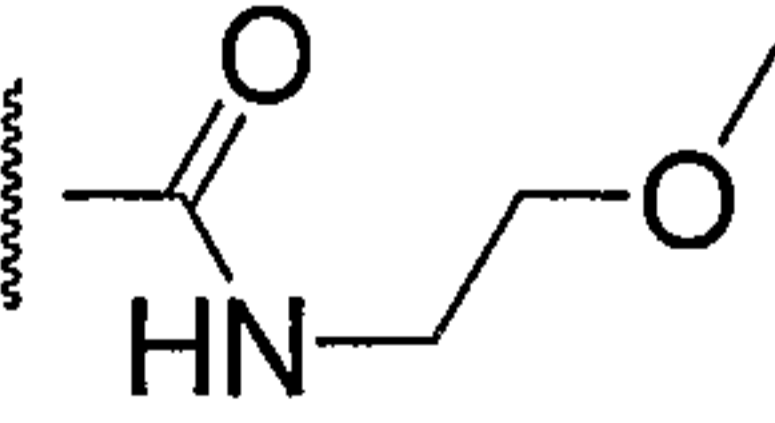
8		<i>N,N</i> -Bis-(2-methoxyethyl)-4-{5-phenyl-4-[(tetrahydrofuran-2-ylmethyl)-amino]-7 <i>H</i> -pyrrolo[2,3- <i>d</i>]pyrimidin-6-yl}-benzenesulfonamide	+++	+	+++
9		<i>N</i> -(2-Methoxyethyl)-4-{5-phenyl-4-[(tetrahydrofuran-2-ylmethyl)-amino]-7 <i>H</i> -pyrrolo[2,3- <i>d</i>]pyrimidin-6-yl}-benzenesulfonamide	+++	++	+++
10		{6-[4-(Morpholin-4-sulfonyl)-phenyl]-5-phenyl-7 <i>H</i> -pyrrolo[2,3- <i>d</i>]pyrimidin-4-yl}-(tetrahydrofuran-2-ylmethyl)-amine	+++	+	+++
11		<i>N</i> -(2-Morpholin-4-yl-ethyl)-4-{5-phenyl-4-[(tetrahydrofuran-2-ylmethyl)-amino]-7 <i>H</i> -pyrrolo[2,3- <i>d</i>]pyrimidin-6-yl}-benzenesulfonamide	+++	++	+++

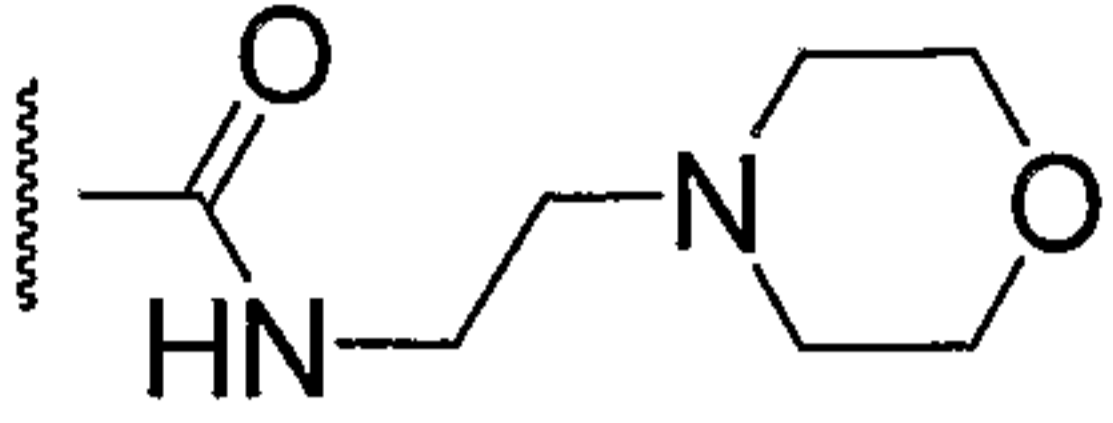
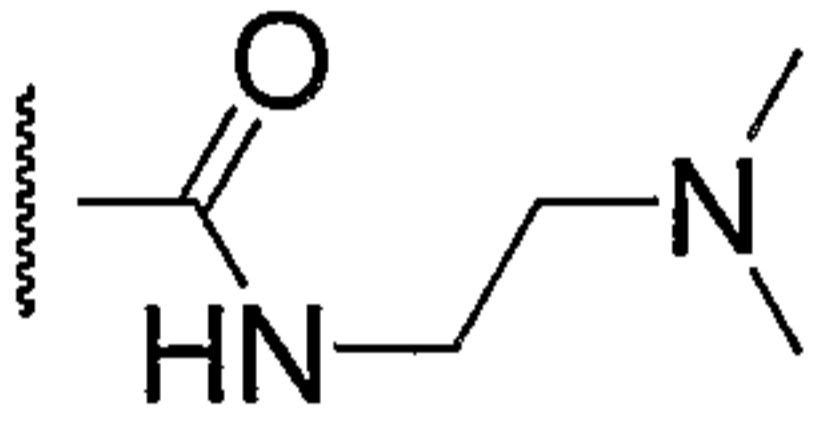
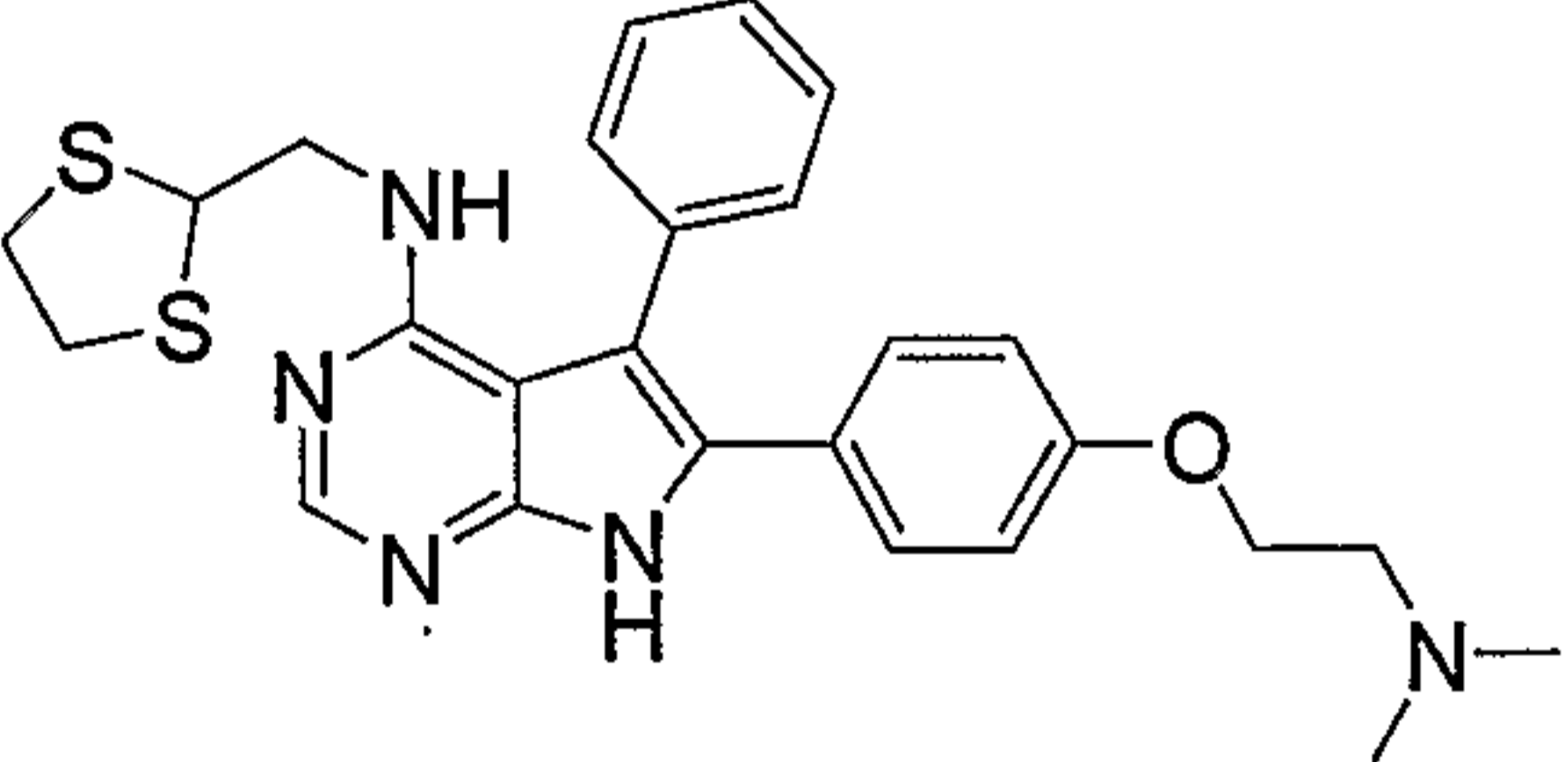
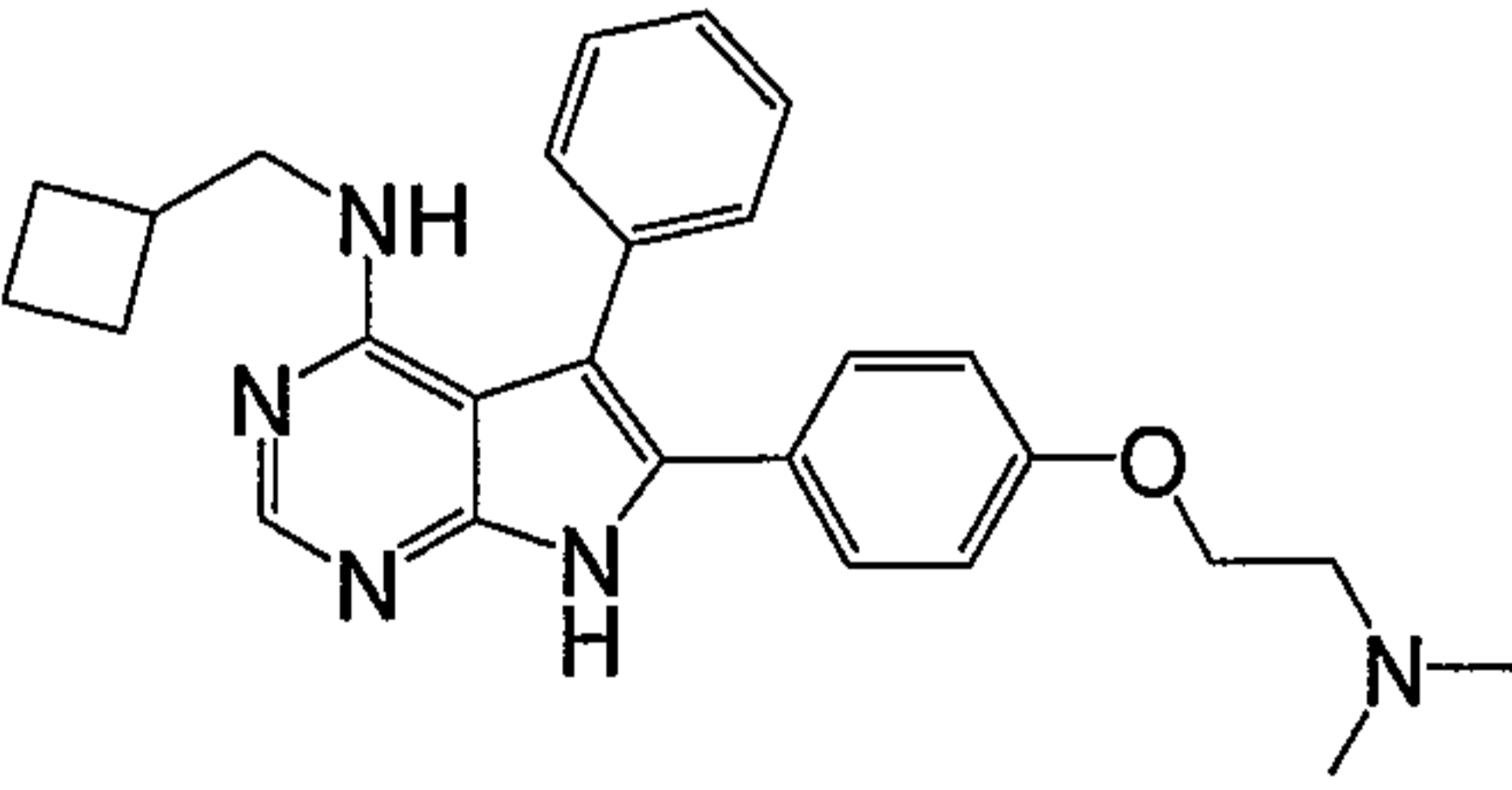
12		<p><i>N</i>-Allyl-4-phenyl-4-[(tetrahydro-furan-2-ylmethyl)-amino]-7<i>H</i>-pyrrolo[2,3-<i>d</i>]pyrimidin-6-yl}-benzenesulfonamide</p>	+++	+	+++
13		<p>(4-{5-Phenyl-4-[(tetrahydrofuran-2-ylmethyl)-amino]-7<i>H</i>-pyrrolo[2,3-<i>d</i>]pyrimidin-6-yl}-benzenesulfonylamino)-acetic acid <i>tert</i>-butyl ester</p>	++	+	++
14		<p>[Ethoxycarbonylmethyl-(4-{5-phenyl-4-[(tetrahydrofuran-2-ylmethyl)-amino]-7<i>H</i>-pyrrolo[2,3-<i>d</i>]pyrimidin-6-yl}-benzenesulfonyl)-amino]-acetic acid ethyl ester</p>	+++	+	++
15		<p>4-{5-Phenyl-4-[(tetrahydrofuran-2-ylmethyl)-amino]-7<i>H</i>-pyrrolo[2,3-<i>d</i>]pyrimidin-6-yl}-benzenesulfonamide</p>	+++	+	++

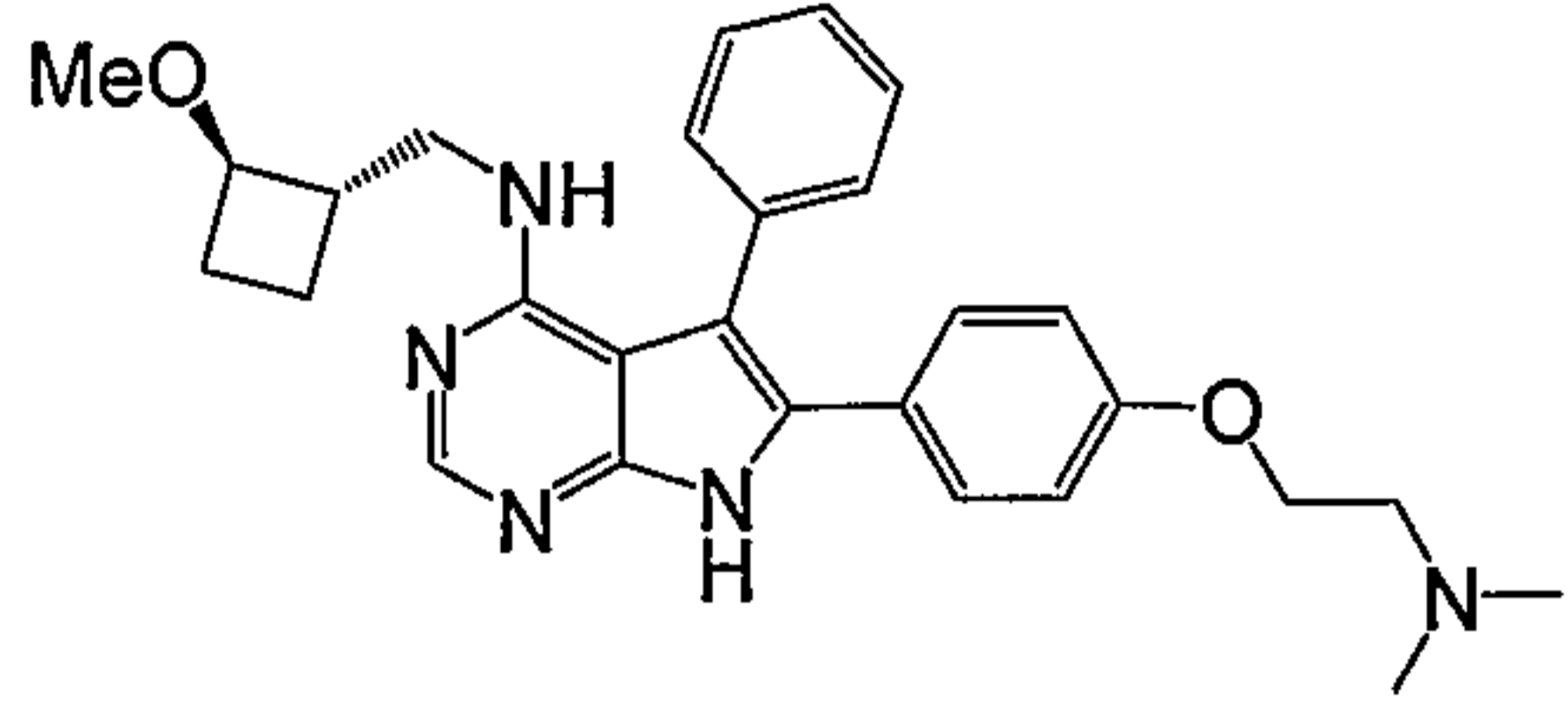
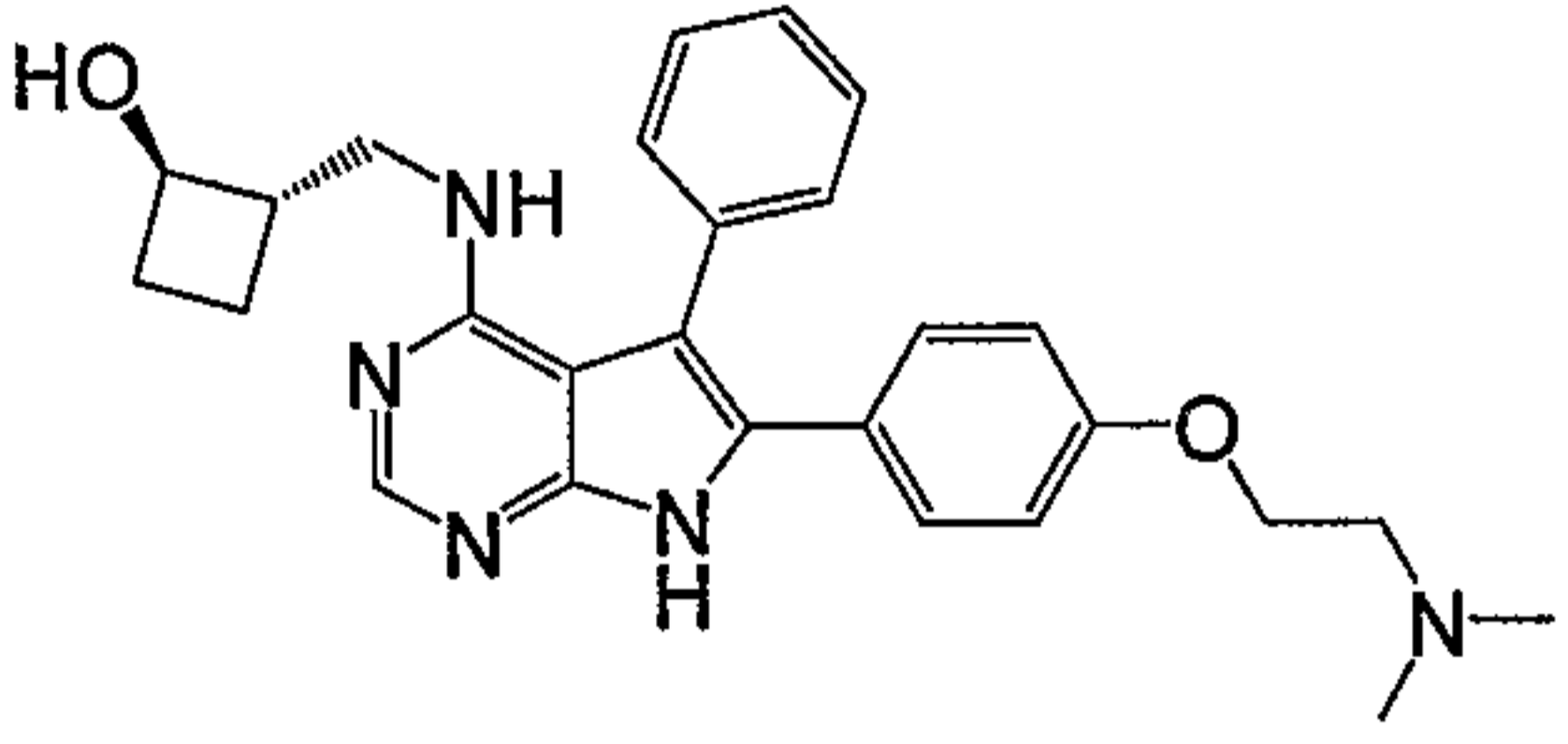
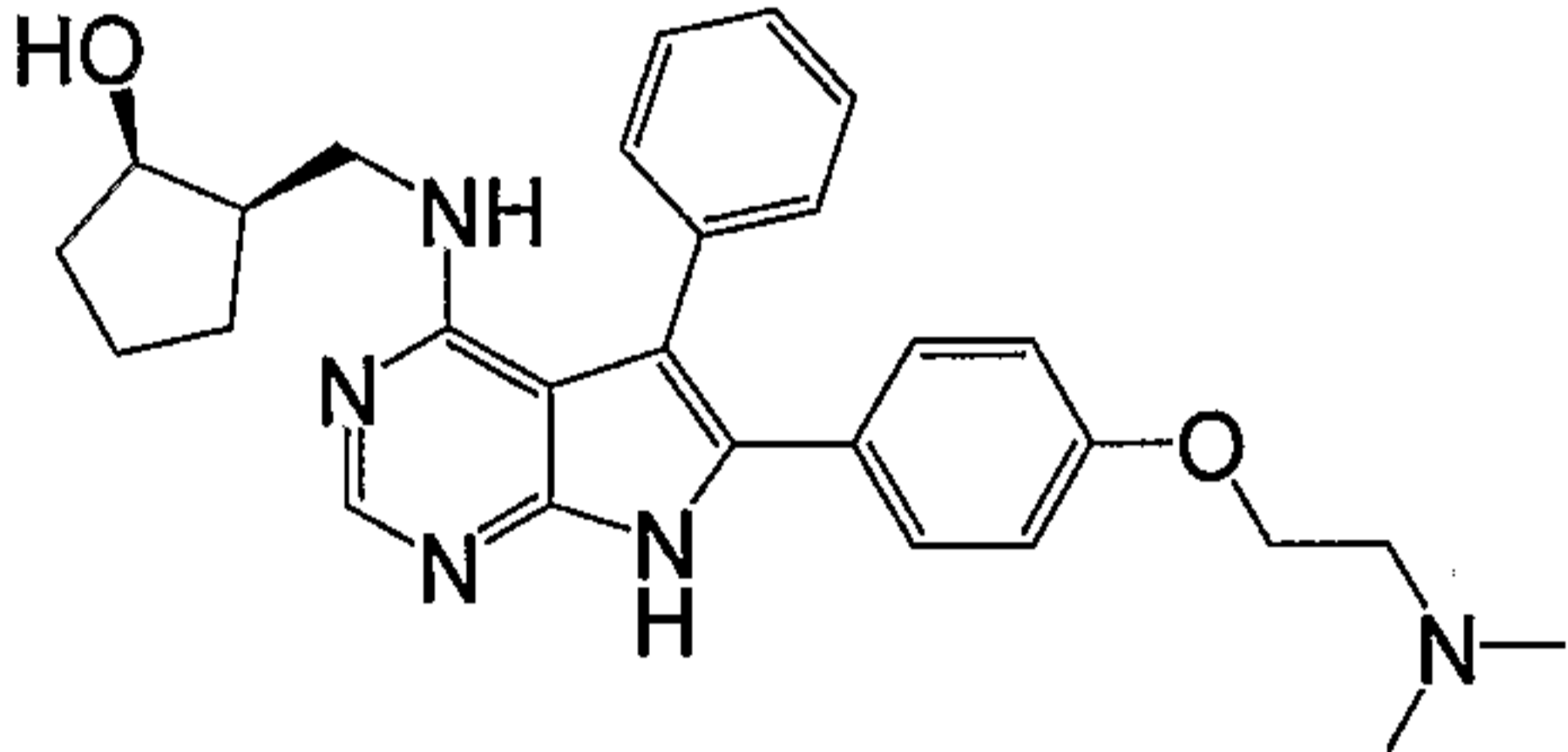
16		<i>N</i> -(2,3-dihydroxypropyl)-4-{5-phenyl-4-[(tetrahydrofuran-2-ylmethyl)-amino]-7 <i>H</i> -pyrrolo[2,3- <i>d</i>]pyrimidin-6-yl}-benzenesulfonamide	+++	+	+++
17		4-[(Tetrahydrofuran-2-ylmethyl)-amino]-7 <i>H</i> -pyrrolo[2,3- <i>d</i>]pyrimidin-6-yl}-benzenesulfonylamino)-acetic acid	+++	+	++
18		<i>N</i> -(2-Hydroxyethyl)-4-{5-phenyl-4-[(tetrahydrofuran-2-ylmethyl)-amino]-7 <i>H</i> -pyrrolo[2,3- <i>d</i>]pyrimidin-6-yl}-benzenesulfonamide	+++	+	+++
19		<i>N,N</i> -Bis-(2-hydroxyethyl)-4-{5-phenyl-4-[(tetrahydrofuran-2-ylmethyl)-amino]-7 <i>H</i> -pyrrolo[2,3- <i>d</i>]pyrimidin-6-yl}-benzenesulfonamide	+++	+	+++

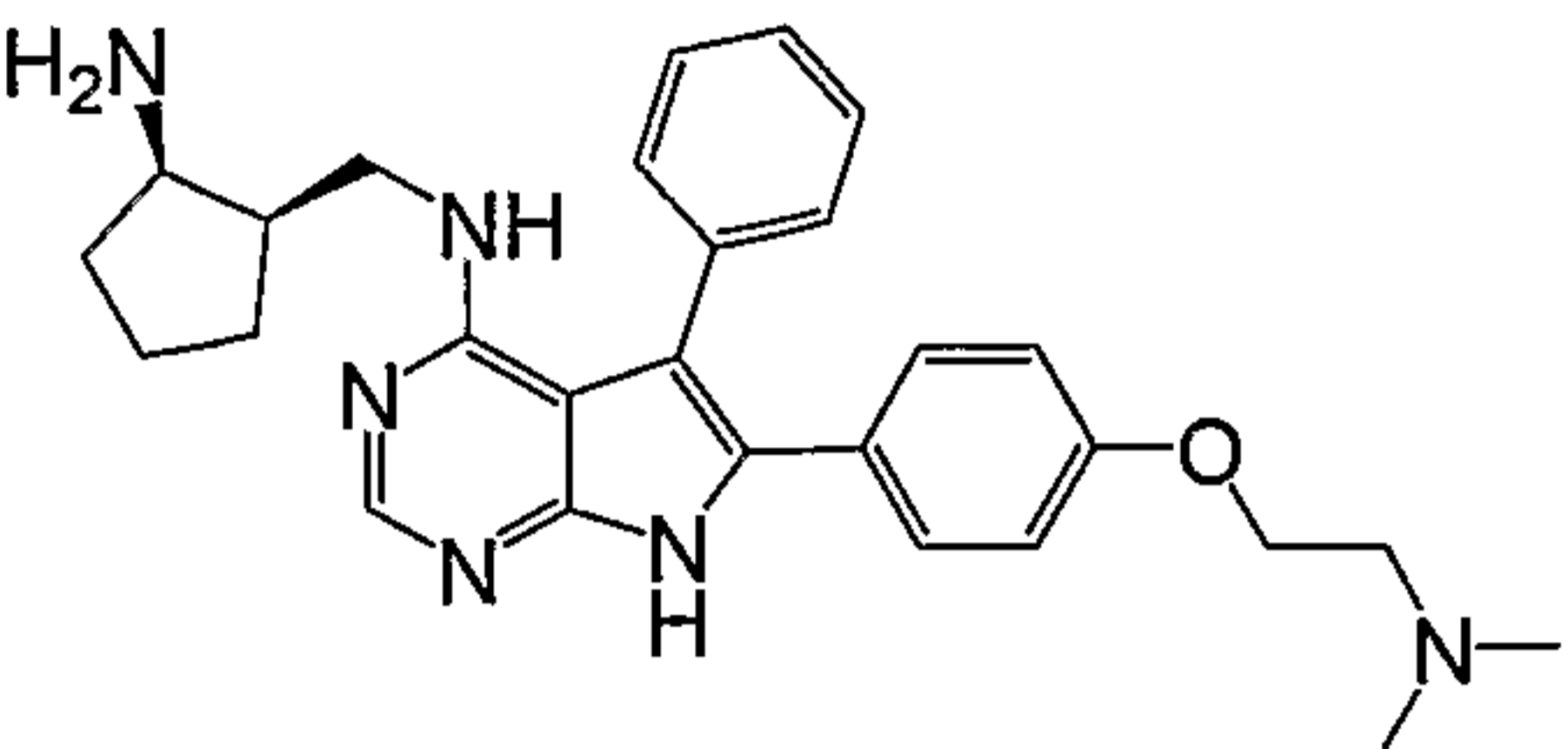
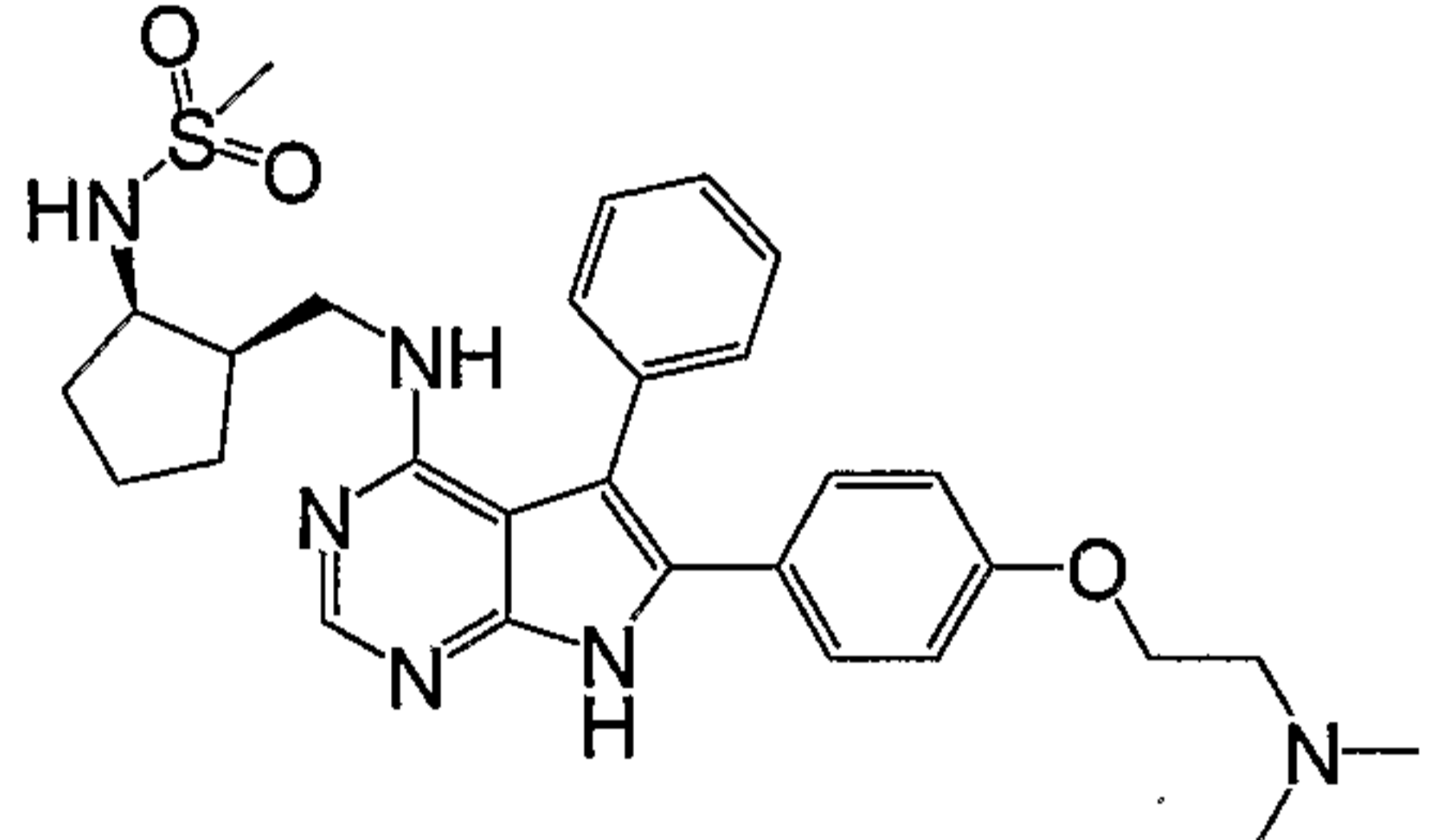
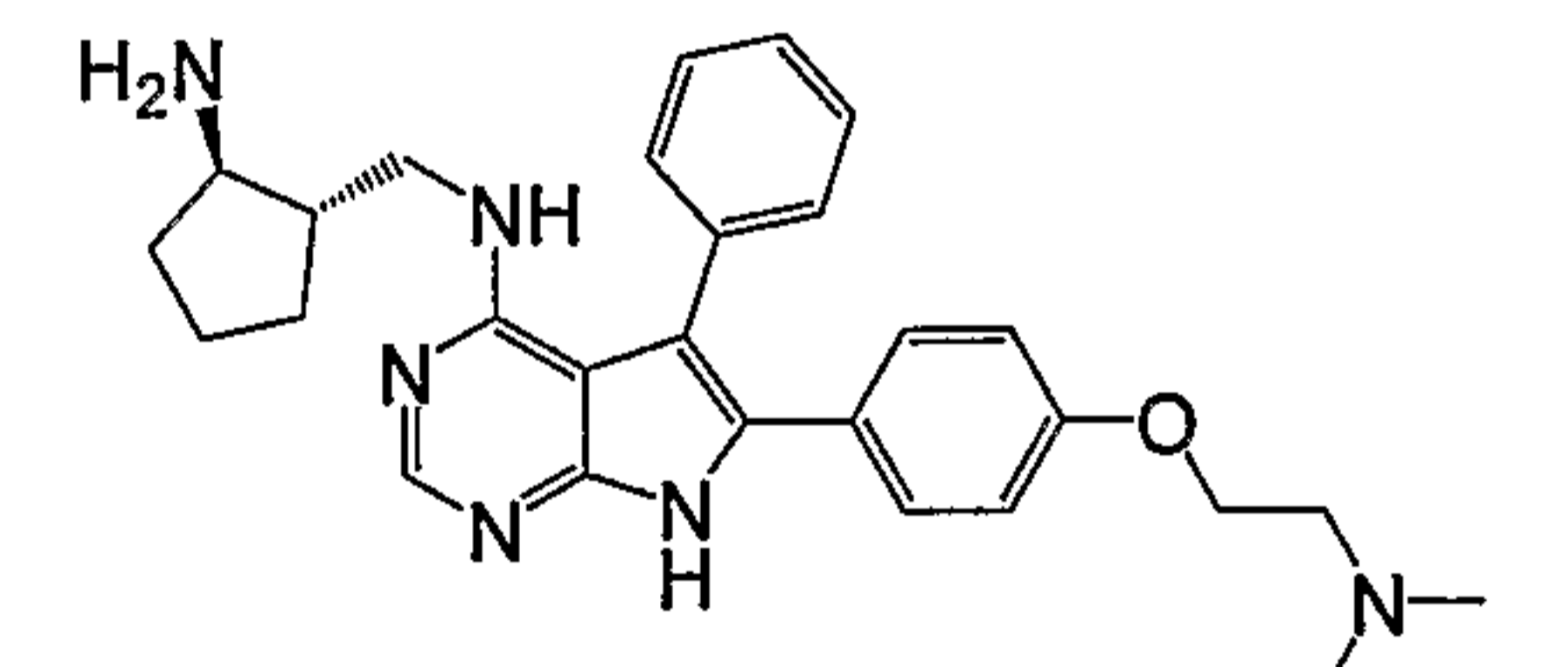
20		{6-[4-(2-Dimethylaminoethoxy)-phenyl]-5-phenyl-7H-pyrrolo[2,3- <i>d</i>]pyrimidin-4-yl}-(tetrahydro-furan-2-ylmethyl)-amine	+++	++	+++
--		--	--	--	--
21		{6-[4-(2-Morpholin-4-yl-ethoxy)-phenyl]-5-phenyl-7H-pyrrolo[2,3- <i>d</i>]pyrimidin-4-yl}-(tetrahydro-furan-2-ylmethyl)-amine	+++	++	+++
22		{5-Phenyl-6-[4-(2-pyrrolidin-1-yl-ethoxy)-phenyl]-7H-pyrrolo[2,3- <i>d</i>]pyrimidin-4-yl}-(tetrahydrofuran-2-ylmethyl)-amine	+++	++	+++

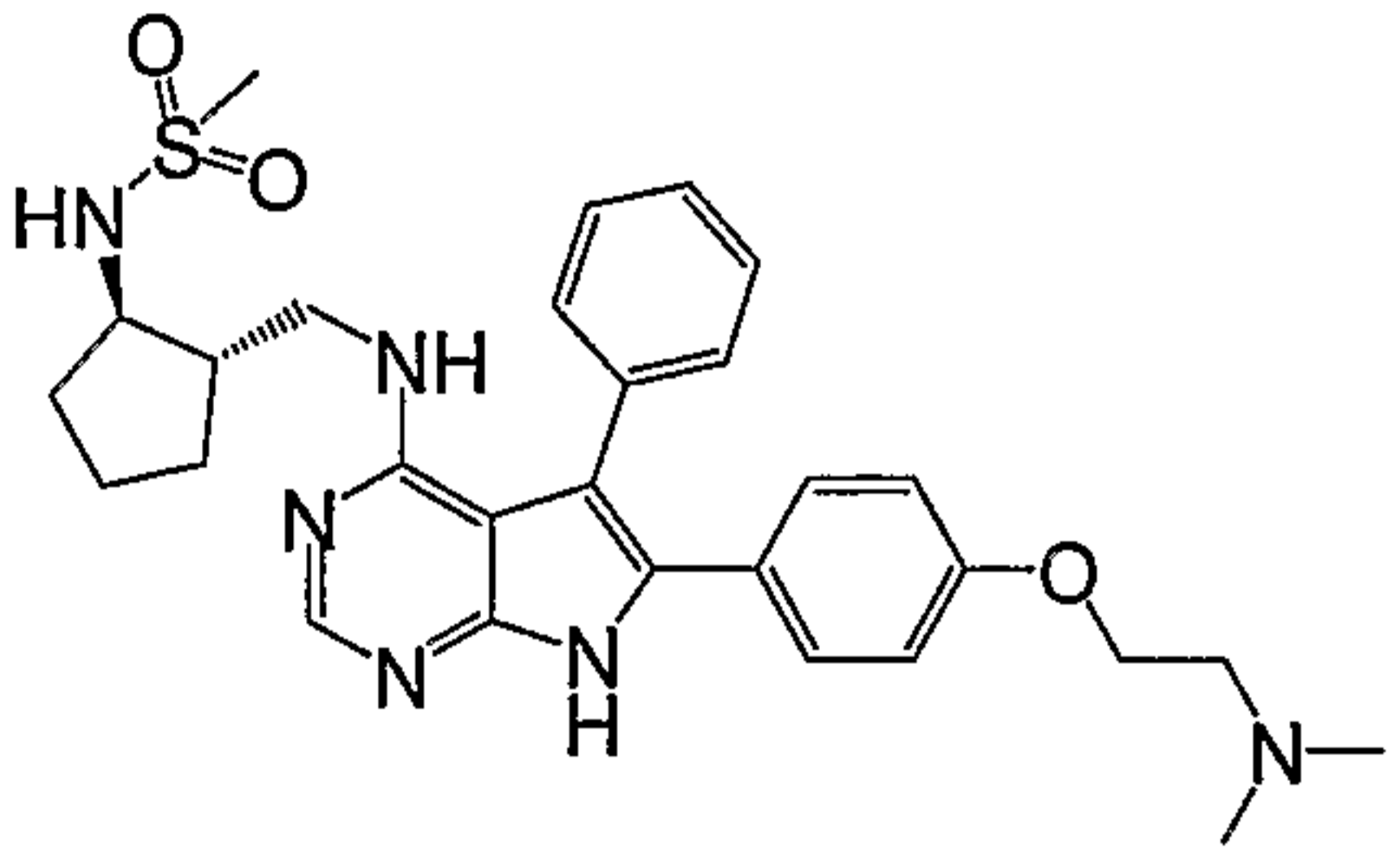
23		1-[2-(4-{5-Phenyl-4-[(tetrahydrofuran-2-ylmethyl)-amino]-7H-pyrrolo[2,3-d]pyrimidin-6-yl}-phenoxy)-ethyl]-pyrrolidin-2-one	+++	++	+++
24		(6-{4-[2-(1-Methylpyrrolidin-2-yl)-ethoxy]-phenyl}-5-phenyl-7H-pyrrolo[2,3-d]pyrimidin-4-yl)-(tetrahydrofuran-2-ylmethyl)-amine	++	+	++
25		(4-{5-Phenyl-4-[(tetrahydrofuran-2-ylmethyl)-amino]-7H-pyrrolo[2,3-d]pyrimidin-6-yl}-phenoxy)-acetonitrile	+++	++	++
26		N-Methyl-4-{5-phenyl-4-[(tetrahydrofuran-2-ylmethyl)-amino]-7H-pyrrolo[2,3-d]pyrimidin-6-yl}-benzamide	+++	++	+++

--		--	--	--	--
27		<i>N,N</i> -Dimethyl-4-{5-phenyl-4-[(tetrahydrofuran-2-ylmethyl)-amino]-7 <i>H</i> -pyrrolo[2,3- <i>d</i>]pyrimidin-6-yl}-benzamide	+++	++	+++
28		Morpholin-4-yl-(4-{5-phenyl-4-[(tetrahydrofuran-2-ylmethyl)-amino]-7 <i>H</i> -pyrrolo[2,3- <i>d</i>]pyrimidin-6-yl}-phenyl)-methanone	+++	++	+
29		<i>N</i> -Cyclopropyl-4-{5-phenyl-4-[(tetrahydrofuran-2-ylmethyl)-amino]-7 <i>H</i> -pyrrolo[2,3- <i>d</i>]pyrimidin-6-yl}-benzamide	+++	++	+++
30		<i>N</i> -(2-Methoxyethyl)-4-{5-phenyl-4-[(tetrahydrofuran-2-ylmethyl)-amino]-7 <i>H</i> -pyrrolo[2,3- <i>d</i>]pyrimidin-6-yl}-benzamide	+++	++	+++

31		<p><i>N</i>-(2-Morpholin-4-yl-ethyl)-4-{5-phenyl-4-[(tetrahydrofuran-2-ylmethyl)-amino]-7<i>H</i>-pyrrolo[2,3-<i>d</i>]pyrimidin-6-yl}-benzamide</p>	+++	+	+++
32		<p><i>N</i>-(2-Dimethylamino-ethyl)-4-{5-phenyl-4-[(tetrahydrofuran-2-ylmethyl)-amino]-7<i>H</i>-pyrrolo[2,3-<i>d</i>]pyrimidin-6-yl}-benzamide</p>	+++	++	+++
33		<p>{6-[4-(2-Dimethylaminoethoxy)-phenyl]-5-phenyl-7<i>H</i>-pyrrolo[2,3-<i>d</i>]pyrimidin-4-yl}-[1,3]dithiolan-2-ylmethyl-amine</p>	+++	+++	+++
34		<p>Cyclobutylmethyl-{6-[4-(2-dimethylaminoethoxy)-phenyl]-5-phenyl-7<i>H</i>-pyrrolo[2,3-<i>d</i>]pyrimidin-4-yl}-amine</p>	++	+	+++

35		<i>trans</i> -{6-[4-(2-Dimethylaminoethoxy)-phenyl]-5-phenyl-7 <i>H</i> -pyrrolo[2,3- <i>d</i>]pyrimidin-4-yl}- (2-methoxy-cyclobutylmethyl)- amine	++	+	+++
36		<i>trans</i> -2-({6-[4-(2-Dimethylaminoethoxy)-phenyl]-5-phenyl-7 <i>H</i> -pyrrolo[2,3- <i>d</i>]pyrimidin-4-ylamino}-methyl)- cyclobutanol	++	+	nd
37		<i>cis</i> -2-({6-[4-(2-Dimethylaminoethoxy)-phenyl]-5-phenyl-7 <i>H</i> -pyrrolo[2,3- <i>d</i>]pyrimidin-4-ylamino}-methyl)- cyclopentanol	++	+	+++

38		<i>cis</i> -(2-Amino-cyclopentylmethyl)-{6-[4-(2-dimethylamino-ethoxy)-phenyl]-5-phenyl-7 <i>H</i> -pyrrolo[2,3- <i>d</i>]pyrimidin-4-yl}-amine	+	+	++
39		<i>cis</i> - <i>N</i> -[2-({6-[4-(2-Dimethylamino-ethoxy)-phenyl]-5-phenyl-7 <i>H</i> -pyrrolo[2,3- <i>d</i>]pyrimidin-4-ylamino}-methyl)-cyclopentyl]-methanesulfonamide	+	+	+++
40		<i>trans</i> -(2-Amino-cyclopentylmethyl)-{6-[4-(2-dimethylamino-ethoxy)-phenyl]-5-phenyl-7 <i>H</i> -pyrrolo[2,3- <i>d</i>]pyrimidin-4-yl}-amine	+	+	+++

41		<i>trans-N</i> -[2-({6-[4-(2-Dimethylaminoethoxy)-phenyl]-5-phenyl-7 <i>H</i> -pyrrolo[2,3- <i>d</i>]pyrimidin-4-ylamino}-methyl)-cyclopentyl]-methanesulfonamide	++	+	+++
----	---	--	----	---	-----

[0224] Legend: “+” represents: IC₅₀ value > 0.1 μM

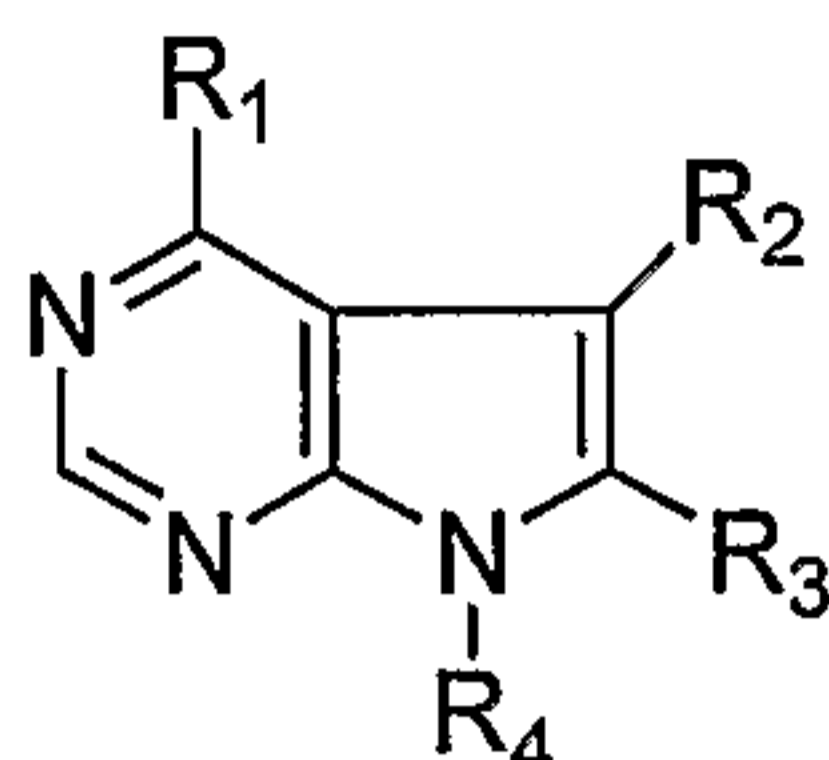
“++” represents: 0.1 μM > IC₅₀ value > 0.01 μM

“+++” represents: IC₅₀ value < 0.01 μM

[0225] It is understood that the invention is not limited to the embodiments set forth herein for illustration, but embraces all such forms thereof as come within the scope of the following claims.

WHAT IS CLAIMED IS:

1. A compound having the structure:



including stereoisomers thereof, tautomers thereof, solvates thereof, and pharmaceutically acceptable salts thereof, wherein:

R_1 is $-OR_5$, $-SR_5$, or $-NHR_5$;

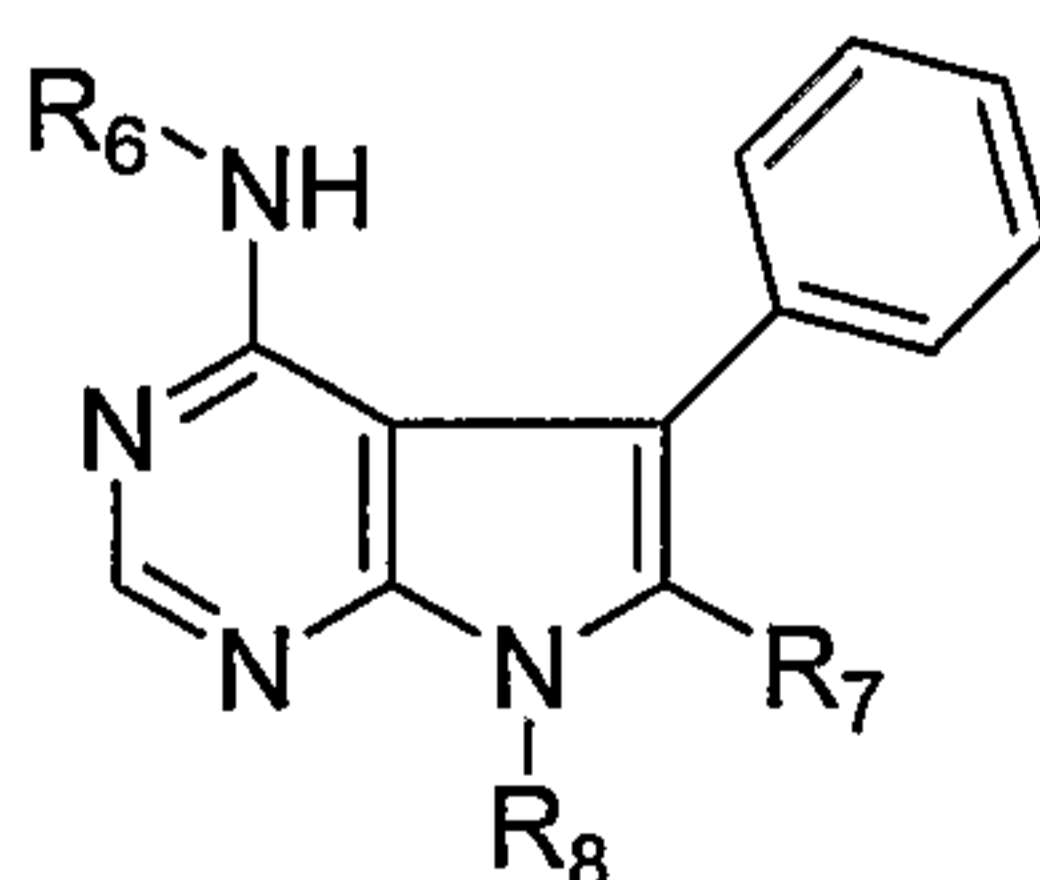
R_2 and R_3 independently are aryl, substituted aryl, heteroaryl, substituted heteroaryl, cycloalkyl, substituted cycloalkyl, cycloheteroalkyl, substituted cycloheteroalkyl, arylalkyl, substituted arylalkyl, (heteroaryl)alkyl, substituted (heteroaryl)alkyl, (cycloalkyl)alkyl, substituted (cycloalkyl)alkyl, (cycloheteroalkyl)alkyl, or substituted (cycloheteroalkyl)alkyl;

R_4 is hydrogen, alkyl, substituted alkyl, alkylcarbonyl, substituted alkylcarbonyl, arylcarbonyl, substituted arylcarbonyl, arylalkylcarbonyl, substituted arylalkylcarbonyl, alkylsulfonyl, substituted alkylsulfonyl, arylsulfonyl, substituted arylsulfonyl, arylalkylsulfonyl, substituted arylalkylsulfonyl, trialkylsilyl, substituted trialkylsilyl, triarylalkylsilyl, substituted triarylalkylsilyl, formyl, diarylthiophosphinyl, or substituted diarylthiophosphinyl; and

R_5 is a (cycloheteroalkyl)alkyl or substituted (cycloheteroalkyl)alkyl moiety, wherein the cycloheteroalkyl portion of said moiety is a saturated ring.

2. The compound of claim 1, wherein R_1 is $-NHR_5$.
3. The compound of claim 2, wherein R_2 and R_3 independently are aryl, substituted aryl, heteroaryl, or substituted heteroaryl.
4. The compound of claim 3, wherein R_2 and R_3 independently are aryl or substituted aryl.

5. The compound of claim 4, wherein R₂ and R₃ independently are phenyl or substituted phenyl.
6. The compound of claim 5, wherein R₂ and R₃ are phenyl.
7. The compound of claim 5, wherein R₂ is phenyl.
8. The compound of claim 7, wherein R₃ is phenyl substituted with a moiety selected from the group consisting of: alkylaminosulfonyl, dialkylaminosulfonyl, (heterocycloalkyl)alkylaminosulfonyl, di(alkyloxyalkyl)aminosulfonyl, alkyloxyalkylaminosulfonyl, N-morpholinosulfonyl, N-morpholinoalkylaminosulfonyl, carboxylalkylaminosulfonyl, alkyloxycarbonylalkylaminosulfonyl, alkylaminocarbonyl, dialkylaminocarbonyl, (heterocycloalkyl)alkylaminocarbonyl, di(alkyloxyalkyl)aminocarbonyl, alkyloxyalkylaminocarbonyl, N-morpholinocarbonyl, N-morpholinoalkylaminocarbonyl, carboxylalkylaminocarbonyl, alkyloxycarbonylalkylaminocarbonyl, cycloalkylaminocarbonyl, alkyloxy, alkylaminoalkyloxy, (dialkylamino)alkyloxy, N-morpholinoalkyloxy, or N-azacycloalkylalkyloxy, wherein each of the foregoing substituents is itself optionally substituted.
9. The compound of claim 8, wherein R₅ is tetrahydrofuranylalkyl.
10. The compound of claim 9, wherein R₅ is (tetrahydrofuran-2-yl)methyl.
11. A compound having the structure:



including stereoisomers thereof, tautomers thereof, solvates thereof, and pharmaceutically acceptable salts thereof, wherein:

R₆ is a (cycloheteroalkyl)methyl moiety, wherein the cycloheteroalkyl portion of said moiety is a saturated 5- or 6-membered heteroalkyl ring containing at least one oxygen or sulfur heteroatom;

R₇ is aryl or heteroaryl, each optionally substituted with alkylaminosulfonyl, dialkylaminosulfonyl, (heterocycloalkyl)alkylaminosulfonyl, di(alkyloxyalkyl)aminosulfonyl, alkyloxyalkylaminosulfonyl, N-morpholinosulfonyl, N-morpholinoalkylaminosulfonyl, carboxylalkylaminosulfonyl, alkyloxycarbonylalkylaminosulfonyl, alkylaminocarbonyl, dialkylaminocarbonyl, (heterocycloalkyl)alkylaminocarbonyl, di(alkyloxyalkyl)aminocarbonyl, alkyloxyalkylaminocarbonyl, N-morpholinocarbonyl, N-morpholinoalkylaminocarbonyl, carboxylalkylaminocarbonyl, alkyloxycarbonylalkylaminocarbonyl, cycloalkylamioncarbonyl, alkyloxy, alkylaminoalkyloxy, (dialkylamino)alkyloxy, N-morpholinoalkyloxy, or N-azacycloalkylalkyloxy, wherein each of the foregoing optional substituents is itself optionally substituted; and

R₈ is hydrogen, alkyl, substituted alkyl, alkylcarbonyl, substituted alkylcarbonyl, arylcarbonyl, substituted arylcarbonyl, arylalkylcarbonyl, arylalkylcarbonyl, substituted arylalkylcarbonyl, alkylsulfonyl, substituted alkylsulfonyl, arylsulfonyl, substituted arylsulfonyl, arylalkylsulfonyl, substituted arylalkylsulfonyl, trialkylsilyl substituted trialkylsilyl, triarylalkylsilyl, substituted triarylalkylsilyl, formyl, diarylthiophosphinyl, or substituted diarylthiophosphinyl.

12. The compound of claim 11, wherein R₇ is aryl.
13. The compound of claim 12, wherein R₇ is phenyl.
14. The compound of claim 12, wherein R₆ is tetrahydrofuranylmethyl.
15. The compound of claim 13, wherein R₆ is (tetrahydrofuran-2-yl)methyl.
16. The compound of claim 14, wherein R₆ is ((S)-tetrahydrofuran-2-yl)methyl.
17. The compound of claim 10, wherein R₆ is tetrahydrofuranylmethyl.

18. The compound of claim 16, wherein R₆ is (tetrahydrofuran-2-yl)methyl.
19. The compound of claim 17, wherein R₆ is ((*S*)-tetrahydrofuran-2-yl)methyl.
20. The compound of claim 1, wherein said compound is selected from the group consisting of:
- (5,6-Diphenyl-7*H*-pyrrolo[2,3-*d*]pyrimidin-4-yl)-(2-morpholin-4-ylethyl)-amine,
 (5,6-Diphenyl-7*H*-pyrrolo[2,3-*d*]pyrimidin-4-yl)-(tetrahydrofuran-2-ylmethyl)-amine,
 (5,6-Diphenyl-7*H*-pyrrolo[2,3-*d*]pyrimidin-4-yl)-(tetrahydrothiophen-2-ylmethyl)-amine,
 (5,6-Diphenyl-7*H*-pyrrolo[2,3-*d*]pyrimidin-4-yl)-(tetrahydropyran-2-ylmethyl) amine,
N,N-Dimethyl-4-{5-phenyl-4-[(tetrahydro-furan-2-ylmethyl)-amino]-7*H*-pyrrolo[2,3-*d*]pyrimidin-6-yl}-benzenesulfonamide,
N-Methyl-4-{5-phenyl-4-[(tetrahydrofuran-2-ylmethyl)-amino]-7*H*-pyrrolo[2,3-*d*]pyrimidin-6-yl}-benzenesulfonamide,
N,N-Diethyl-4-{5-phenyl-4-[(tetrahydrofuran-2-ylmethyl)-amino]-7*H*-pyrrolo[2,3-*d*]pyrimidin-6-yl}-benzenesulfonamide,
N,N-Bis-(2-methoxyethyl)-4-{5-phenyl-4-[(tetrahydrofuran-2-ylmethyl)-amino]-7*H*-pyrrolo[2,3-*d*]pyrimidin-6-yl}-benzenesulfonamide,
N-(2-Methoxyethyl)-4-{5-phenyl-4-[(tetrahydrofuran-2-ylmethyl)-amino]-7*H*-pyrrolo[2,3-*d*]pyrimidin-6-yl}-benzenesulfonamide,
 {6-[4-(Morpholin-4-sulfonyl)-phenyl]-5-phenyl-7*H*-pyrrolo[2,3-*d*]pyrimidin-4-yl}-
 (tetrahydrofuran-2-ylmethyl)-amine,
N-(2-Morpholin-4-yl-ethyl)-4-{5-phenyl-4-[(tetrahydrofuran-2-ylmethyl)-amino]-7*H*-pyrrolo[2,3-*d*]pyrimidin-6-yl}-benzenesulfonamide,
N-Allyl-4-{5-phenyl-4-[(tetrahydro-furan-2-ylmethyl)-amino]-7*H*-pyrrolo[2,3-*d*]pyrimidin-6-yl}-benzenesulfonamide,
 (4-{5-Phenyl-4-[(tetrahydrofuran-2-ylmethyl)-amino]-7*H*-pyrrolo[2,3-*d*]pyrimidin-6-yl}-benzenesulfonylamino)-acetic acid tert-butyl ester,
 [Ethoxycarbonylmethyl-(4-{5-phenyl-4-[(tetrahydrofuran-2-ylmethyl)-amino]-7*H*-pyrrolo[2,3-*d*]pyrimidin-6-yl}-benzenesulfonyl)-amino]-acetic acid ethyl ester,
 4-{5-Phenyl-4-[(tetrahydrofuran-2-ylmethyl)-amino]-7*H*-pyrrolo[2,3-*d*]pyrimidin-6-yl}-benzenesulfonamide,

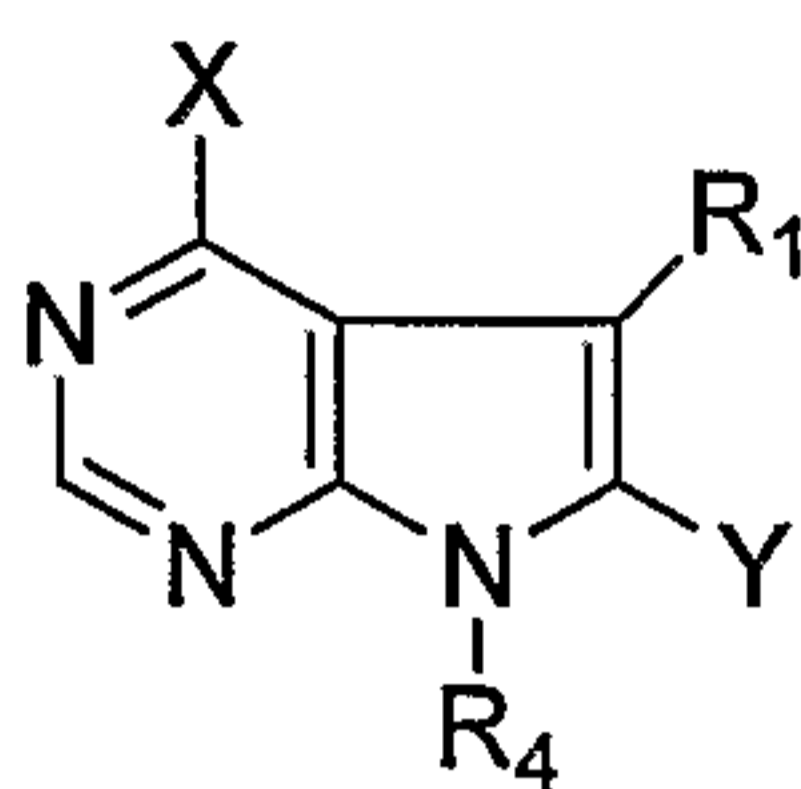
N-(2,3-dihydroxy-propyl)-4-{5-phenyl-4-[(tetrahydrofuran-2-ylmethyl)-amino]-7*H*-pyrrolo[2,3-*d*]pyrimidin-6-yl}-benzenesulfonamide,
 4-[(Tetrahydrofuran-2-ylmethyl)-amino]-7*H*-pyrrolo[2,3-*d*]pyrimidin-6-yl}-benzenesulfonylamino)-acetic acid,
N-(2-Hydroxy-ethyl)-4-{5-phenyl-4-[(tetrahydr-furan-2-ylmethyl)-amino]-7*H*-pyrrolo[2,3-*d*]pyrimidin-6-yl}-benzenesulfonamide,
N,N-Bis-(2-hydroxyethyl)-4-{5-phenyl-4-[(tetrahydro-furan-2-ylmethyl)-amino]-7*H*-pyrrolo[2,3-*d*]pyrimidin-6-yl}-benzenesulfonamide,
 {6-[4-(2-Dimethylamino-ethoxy)-phenyl]-5-phenyl-7*H*-pyrrolo[2,3-*d*]pyrimidin-4-yl}-tetrahydro-furan-2-ylmethyl)-amine,
 {6-[4-(2-Morpholin-4-yl-ethoxy)-phenyl]-5-phenyl-7*H*-pyrrolo[2,3-*d*]pyrimidin-4-yl}-tetrahydro-furan-2-ylmethyl)-amine,
 {5-Phenyl-6-[4-(2-pyrrolidin-1-yl-ethoxy)-phenyl]-7*H*-pyrrolo[2,3-*d*]pyrimidin-4-yl}-tetrahydrofuran-2-ylmethyl)-amine,
 1-[2-(4-{5-Phenyl-4-[(tetrahydrofuran-2-ylmethyl)-amino]-7*H*-pyrrolo[2,3-*d*]pyrimidin-6-yl}-phenoxy)-ethyl]-pyrrolidin-2-one,
 (6-{4-[2-(1-Methyl-pyrrolidin-2-yl)-ethoxy]-phenyl}-5-phenyl-7*H*-pyrrolo[2,3-*d*]pyrimidin-4-yl)-(tetrahydrofuran-2-ylmethyl)-amine,
 (4-{5-Phenyl-4-[(tetrahydrofuran-2-ylmethyl)-amino]-7*H*-pyrrolo[2,3-*d*]pyrimidin-6-yl}-phenoxy)-acetonitrile,
N-Methyl-4-{5-phenyl-4-[(tetrahydrofuran-2-ylmethyl)-amino]-7*H*-pyrrolo[2,3-*d*]pyrimidin-6-yl}-benzamide,
N,N-Dimethyl-4-{5-phenyl-4-[(tetrahydrofuran-2-ylmethyl)-amino]-7*H*-pyrrolo[2,3-*d*]pyrimidin-6-yl}-benzamide,
 Morpholin-4-yl-(4-{5-phenyl-4-[(tetrahydrofuran-2-ylmethyl)-amino]-7*H*-pyrrolo[2,3-*d*]pyrimidin-6-yl}-phenyl)-methanone,
N-Cyclopropyl-4-{5-phenyl-4-[(tetrahydrofuran-2-ylmethyl)-amino]-7*H*-pyrrolo[2,3-*d*]pyrimidin-6-yl}-benzamide,
N-(2-Methoxyethyl)-4-{5-phenyl-4-[(tetrahydrofuran-2-ylmethyl)-amino]-7*H*-pyrrolo[2,3-*d*]pyrimidin-6-yl}-benzamide,

N-(2-Morpholin-4-yl-ethyl)-4-{5-phenyl-4-[(tetrahydrofuran-2-ylmethyl)-amino]-7*H*-pyrrolo[2,3-*d*]pyrimidin-6-yl}-benzamide,
N-(2-Dimethylamino-ethyl)-4-{5-phenyl-4-[(tetrahydrofuran-2-ylmethyl)-amino]-7*H*-pyrrolo[2,3-*d*]pyrimidin-6-yl}-benzamide,
 {6-[4-(2-Dimethylaminoethoxy)-phenyl]-5-phenyl-7*H*-pyrrolo[2,3-*d*]pyrimidin-4-yl}-[1,3]dithiolan-2-ylmethyl-amine,
 Cyclobutylmethyl-{6-[4-(2-dimethylamino-ethoxy)-phenyl]-5-phenyl-7*H*-pyrrolo[2,3-*d*]pyrimidin-4-yl}-amine,
trans-{6-[4-(2-Dimethylamino-ethoxy)-phenyl]-5-phenyl-7*H*-pyrrolo[2,3-*d*]pyrimidin-4-yl}-(2-methoxy-cyclobutylmethyl)-amine,
trans-2-({6-[4-(2-Dimethylamino-ethoxy)-phenyl]-5-phenyl-7*H*-pyrrolo[2,3-*d*]pyrimidin-4-ylamino}-methyl)-cyclobutanol,
cis-2-({6-[4-(2-Dimethylamino-ethoxy)-phenyl]-5-phenyl-7*H*-pyrrolo[2,3-*d*]pyrimidin-4-ylamino}-methyl)-cyclopentanol,
cis-(2-Amino-cyclopentylmethyl)-{6-[4-(2-dimethylamino-ethoxy)-phenyl]-5-phenyl-7*H*-pyrrolo[2,3-*d*]pyrimidin-4-yl}-amine,
cis-*N*-[2-({6-[4-(2-Dimethylamino-ethoxy)-phenyl]-5-phenyl-7*H*-pyrrolo[2,3-*d*]pyrimidin-4-ylamino}-methyl)-cyclopentyl]-methanesulfonamide,
trans-(2-Amino-cyclopentylmethyl)-{6-[4-(2-dimethylamino-ethoxy)-phenyl]-5-phenyl-7*H*-pyrrolo[2,3-*d*]pyrimidin-4-yl}-amine, and
trans-*N*-[2-({6-[4-(2-Dimethylamino-ethoxy)-phenyl]-5-phenyl-7*H*-pyrrolo[2,3-*d*]pyrimidin-4-ylamino}-methyl)-cyclopentyl]-methanesulfonamide.

21. A method for treating an ACK1-mediated disorder in an animal, comprising administering to such animal a therapeutically effective amount of a compound of claim 1.
22. A composition for treating an ACK1-mediated disorder, comprising a therapeutically effective amount of a compound of claim 1 in a pharmaceutically effective carrier.
23. A method for treating an LCK-mediated disorder in an animal, comprising administering to such animal a therapeutically effective amount of a compound of claim 1.

24. A composition for treating an LCK-mediated disorder, comprising a therapeutically effective amount of a compound of claim 1 in a pharmaceutically effective carrier.

25. A method of treating a proliferative disease comprising administering to a subject in need thereof, an effective amount of a compound having the structure:



wherein

X is OR₂, NR₂R₃, or SR₂;

Y is substituted or unsubstituted alkyl, substituted or unsubstituted cycloalkyl, substituted or unsubstituted alkenyl; substituted or unsubstituted alkynyl, substituted or unsubstituted aryl, substituted or unsubstituted aralkyl, substituted or unsubstituted heterocycloalkyl, or substituted or unsubstituted heteroaryl;

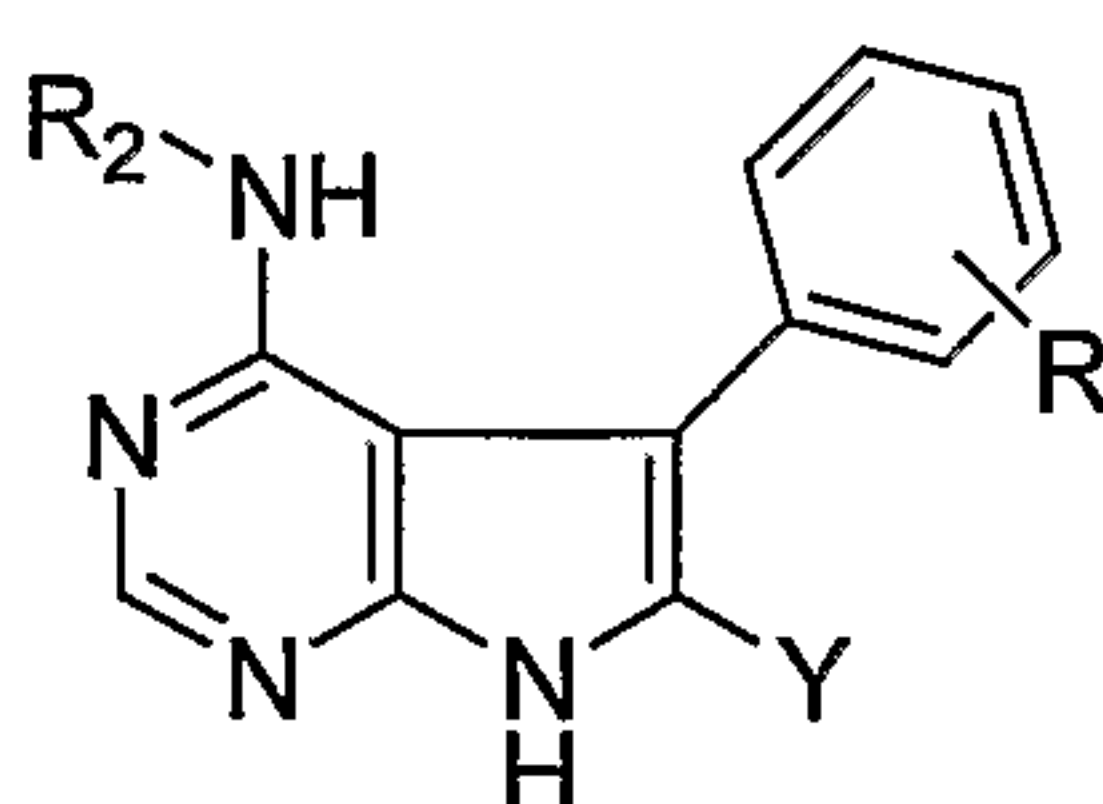
R₁ is substituted or unsubstituted alkynyl, substituted or unsubstituted alkenyl, substituted or unsubstituted aryl, substituted or unsubstituted heterocycloalkyl, or substituted or unsubstituted heteroaryl, wherein the substituents are selected from the group consisting of F, Cl, Br, I, and C₁₋₆ alkyl, optionally substituted with one or more of F, Cl, Br, or I, or C₁₋₆ alkoxy, optionally substituted with one or more of F, Cl, Br, or I; and

R₂ and R₃ are independently H, substituted or unsubstituted alkyl, substituted or unsubstituted alkenyl, substituted or unsubstituted aryl, substituted or unsubstituted aralkyl, substituted or unsubstituted heterocycloalkyl; substituted or unsubstituted (heterocycloalkyl)alkyl; substituted or unsubstituted heteroaryl; or substituted or unsubstituted (heteroaryl)alkyl; or R₂ and R₃, together with the N to which they are attached, form a substituted or unsubstituted heterocycloalkyl or heteroaryl.

26. The method of claim 22, wherein X is NHR₂.

27. The method of claim 26, wherein R₂ is substituted or unsubstituted (heterocycloalkyl)alkyl, wherein the heterocycloalkyl group of the (heterocycloalkyl)alkyl is a saturated ring, or R₂ is a substituted or unsubstituted (heteroaryl)alkyl.

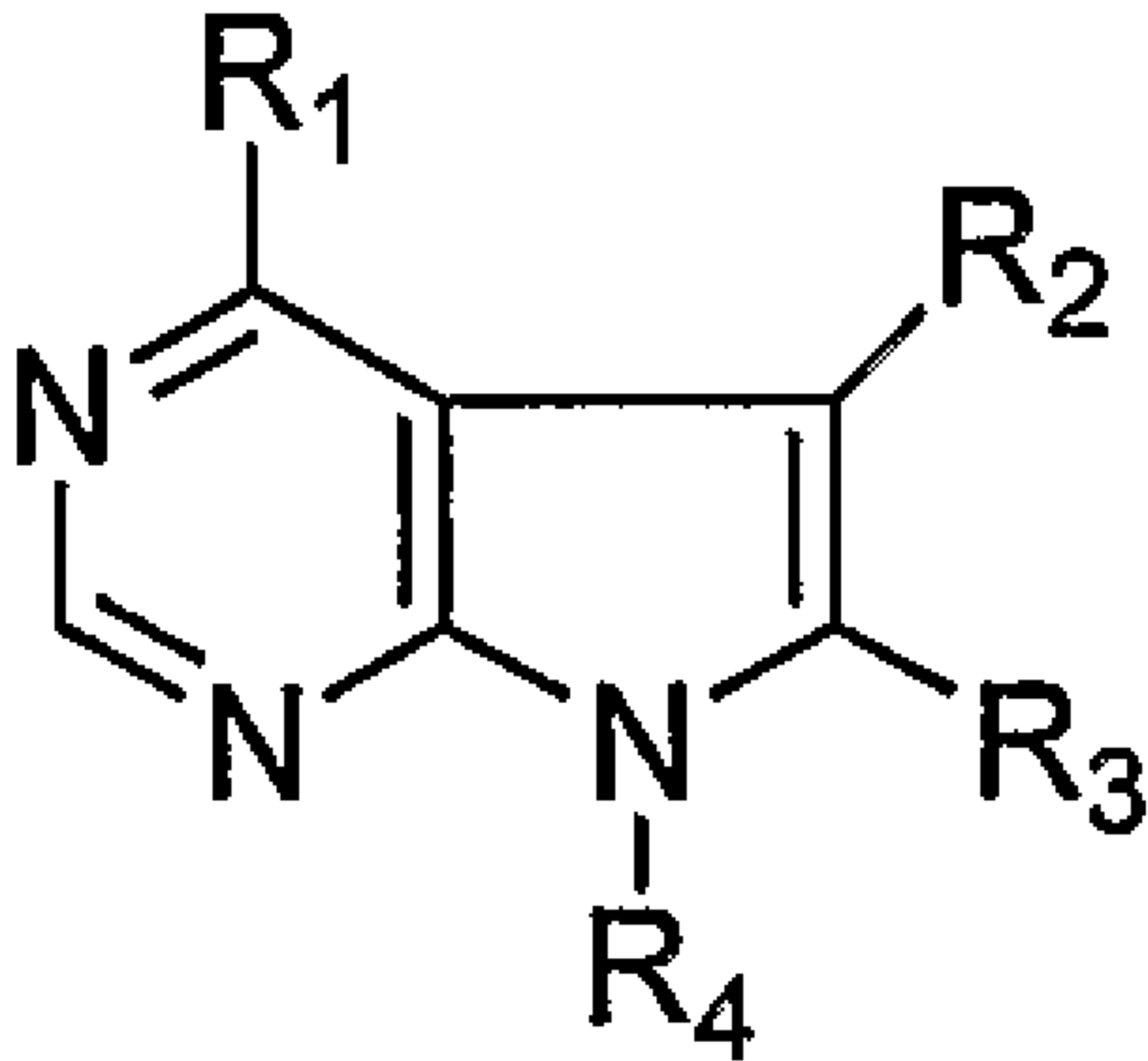
28. The method of claim 26, wherein the heterocycloalkyl group of the (heterocycloalkyl)alkyl or the heteroaryl group of the (heteroaryl)alkyl is tetrahydrofuranyl, furanyl, imidazolyl, dioxalanyl, dithiolanyl, dioxanyl, oxathiolanyl, oxetanyl, oxazolidinyl, dithianyl, tetrahydrothiophenyl, hexahydrothiopyranyl, piperazinyl, pyrrolidinylalkyl, morpholinyl, or thiomorpholinyl.
29. The method of claim 22, wherein the compound has the structure



wherein

- Y is substituted or unsubstituted alkyl, substituted or unsubstituted cycloalkyl, substituted or unsubstituted alkenyl; substituted or unsubstituted alkynyl, substituted or unsubstituted phenyl, substituted or unsubstituted naphthyl, (substituted or unsubstituted phenylene)-OR₄, substituted or unsubstituted aralkyl, substituted or unsubstituted saturated or unsaturated heterocycloalkyl, substituted or unsubstituted bicyclic heteroaryl, or (substituted or unsubstituted 5- or 6-member heteroarylene)-OR₄; and
- R is H, F, Cl, Br, I, or C₁₋₆ alkyl, optionally substituted with one or more of F, Cl, Br, or I, or C₁₋₆ alkoxy, optionally substituted with one or more of F, Cl, Br, or I.

30. The method of claim 28 wherein Y is substituted or unsubstituted cycloalkyl, substituted or unsubstituted phenyl, substituted or unsubstituted naphthyl, (substituted or unsubstituted phenylene)-OR₄, substituted or unsubstituted aralkyl, substituted or unsubstituted saturated or unsaturated heterocycloalkyl, substituted or unsubstituted heteroaryl, or (substituted or unsubstituted 5- or 6-member heteroarylene)-OR₄.



(I)