



US00D855817S

(12) **United States Design Patent**
Kessler

(10) **Patent No.:** **US D855,817 S**

(45) **Date of Patent:** **** Aug. 6, 2019**

(54) **HEATED SEAT PAD**

FOREIGN PATENT DOCUMENTS

(71) Applicant: **Heated Horse LLC**, Beverly Hills, MI (US)

KR 1020110053029 5/2011
KR 1020110053866 5/2011

(Continued)

(72) Inventor: **Anna Kessler**, Beverly Hills, MI (US)

OTHER PUBLICATIONS

(73) Assignee: **HEATED HORSE, LLC**, Beverly Hills, MI (US)

“Thermo Rechargeable Heated Stadium Seating Pad,” <https://www.thewarningstore.com/rechargeable-heated-stadium-seat-pad.html>; Jun. 19, 2017, 1 pg.

(Continued)

(**) Term: **15 Years**

(21) Appl. No.: **29/669,927**

(22) Filed: **Nov. 13, 2018**

Primary Examiner — Wan Laymon

(51) **LOC (12) Cl.** **24-04**

(74) *Attorney, Agent, or Firm* — Dinsmore & Shohl LLP

(52) **U.S. Cl.**

(57) **CLAIM**

USPC **D24/206**

The ornamental design for a heated seat pad, as shown and described.

(58) **Field of Classification Search**

DESCRIPTION

USPC D24/206–208, 200; D6/601, 603, 611; 607/108, 114

CPC .. A61F 7/0097; A61F 7/02; A61F 7/03; A61F 7/034; A61F 7/08; A61F 2007/0001; A61F 2007/0024; A61F 2007/0018; A61F 2007/0025; A61F 2007/0026; A61F 2007/0027

See application file for complete search history.

FIG. 1 is a perspective view including a top, one side, and one end of a heated seat pad according to the new design; FIG. 2 is a perspective view including a back, an opposite side, and an opposite end of the heated seat pad; FIG. 3 is a planar view of the top of the heated seat pad; FIG. 4 is a planar view of the one end of the heated seat pad; FIG. 5 is a planar view of the opposite end of the heated seat pad; FIG. 6 is a planar view of the back of the heated seat pad; FIG. 7 is a planar view of the one side of the heated seat pad; and, FIG. 8 is a planar view of the opposite side of the heated seat pad.

The short dash broken lines represent stitching. The dash-dot broken lines shown in the drawings are directed to environment and are for illustrative purposes only and form no part of the claimed design.

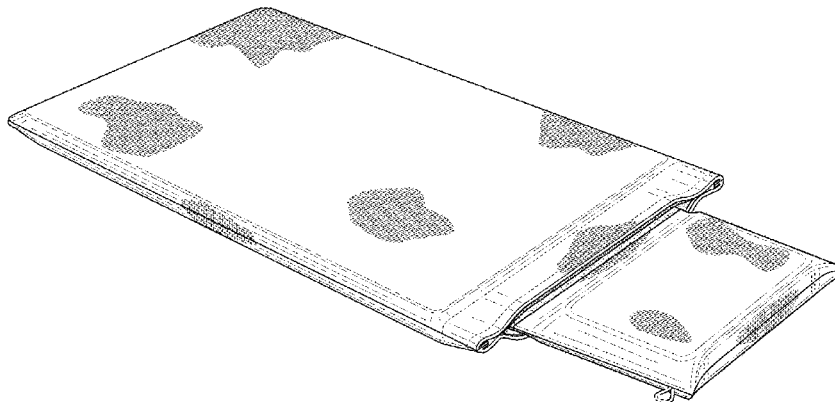
(56) **References Cited**

U.S. PATENT DOCUMENTS

D273,517 S *	4/1984	Medlin	D24/206
D279,818 S *	7/1985	Douglas	D24/206
D290,918 S *	7/1987	Ball	D24/206
D343,686 S *	1/1994	Irwin, Jr.	D24/206
D383,213 S *	9/1997	Ingram	D24/206
D554,761 S	11/2007	Marin		
D681,840 S	5/2013	Chen		
D757,280 S	5/2016	Ogaki et al.		
D759,834 S	6/2016	Mishan		

(Continued)

1 Claim, 6 Drawing Sheets



(56)

References Cited

U.S. PATENT DOCUMENTS

D791,335 S * 7/2017 Buchanan D24/206
2011/0301675 A1* 12/2011 Mizrahi A61F 7/02
607/114

FOREIGN PATENT DOCUMENTS

KR 1020110053870 5/2011
KR 1020110053873 5/2011
KR 2020150001072 3/2015
KR 1020170091265 8/2017

OTHER PUBLICATIONS

“Soehnle Coussin Chauffant sans Fil-33 x 50 cm,” <https://www.amazon.fr/Soehnle-Coussin-Chauffant-sans-Fil-33/cip/B00ES4D89Y>; Mar. 29, 2007, 1 pg.

“Battery-operated heating pad Beurer HKM60,” <https://www.wellnessproducts.ch/?page=2133&lan=en&id=66357>; Apr. 19, 2006, 1 pg.

* cited by examiner

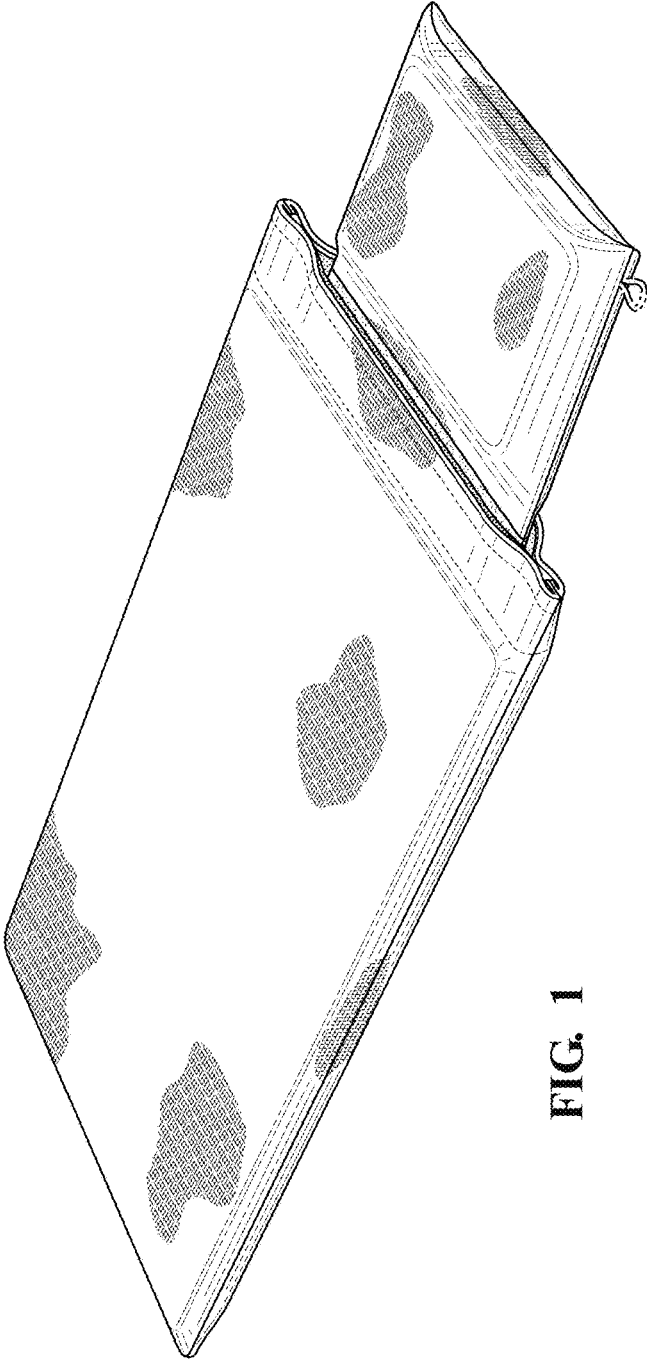


FIG. 1

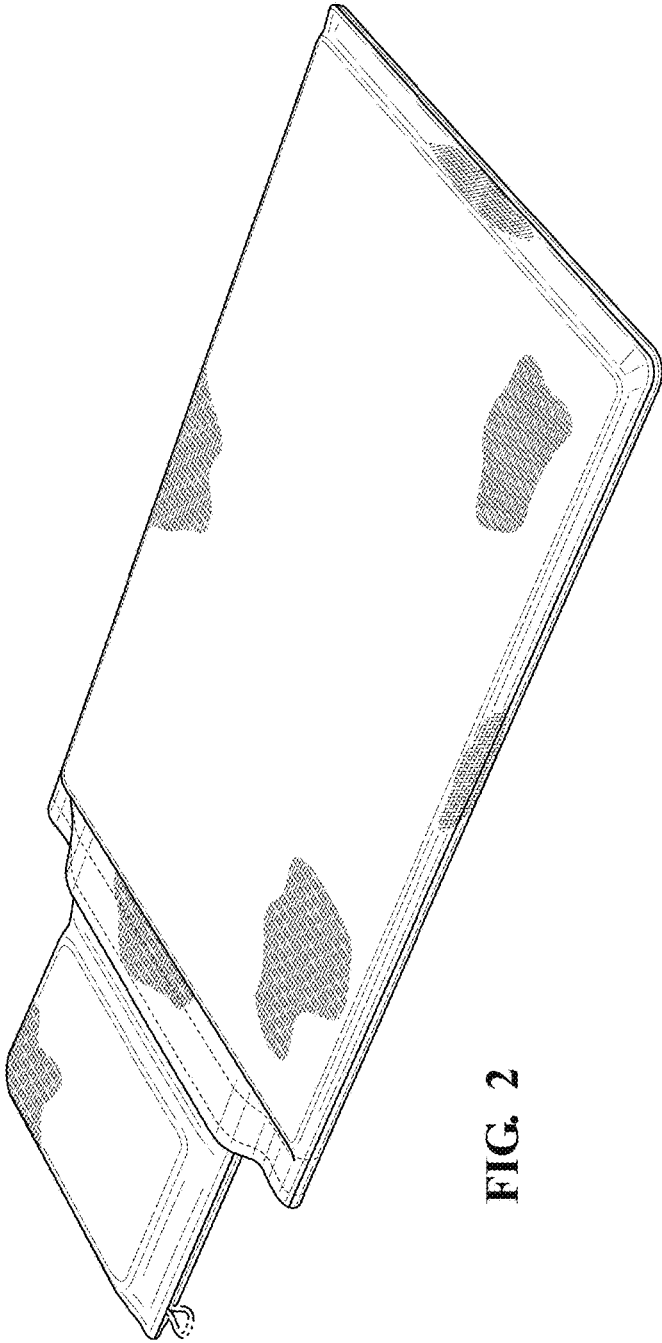


FIG. 2

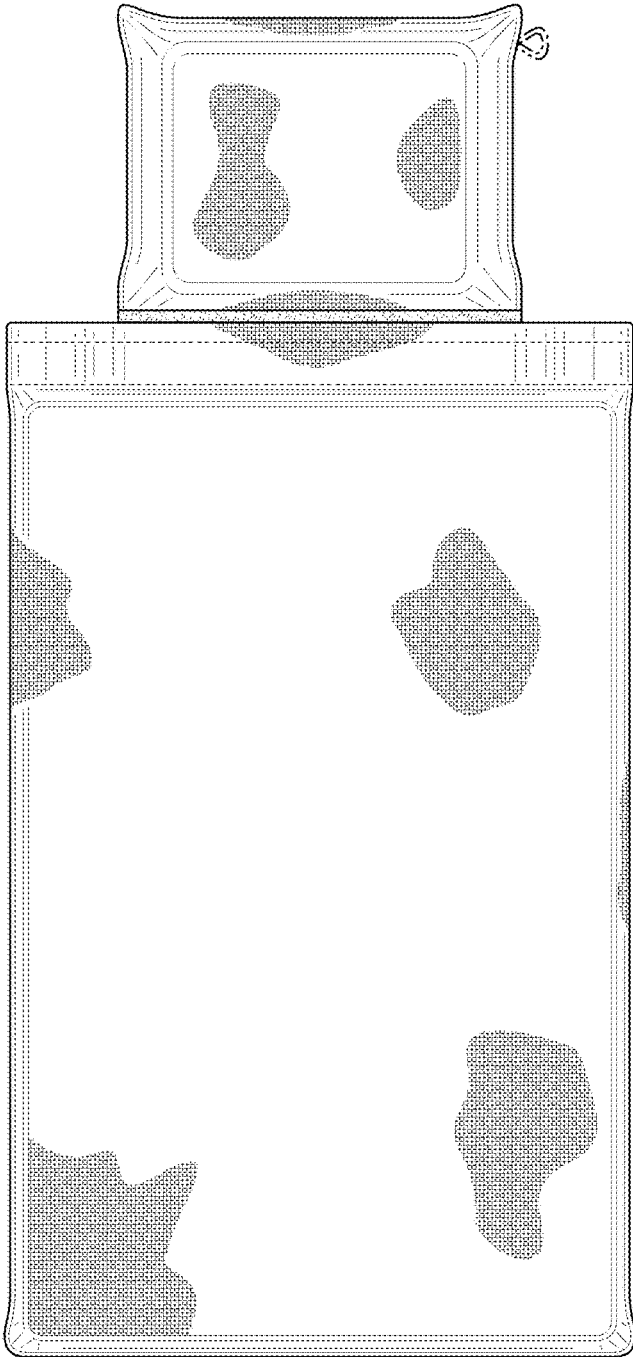


FIG. 3



FIG. 5



FIG. 4




FIG. 6




FIG. 7




FIG. 8