



US00D608991S

(12) **United States Design Patent**  
**Lamont**

(10) **Patent No.:** **US D608,991 S**

(45) **Date of Patent:** **\*\* Feb. 2, 2010**

(54) **SOLE FOR FOOTWEAR**

(75) Inventor: **Ryan Lamont**, London (GB)

(73) Assignee: **Lacoste Alligator S.A.**, Geneva (CH)

(\*\*) Term: **14 Years**

(21) Appl. No.: **29/315,205**

(22) Filed: **Jun. 4, 2009**

**Related U.S. Application Data**

(62) Division of application No. 29/301,536, filed on Mar. 4, 2008, now Pat. No. Des. 598,189.

(30) **Foreign Application Priority Data**

Sep. 7, 2007 (EM) ..... 000785944

(51) **LOC (9) Cl.** ..... **02-99**

(52) **U.S. Cl.** ..... **D2/951; D2/957**

(58) **Field of Classification Search** ..... D2/896,  
D2/902, 906-908, 943, 944, 969, 972-974,  
D2/951-955, 957, 958; 36/45, 50.1, 77 M,  
36/77 R, 83, 88, 113, 114, 126-131, 25 R-25 A  
See application file for complete search history.

(56) **References Cited**

**U.S. PATENT DOCUMENTS**

D103,484 S *	3/1937	Berenstein	.....	D2/955
D127,776 S *	6/1941	Barber	.....	D2/955
D173,699 S *	12/1954	Hosker	.....	D2/907
D294,769 S *	3/1988	Liggett et al.	.....	D2/955
D429,876 S *	8/2000	Vestuti	.....	D2/972
D487,336 S *	3/2004	Matis	.....	D2/969
D499,875 S *	12/2004	Lozano	.....	D2/972
D504,012 S *	4/2005	Fullum	.....	D2/972
D517,297 S *	3/2006	Jones et al.	.....	D2/969

D544,196 S *	6/2007	Caine	.....	D2/972
D553,838 S *	10/2007	Belley et al.	.....	D2/969
D566,381 S *	4/2008	Nakano et al.	.....	D2/953
D570,089 S *	6/2008	Avar	.....	D2/972
D572,452 S *	7/2008	Kuerbis	.....	D2/969
D574,585 S *	8/2008	Wilken	.....	D2/953
D578,294 S *	10/2008	Mervar et al.	.....	D2/969

\* cited by examiner

*Primary Examiner*—Dominic Simone

(74) *Attorney, Agent, or Firm*—Fross Zelnick Lehrman & Zissu, P.C.; Charles T. J. Weigell, Esq.

(57) **CLAIM**

The ornamental design for a sole for footwear, as shown and described.

**DESCRIPTION**

FIG. 1 is a front perspective view of a shoe showing my sole for footwear design;

FIG. 2 is a right side view of the sole for footwear shown in FIG. 1;

FIG. 3 is a left side view of the sole for footwear shown in FIG. 1;

FIG. 4 is a front view of the sole for footwear shown in FIG. 1;

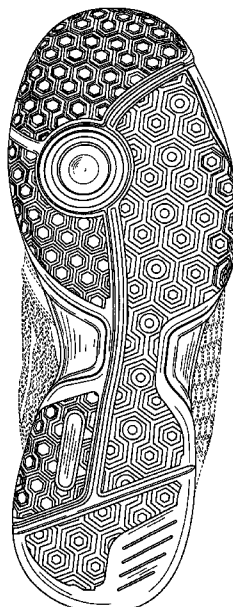
FIG. 5 is a rear view of the sole for footwear shown in FIG. 1;

FIG. 6 is a top view of the sole for footwear shown in FIG. 1; and,

FIG. 7 is a bottom view of the sole for footwear shown in FIG. 1.

The broken line showing of the sole shoe upper is for illustrative purposes only and forms no part of the claimed design.

**1 Claim, 6 Drawing Sheets**






FIG. 1

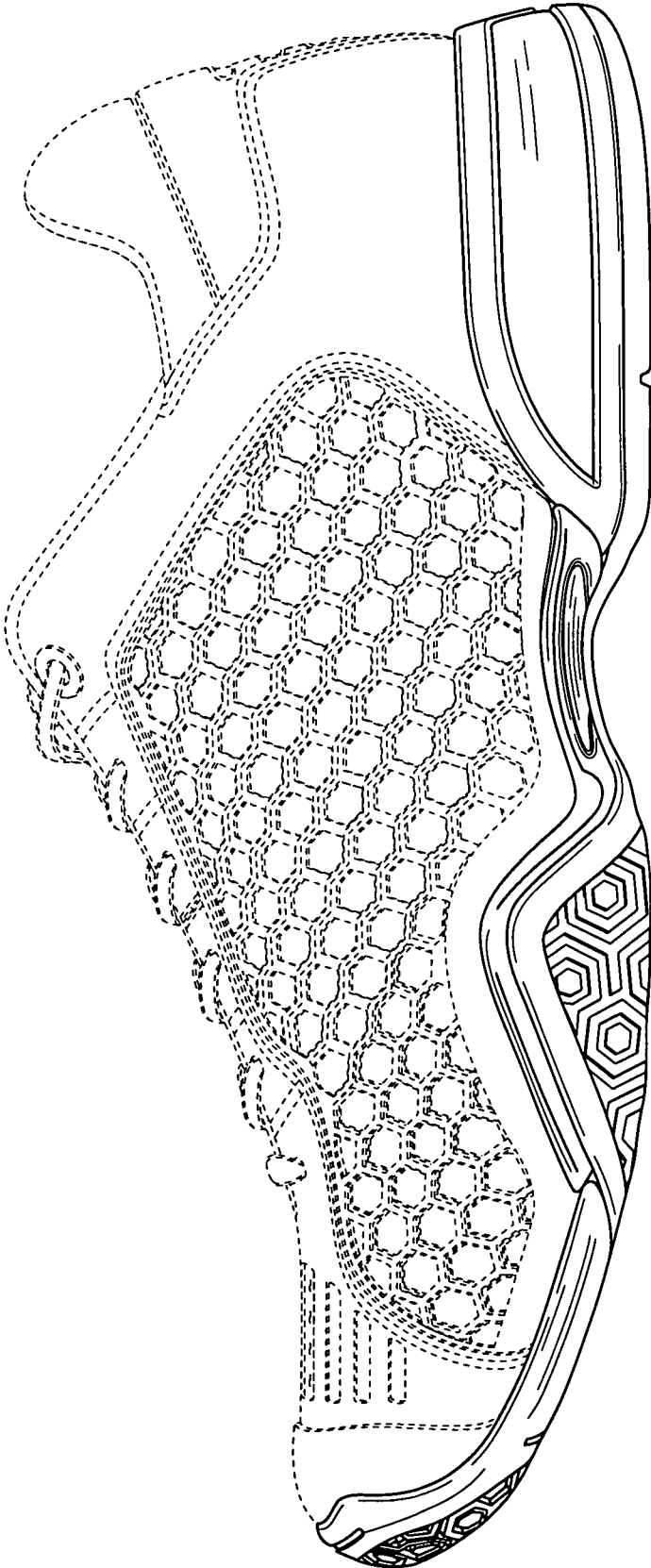


FIG. 2

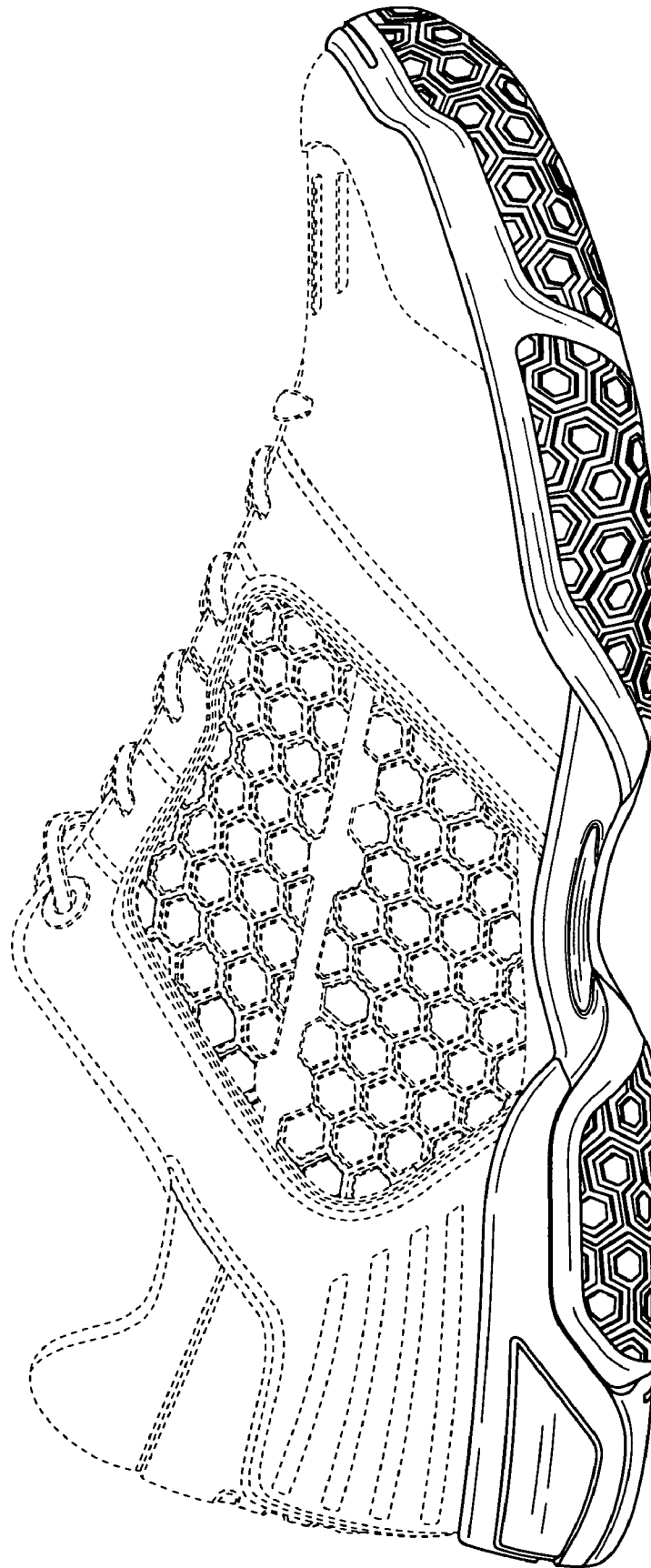


FIG. 3

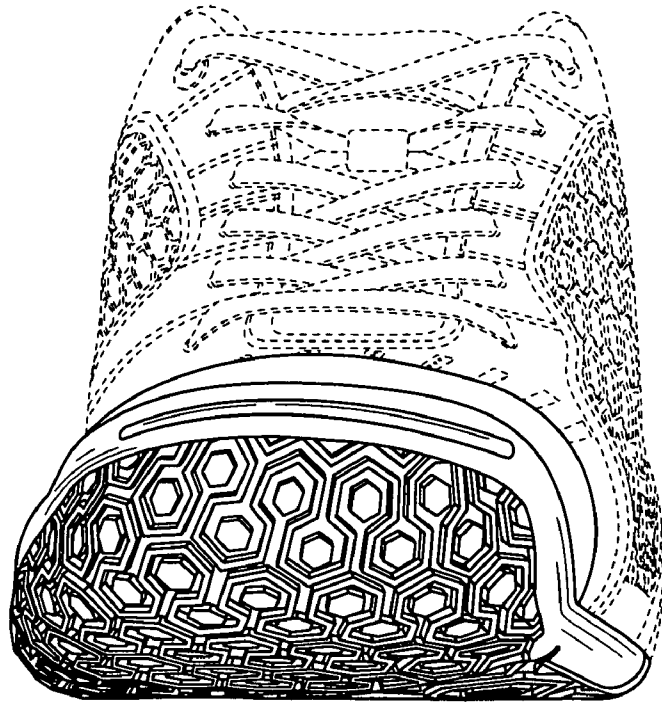


FIG. 4

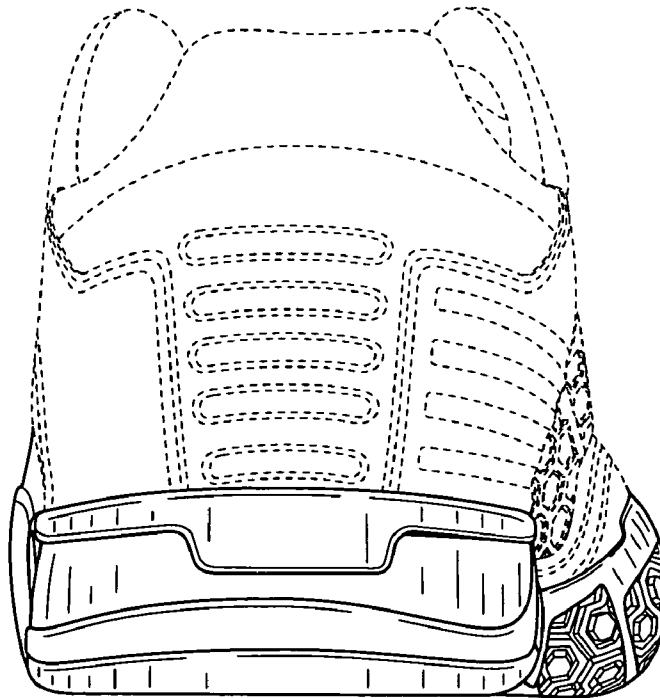


FIG. 5

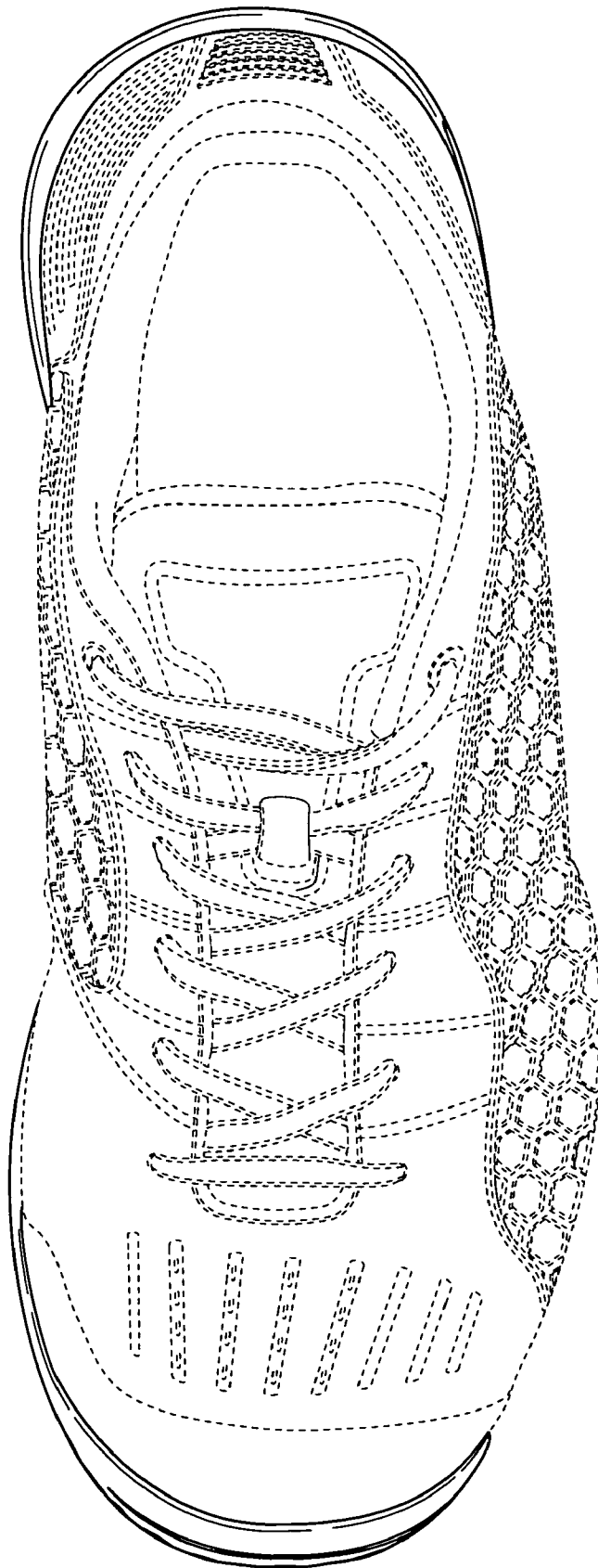


FIG. 6

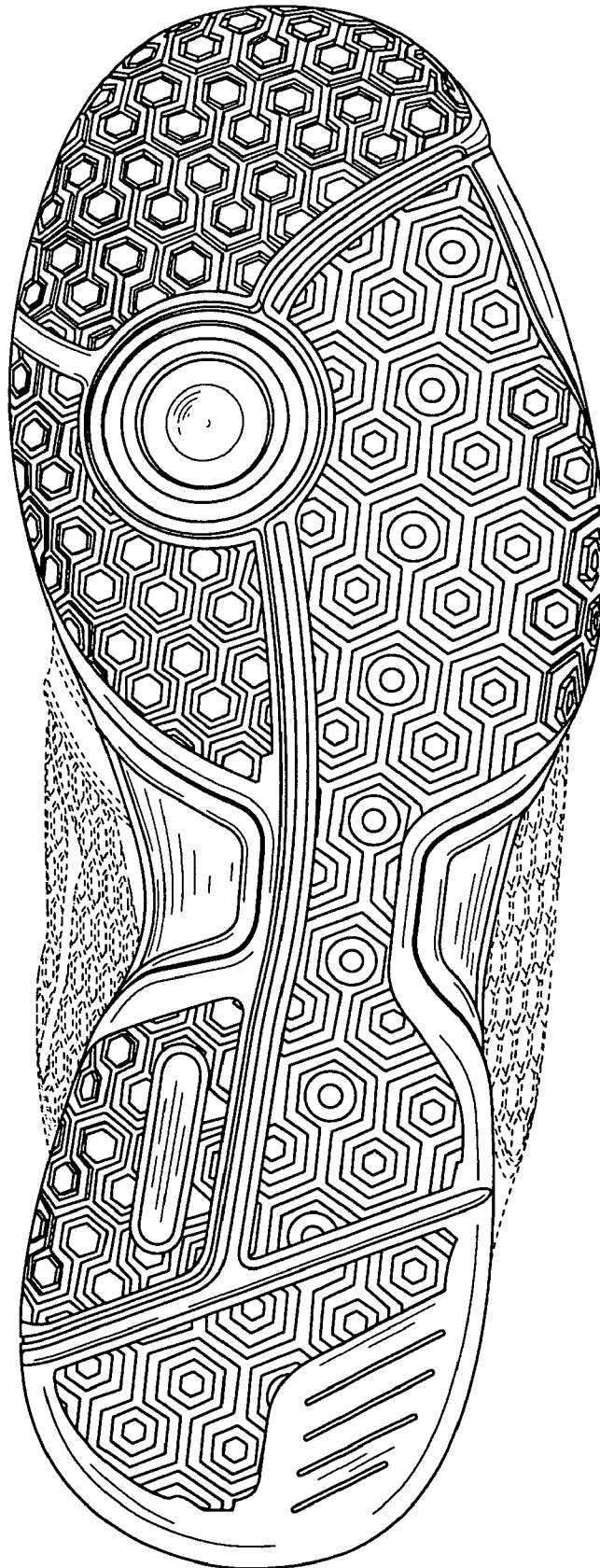


FIG. 7