



US00D365087S

# United States Patent [19]

[11] Patent Number: Des. 365,087

Martin et al.

[45] Date of Patent: \*\*Dec. 12, 1995

[54] MINTOWER PERSONAL COMPUTER

[75] Inventors: **Randall W. Martin**, The Woodlands;  
**Peter B. Barron**; **Wayne T. Brezovar**,  
both of Houston, all of Tex.

[73] Assignee: **Compaq Computer Corporation**,  
Houston, Tex.

[\*\*] Term: 14 Years

[21] Appl. No.: 24,921

[22] Filed: Jun. 23, 1994

[52] U.S. Cl. .... D14/100

[58] Field of Search ..... D14/100, 102,  
D14/107-109; D13/162, 184, 199; 312/208.1,  
223.2, 223.3, 194; 360/97.01, 97.04, 98.01,  
99.01, 99.12; 361/600, 622, 724-728

### [56] References Cited

#### U.S. PATENT DOCUMENTS

- D. 308,515 6/1990 Stead ..... D14/100
- D. 308,517 6/1990 Horie ..... D14/109
- D. 310,070 8/1990 Makidera ..... D14/102

- D. 313,015 12/1990 Ryan et al. .... D14/102
- D. 323,822 2/1992 Fujihara et al. .... D14/125
- D. 333,817 3/1993 Marotti ..... D14/109
- D. 335,652 5/1993 Daniels ..... D14/100
- 5,208,722 5/1993 Ryan et al. .... 360/99.01
- 5,236,259 8/1993 Ryan et al. .... 312/244

Primary Examiner—Freda Nunn  
Attorney, Agent, or Firm—L. Jon Lindsay


### [57] CLAIM

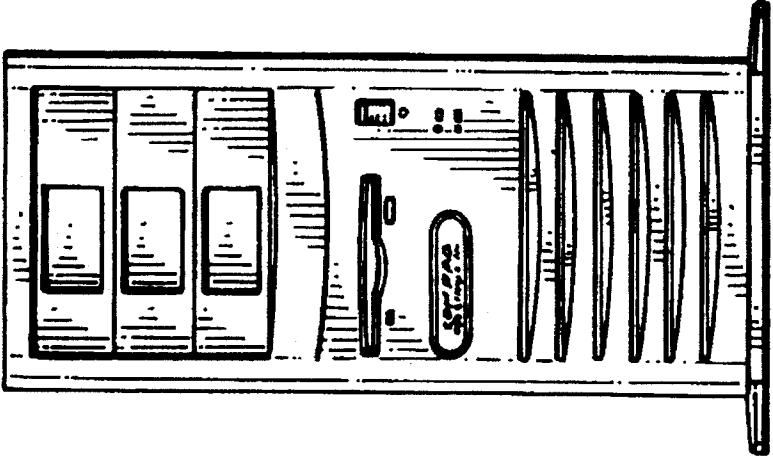
The ornamental design for a minitower personal computer, as shown and described.

### DESCRIPTION

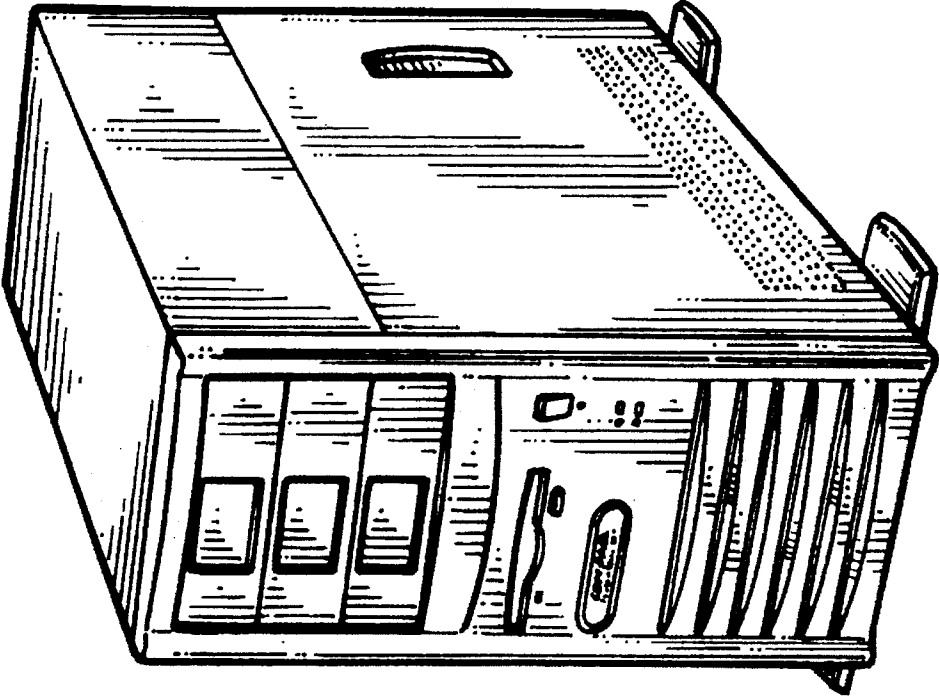
FIG. 1 is a front, right side, top perspective view of a minitower personal computer showing our new design; FIG. 2 is a front elevational view thereof; FIG. 3 is a top plan view thereof; FIG. 4 is a left side elevational view thereof; FIG. 5 is a right side elevational view thereof; FIG. 6 is a bottom plan view thereof; and, FIG. 7 is a rear elevational view thereof.

1 Claim, 3 Drawing Sheets

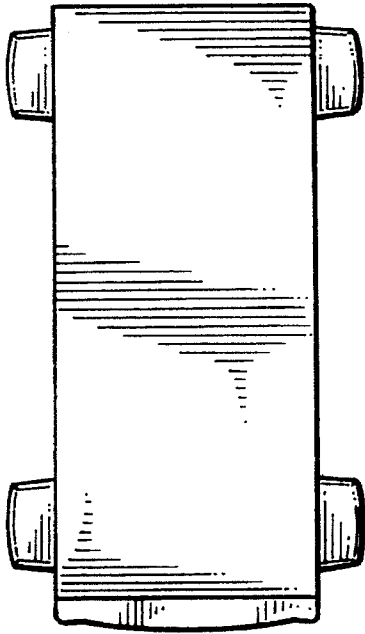




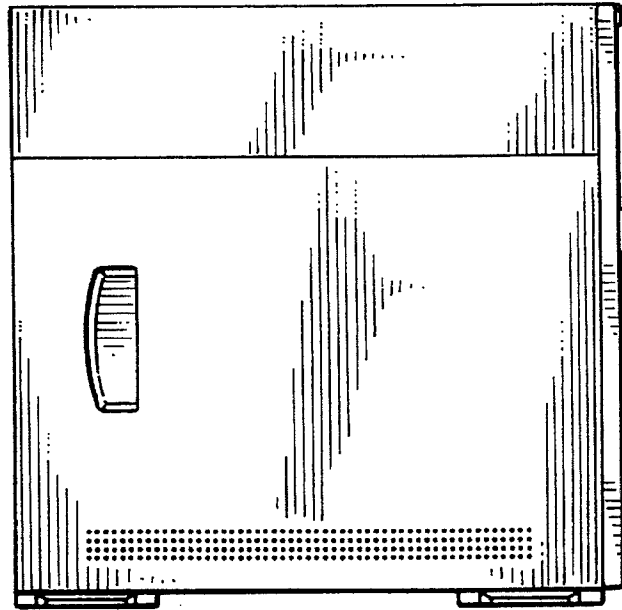
**Fig. 2**



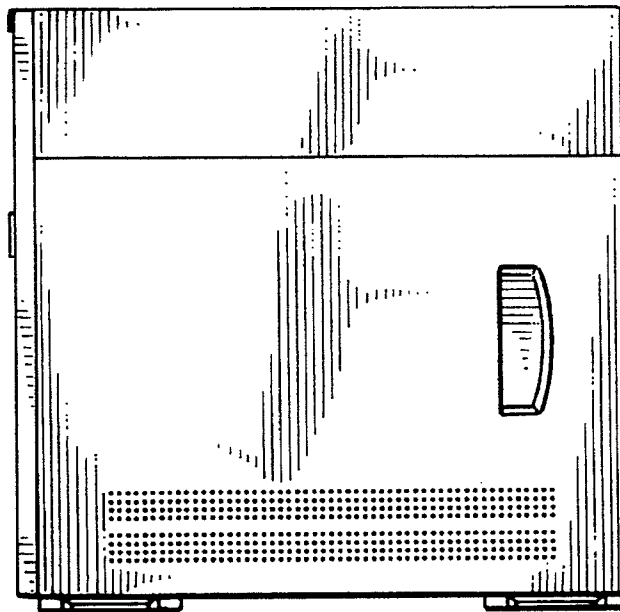
**Fig. 1**



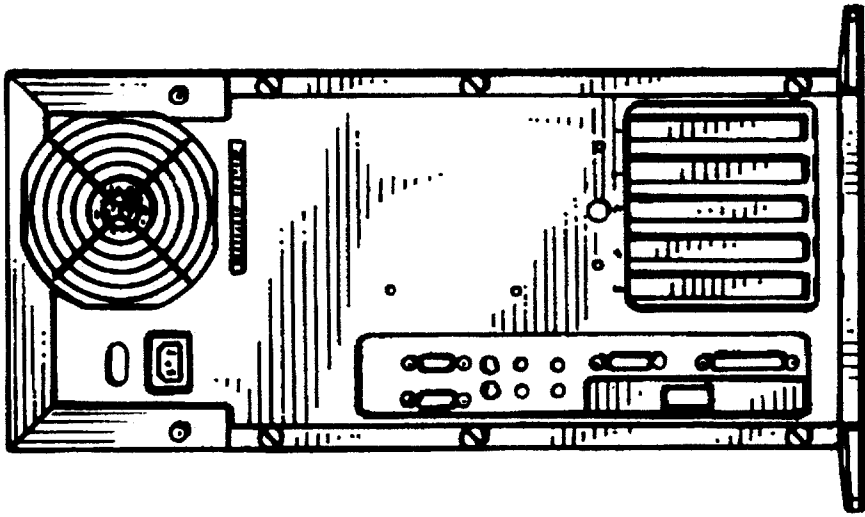
**Fig. 3**



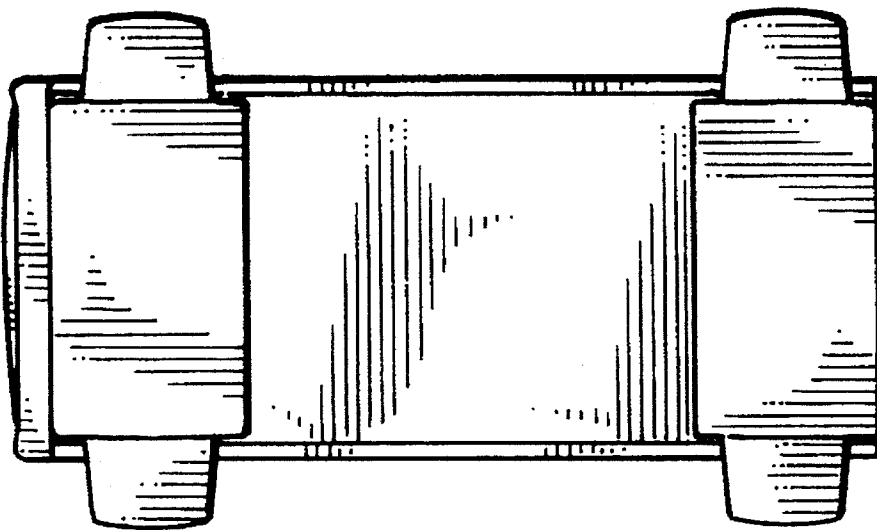
**Fig. 4**



**Fig. 5**



**Fig. 6**



**Fig. 7**