



US00D633908S

(12) **United States Design Patent**  
**Akana et al.**

(10) **Patent No.:** **US D633,908 S**  
(45) **Date of Patent:** **\*\* Mar. 8, 2011**

(54) **ELECTRONIC DEVICE**

(75) Inventors: **Jody Akana**, San Francisco, CA (US); **Bartley K. Andre**, Menlo Park, CA (US); **Jeremy Bataillou**, San Francisco, CA (US); **Daniel J. Coster**, San Francisco, CA (US); **Daniele De Iulius**, San Francisco, CA (US); **Evans Hankey**, San Francisco, CA (US); **Richard P. Howarth**, San Francisco, CA (US); **Jonathan P. Ive**, San Francisco, CA (US); **Steve Jobs**, Palo Alto, CA (US); **Duncan Robert Kerr**, San Francisco, CA (US); **Shin Nishibori**, Portola Valley, CA (US); **Matthew Dean Rohrbach**, San Francisco, CA (US); **Peter Russell-Clarke**, San Francisco, CA (US); **Christopher J. Stringer**, Woodside, CA (US); **Eugene Antony Whang**, San Francisco, CA (US); **Rico Zorkendorfer**, San Francisco, CA (US)

(73) Assignee: **Apple Inc.**, Cupertino, CA (US)

(\*\*) Term: **14 Years**

(21) Appl. No.: **29/360,110**

(22) Filed: **Apr. 20, 2010**

**Related U.S. Application Data**

(63) Continuation-in-part of application No. 29/360,036, filed on Apr. 19, 2010.

(51) **LOC (9) Cl.** ..... **14-02**

(52) **U.S. Cl.** ..... **D14/341**


(58) **Field of Classification Search** ..... D14/341-347, D14/137, 138, 138.1, 138 AA, 138 R, 138 AB, D14/138 G, 138 A, 496, 426, 429, 129, 130, D14/420, 439-441, 448, 125, 147, 156, 218, D14/250, 389, 336, 203.1, 203.3, 203.4, 203.7, D14/315; D21/324, 329, 330; D10/65, 104; D18/6-7; 345/169, 901, 905, 156, 157, 168, 345/173; 361/814, 680, 686, 679.27, 679.3; 341/22; 348/168; 379/433.04, 433.07, 433.11, 379/916, 433.01, 433.06

See application file for complete search history.

(56) **References Cited**

**U.S. PATENT DOCUMENTS**

D297,518 S	9/1988	Yuen	
D300,831 S	4/1989	Jenkins et al.	
D302,336 S	7/1989	Erickson	
D490,420 S	5/2004	Solomon et al.	
6,781,819 B2	8/2004	Yang et al.	
D506,937 S	7/2005	Lee et al.	
D511,347 S	11/2005	Naruki	
D513,617 S	1/2006	Tierney	
D524,809 S	7/2006	Alcouloumre et al.	
D546,803 S	7/2007	Lee et al.	
D556,211 S	11/2007	Howard	
D558,757 S	1/2008	Andre et al.	
D558,758 S	1/2008	Andre et al.	
D560,231 S	1/2008	Lee	
D561,204 S	2/2008	Toh	
D562,285 S	2/2008	Lim	
7,330,741 B2	2/2008	Park et al.	
D563,938 S	3/2008	Kim et al.	
D567,819 S	4/2008	Devericks et al.	
D577,371 S	9/2008	Hu et al.	
D579,898 S	11/2008	Lee et al.	
D580,387 S	11/2008	Andre et al.	
D581,384 S	11/2008	Kim et al.	
D581,922 S	12/2008	Andre et al.	
D582,377 S	12/2008	Kim et al.	
D582,887 S	12/2008	Poandl	
D583,346 S	12/2008	Jung et al.	
D583,796 S *	12/2008	Tanaka .....	D14/155
D584,272 S	1/2009	Chung et al.	
D584,646 S	1/2009	Sanguinetti	
D584,738 S	1/2009	Kim et al.	
D591,252 S	4/2009	Kim et al.	
D592,166 S	5/2009	Song	
D592,628 S	5/2009	Kim et al.	
D593,087 S	5/2009	Andre et al.	
D598,414 S	8/2009	Joung et al.	
D599,342 S	9/2009	Andre et al.	
D600,241 S	9/2009	Andre et al.	
D602,014 S	10/2009	Andre et al.	
D602,015 S	10/2009	Andre et al.	
D602,016 S	10/2009	Andre et al.	
D602,017 S	10/2009	Andre et al.	
D602,486 S	10/2009	Andre et al.	
D603,834 S *	11/2009	Lyman et al. ....	D14/155
D604,297 S	11/2009	Andre et al.	



D606,129 S	12/2009	Ben-Moshe
D613,735 S	4/2010	Andre et al.
D613,736 S	4/2010	Andre et al.
D615,083 S	5/2010	Andre et al.
D618,204 S	6/2010	Andre et al.

FOREIGN PATENT DOCUMENTS

EM	000569157-0005	9/2006
----	----------------	--------

OTHER PUBLICATIONS

“LG KE850 Prada,” [http://www.gsmarena.com/lg\\_ke850\\_prada-1828.php](http://www.gsmarena.com/lg_ke850_prada-1828.php). Downloaded Feb. 20, 2007. 4 pages.

“Meizu’s M8? Apple lawyers, start your engines,” <http://www.engadget.com/2007/01/29/meizus-m8-apple-lawyers-start-your-engines/>. Downloaded Sep. 13, 2007, 3 pages.

\* cited by examiner

*Primary Examiner*—Cathron C Brooks

*Assistant Examiner*—Barbara Fox

(74) *Attorney, Agent, or Firm*—Sterne, Kessler, Goldstein & Fox PLLC

(57)

**CLAIM**

The ornamental design for an electronic device, as shown and described.

**DESCRIPTION**

FIG. 1 is a bottom front perspective view of an electronic device showing our new design;

FIG. 2 is a top front perspective view thereof;

FIG. 3 is a top rear perspective view thereof;

FIG. 4 is a bottom rear perspective view thereof;

FIG. 5 is a front view thereof;

FIG. 6 is a rear view thereof;

FIG. 7 is a top view thereof;

FIG. 8 is a bottom view thereof;

FIG. 9 is a left side view thereof; and,

FIG. 10 is a right side view thereof.

The shade lines in the Figures show contour and not surface ornamentation.

The surfaces of the portable display device shown in FIGS. 1-10 are illustrated to show color and contrast, specifically, the front and back surfaces are black and the side surfaces are a stainless steel color.

The broken lines in the figures show portions of the electronic device which form no part of the claimed design.

**1 Claim, 8 Drawing Sheets**



FIG. 1



FIG. 2

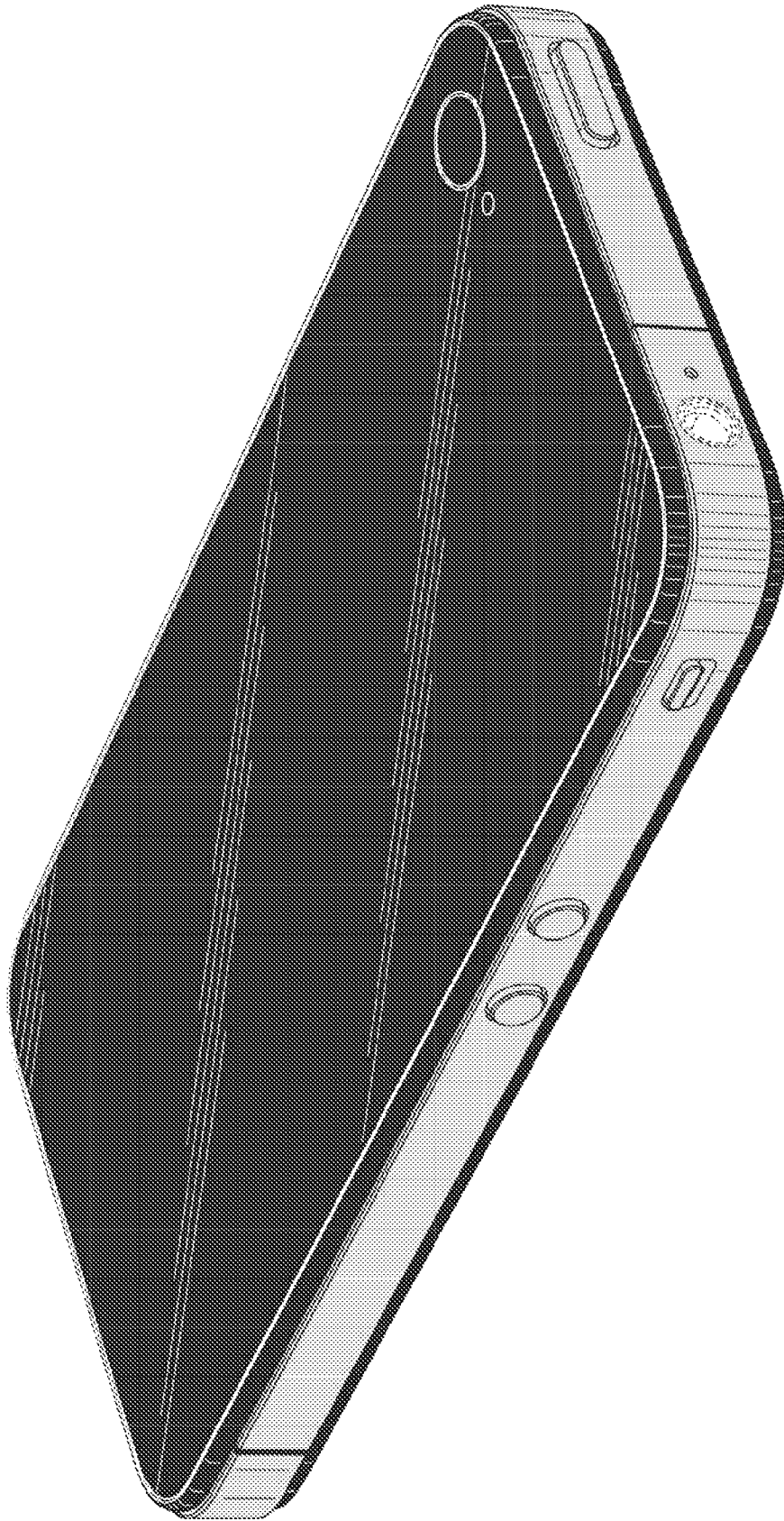


FIG. 3

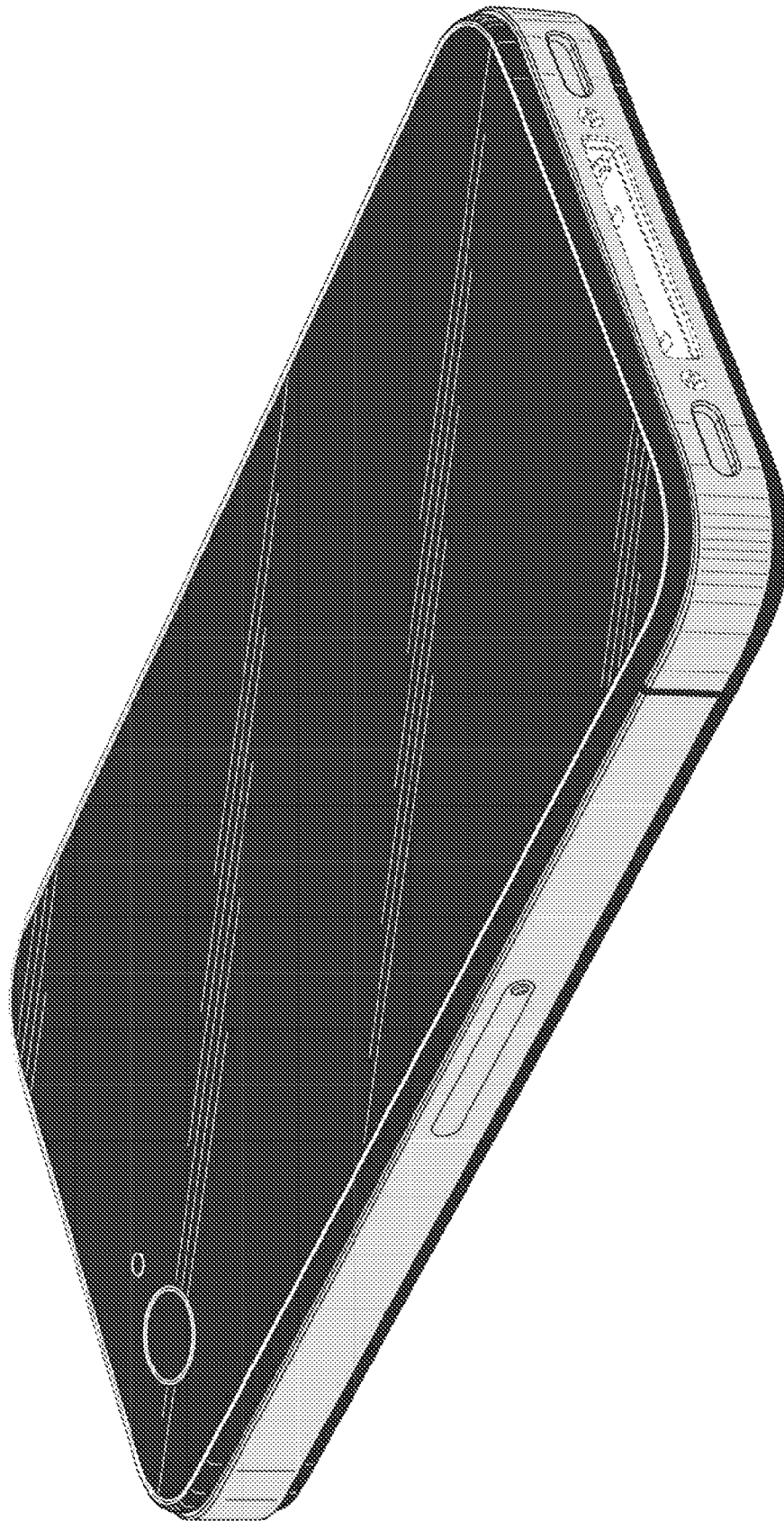


FIG. 4




FIG. 5






FIG. 6





**FIG. 7**



**FIG. 8**




FIG. 9




FIG. 10

UNITED STATES PATENT AND TRADEMARK OFFICE  
**CERTIFICATE OF CORRECTION**

PATENT NO. : D633,908 S  
APPLICATION NO. : 29/360110  
DATED : March 8, 2011  
INVENTOR(S) : Jody Akana

Page 1 of 2

It is certified that error appears in the above-identified patent and that said Letters Patent is hereby corrected as shown below:

Delete Drawing Sheet 3 of 8 and substitute therefore the attached Drawing Sheet 3 of 8 consisting of corrected FIG 3.

Signed and Sealed this  
Seventh Day of February, 2012

A handwritten signature in black ink that reads "David J. Kappos". The signature is written in a cursive style with a large initial "D".

David J. Kappos  
*Director of the United States Patent and Trademark Office*

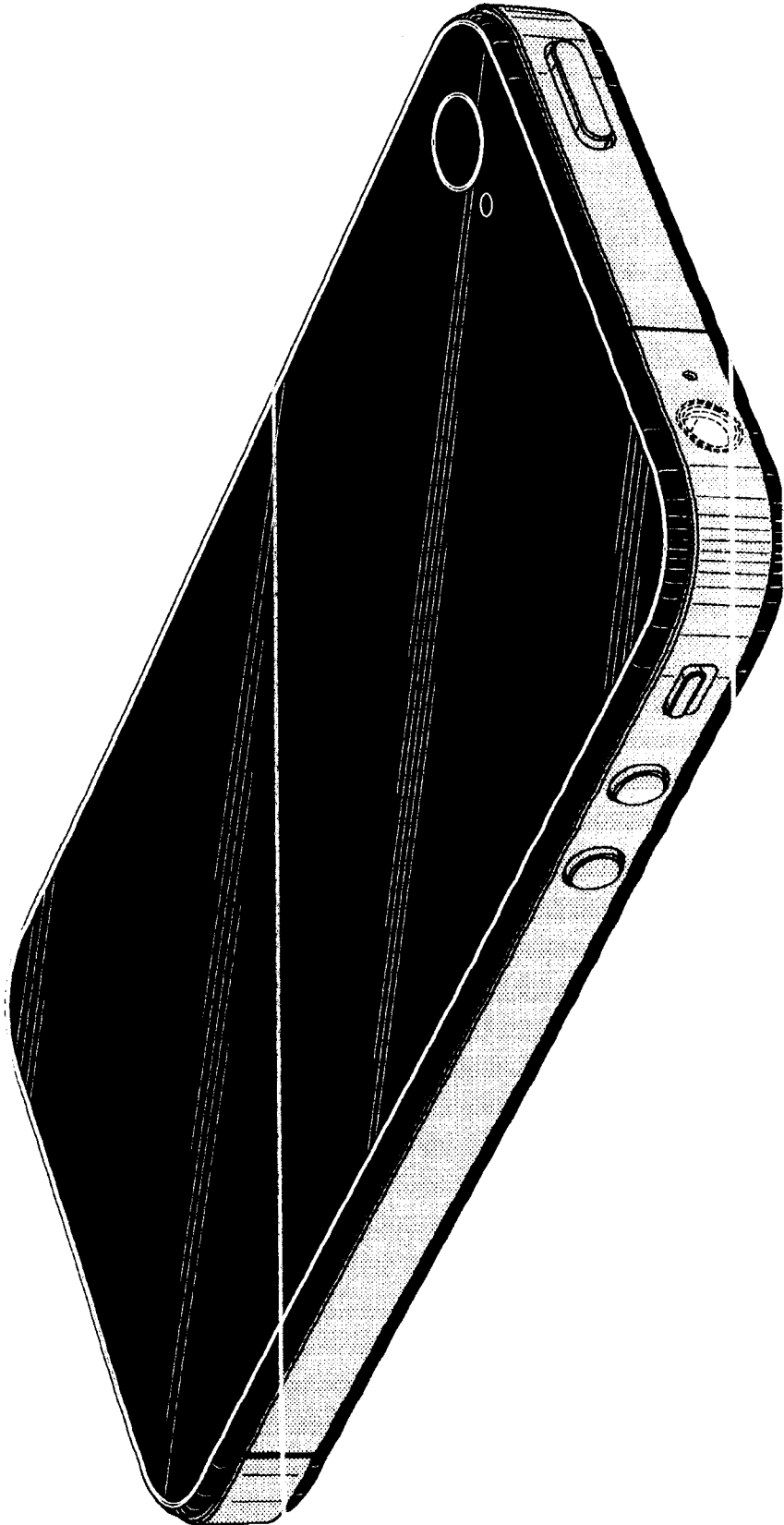


FIG. 3