



US00D636371S

(12) **United States Design Patent**
Spielvogel et al.

(10) **Patent No.:** **US D636,371 S**

(45) **Date of Patent:** **** Apr. 19, 2011**

(54) **EMERGENCY TELEPHONE**

(75) Inventors: **Steven Spielvogel**, New York, NY (US);
William Robert Dorr, Keller, TX (US)

(73) Assignee: **Steven Spielvogel**, New York, NY (US)

(**) Term: **14 Years**

(21) Appl. No.: **29/343,092**

(22) Filed: **Sep. 8, 2009**

(51) **LOC (9) Cl.** **14-03**

(52) **U.S. Cl.** **D14/142**

(58) **Field of Classification Search** D14/137,
D14/138 R, 138 AA, 138 AB, 138 AC, 138 AD,
D14/138 C, 138 G, 147-148, 156, 191, 218,
D14/247-248, 341-347, 390, 399, 455-456,
D14/496, 140, 142-144, 159; D10/65, 78,
D10/104; D13/164, 168; D16/14.01-14.02;
D21/329, 331, 333, 517; 343/702; 345/167,
345/168, 169; 348/14.01-14.02; 361/814;
379/433.01-433.13; 439/165; 455/90.3,
455/556.1-556.2, 566, 575.1, 575.3, 575.4
See application file for complete search history.

(56) **References Cited**

U.S. PATENT DOCUMENTS

D352,930	S	*	11/1994	Tsuji	D13/168
D383,745	S	*	9/1997	Lindeman et al.	D14/137
D391,230	S	*	2/1998	Thomas	D13/168
D398,923	S	*	9/1998	Tokiyama et al.	D14/137
D412,903	S	*	8/1999	Boyd	D14/138 AA
D416,016	S	*	11/1999	Hughes et al.	D14/147
D433,395	S	*	11/2000	Wong	D14/137
D434,401	S	*	11/2000	Haase et al.	D14/137
D435,028	S	*	12/2000	Garman	D14/144
D442,930	S	*	5/2001	Nguyen et al.	D14/138 AA
D452,684	S	*	1/2002	Sedan et al.	D14/137

(Continued)

FOREIGN PATENT DOCUMENTS

WO DM/072674 * 9/2009

OTHER PUBLICATIONS

Lorex Portable Wireless Color Video Monitor and Camera Model—
LW2001, <URL:http://sylvaniastore.lorextechnology.com/product.
aspx?id=2104&gclid=CLW3pMvH_6ACFWV75QodU1XYxQ>,
retrieved from internet Apr. 11, 2010.*

(Continued)

Primary Examiner — Robert M. Spear

Assistant Examiner — Carla Wright

(74) *Attorney, Agent, or Firm* — Lackenbach Siegel, LLP;
Paul A. Levitsky, Esq.

(57) **CLAIM**

The ornamental design for an emergency telephone, as shown
and described.

DESCRIPTION

FIG. 1 is a perspective view of our new and novel design of an
emergency telephone.

FIG. 2 is a front view of our new and novel design of an
emergency telephone.

FIG. 3 is a rear view of our new and novel design of an
emergency telephone.

FIG. 4 is a right side view of our new and novel design of an
emergency telephone.

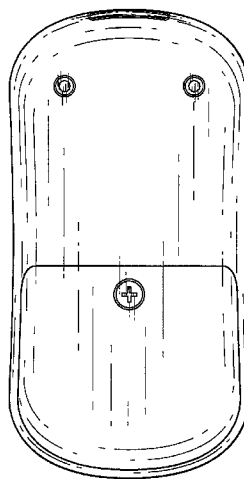
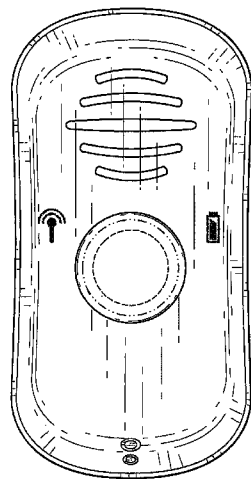
FIG. 5 is a left side view of our new and novel design of an
emergency telephone.

FIG. 6 is a top view of our new and novel design of an
emergency telephone; and,

FIG. 7 is a bottom view of our new and novel design of an
emergency telephone.

The uneven broken lines (dash-dot-dot-dash) shown in FIGS.
1-2 and 4-7 represent a boundary of the claimed design; and,
the evenly spaced broken lines (dash-dash-dash) depict
unclaimed environment. The broken lines and the unshaded
surfaces bounded by broken lines form no part of the claimed
design.

1 Claim, 5 Drawing Sheets



U.S. PATENT DOCUMENTS

D468,280 S * 1/2003 Kim et al. D14/138 AA
D480,698 S * 10/2003 Slipy et al. D14/147
D484,109 S * 12/2003 Chung et al. D14/138 AA
D487,735 S * 3/2004 Wu et al. D14/138 AA
D496,355 S * 9/2004 Harshbarger et al. D14/248
D504,121 S * 4/2005 Robertson et al. D14/138 AA
D563,907 S * 3/2008 Badarello D13/168
D571,768 S * 6/2008 Shi et al. D14/138 AA
D578,993 S * 10/2008 Yamada et al. D14/159
D600,669 S * 9/2009 Lewis D14/142
D612,356 S * 3/2010 Chen D14/138 AD
D612,839 S * 3/2010 Kato D14/218
2004/0224717 A1 * 11/2004 Hertzberg et al. 455/550.1
2005/0270270 A1 * 12/2005 Chadha 345/157
2006/0019725 A1 * 1/2006 Lai et al. 455/575.1

OTHER PUBLICATIONS

Healiohealth 911 Emergency Phone Guardian Alert, <URL:http://www.amazon.com/gp/product/B0007U07UG/ref=pd_lpo_k2_dp_sr_1?pf_rd_p=486539851&pf_rd_s=lpo-top-stripe-1&pf_rd_t=201&pf_rd_i=B001S4HXF2&pf_rd_m=ATVPDKIKX0DER&pf_rd_r=13TC7NEBWVQX7WAG388S>, retrieved from internet Apr. 11, 2010.*
Freedom Alert 911 Medical Emergency Response System, <URL:http://www.amazon.com/Freedom-Alert-Medical-Emergency-Response/dp/B002IMW8O4/ref=pd_sbs_hpc_3>, retrieved from internet Apr. 11, 2010.*

* cited by examiner

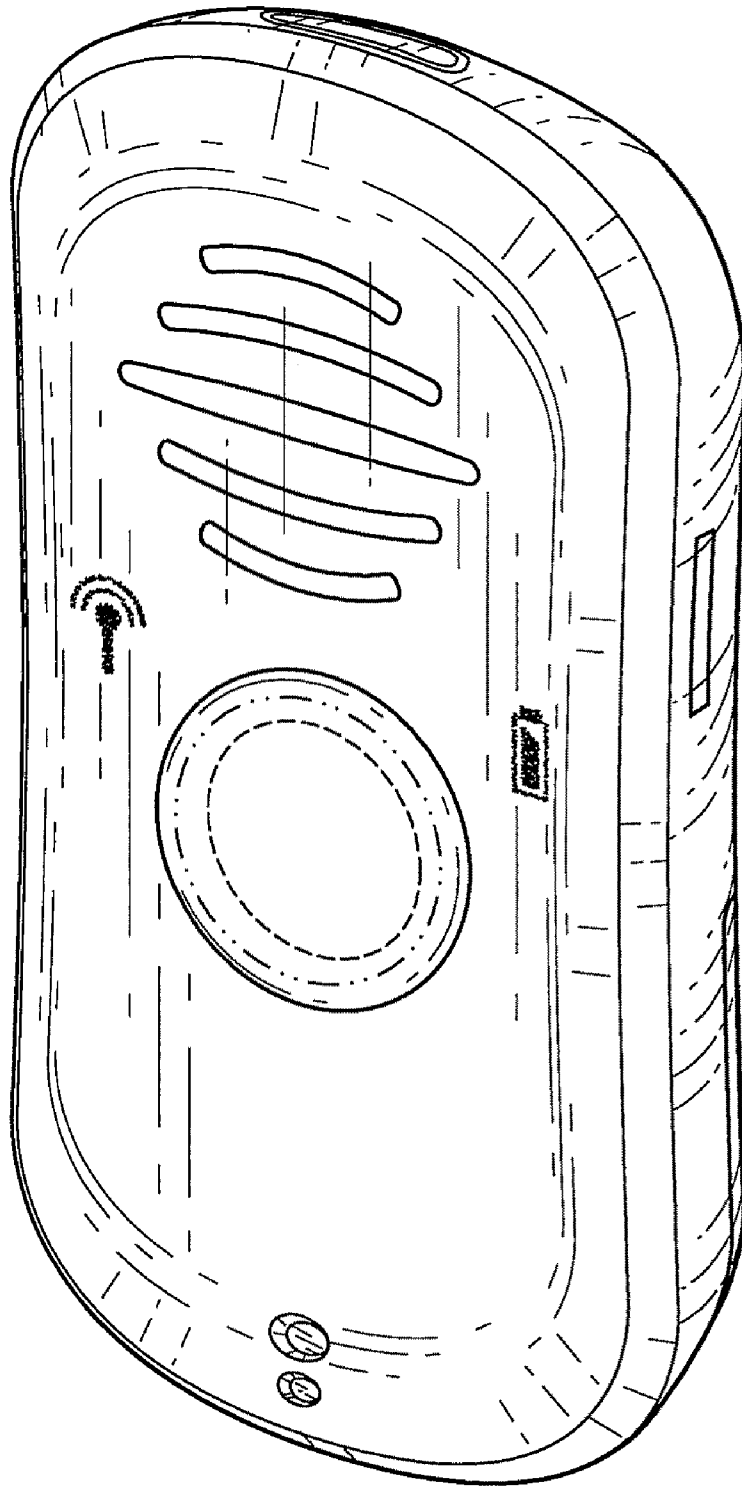


FIG. 1

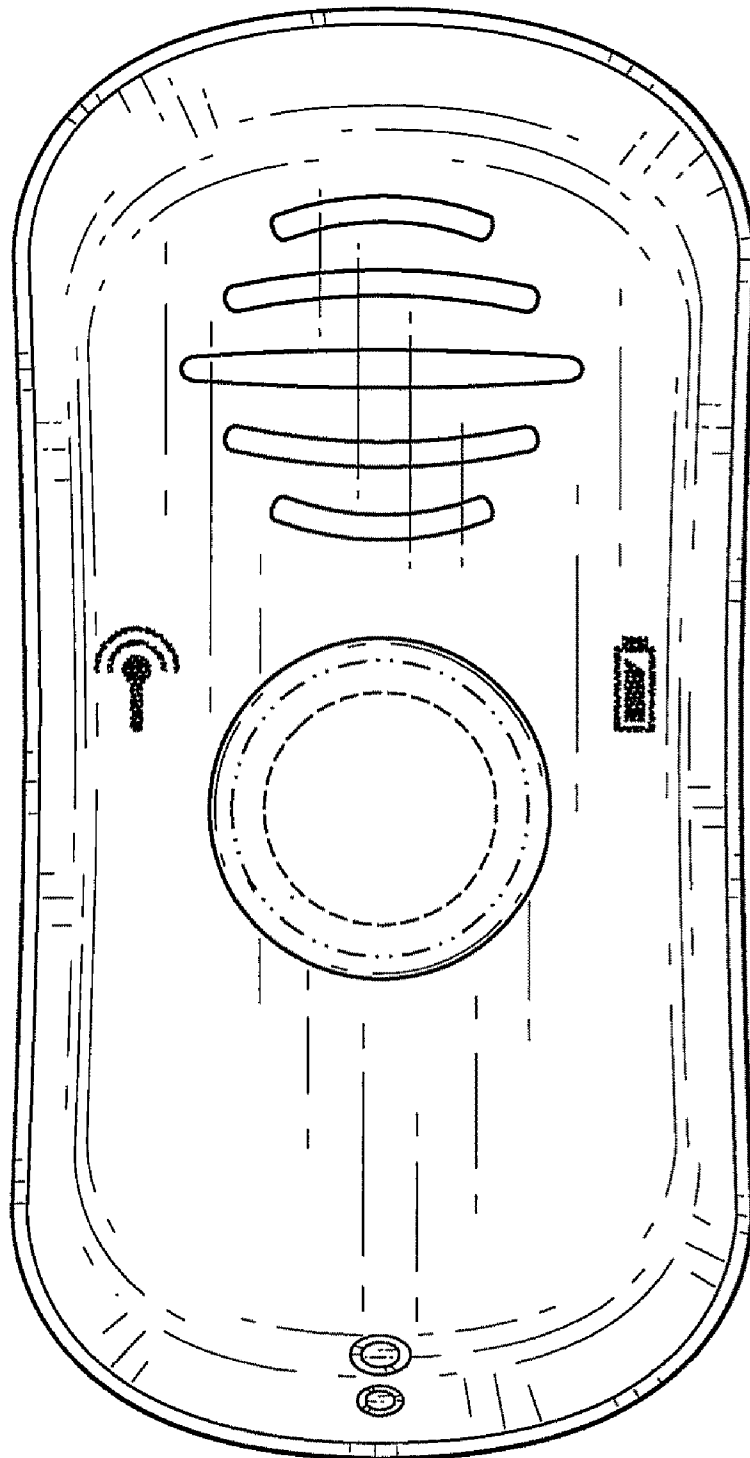


FIG. 2

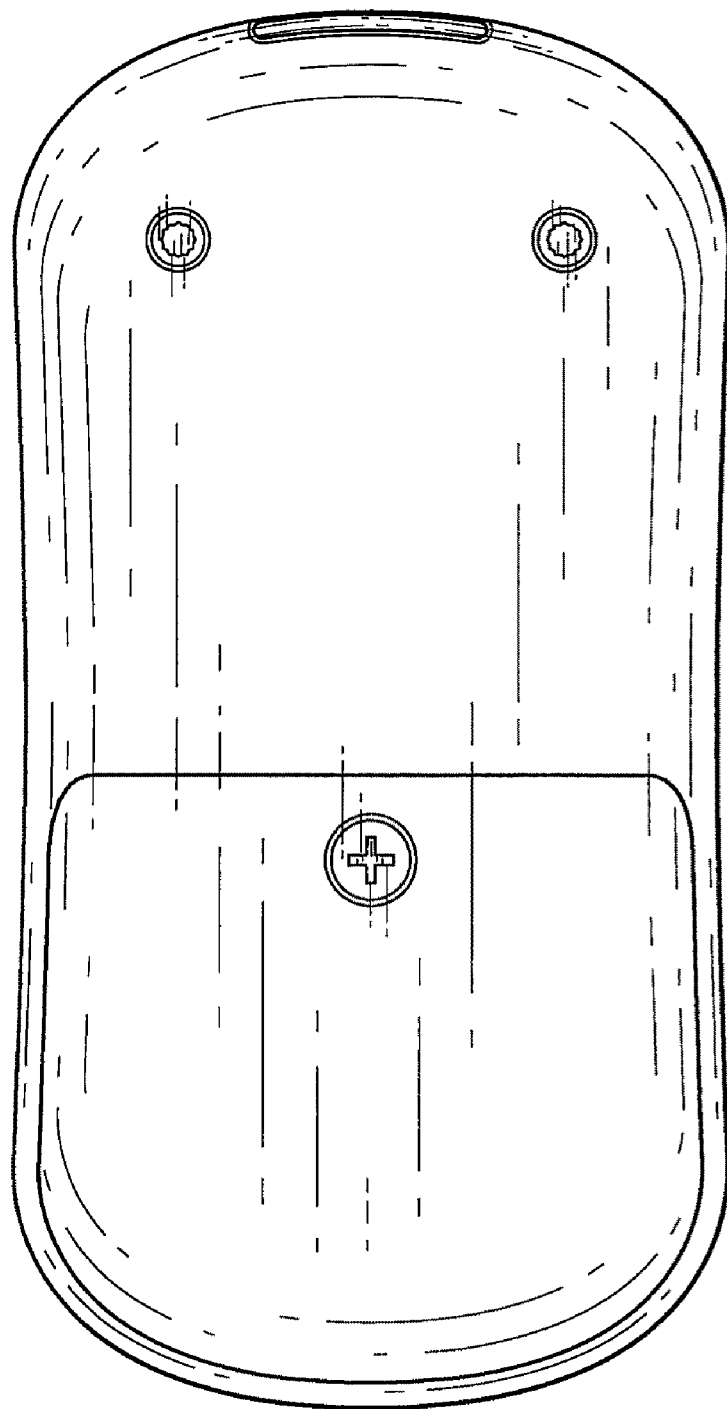


FIG. 3

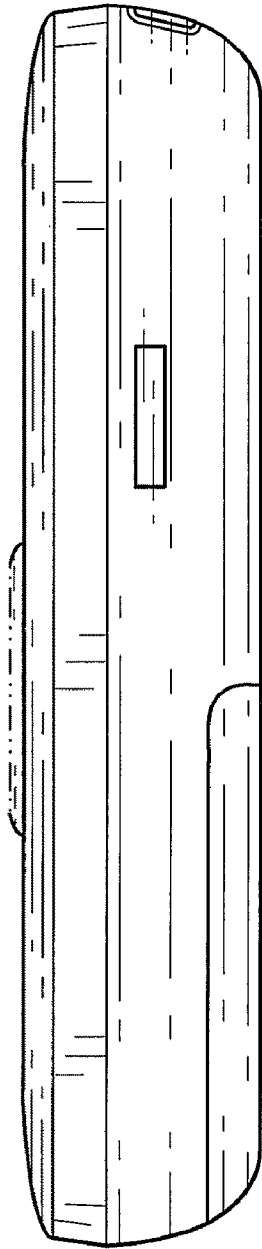


FIG. 4

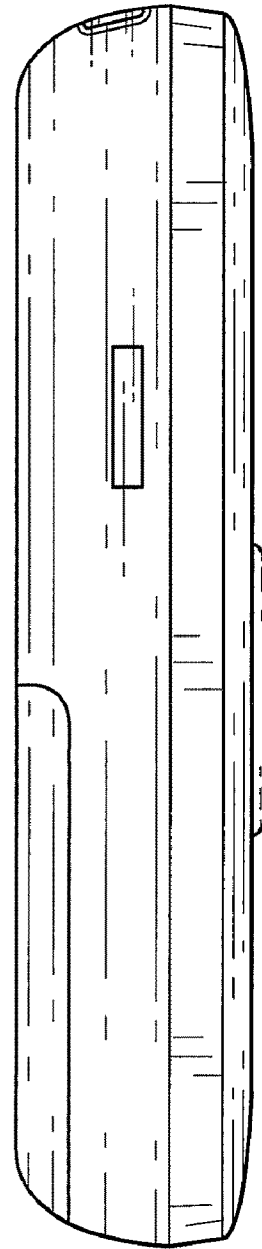


FIG. 5

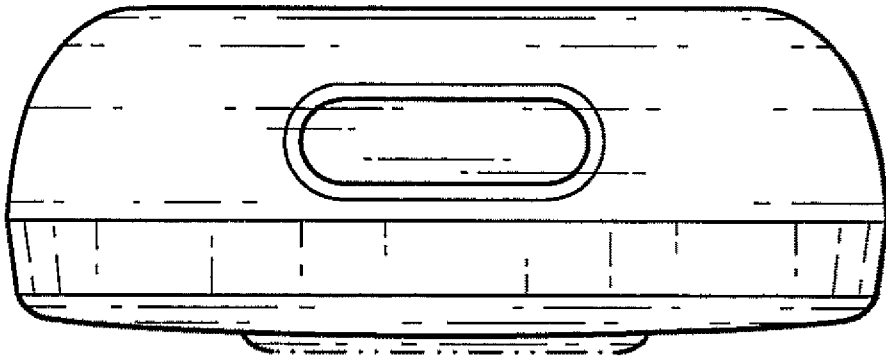


FIG. 6




FIG. 7