



US00D453799S

(12) **United States Design Patent**
Pan

(10) **Patent No.:** **US D453,799 S**

(45) **Date of Patent:** **** Feb. 19, 2002**

(54) **DOOR FOR A DART BOARD**
(75) Inventor: **Francis Pan**, Taichung (TW)
(73) Assignee: **Forhouse Corporation**, Taichung Hsien (TW)
(**) Term: **14 Years**
(21) Appl. No.: **29/138,061**
(22) Filed: **Mar. 5, 2001**

3,208,618 A * 9/1965 Spector 215/254
3,281,001 A * 10/1966 Stuart 215/254
5,292,135 A * 3/1994 Menke 273/376
D402,329 S * 12/1998 Hunter D21/341

* cited by examiner

Primary Examiner—Sandra L. Morris
(74) *Attorney, Agent, or Firm*—Dellett and Walters

(57) **CLAIM**

The ornamental design for a door for a dart board, as shown.

DESCRIPTION

FIG. 1 is a perspective view of a door for a dart board, showing my new design;
FIG. 2 is a front elevational view thereof;
FIG. 3 is a rear elevational view thereof;
FIG. 4 is a left side elevational view thereof;
FIG. 5 is a right side elevational view thereof;
FIG. 6 is a top plan view thereof; and,
FIG. 7 is a bottom plan view thereof.

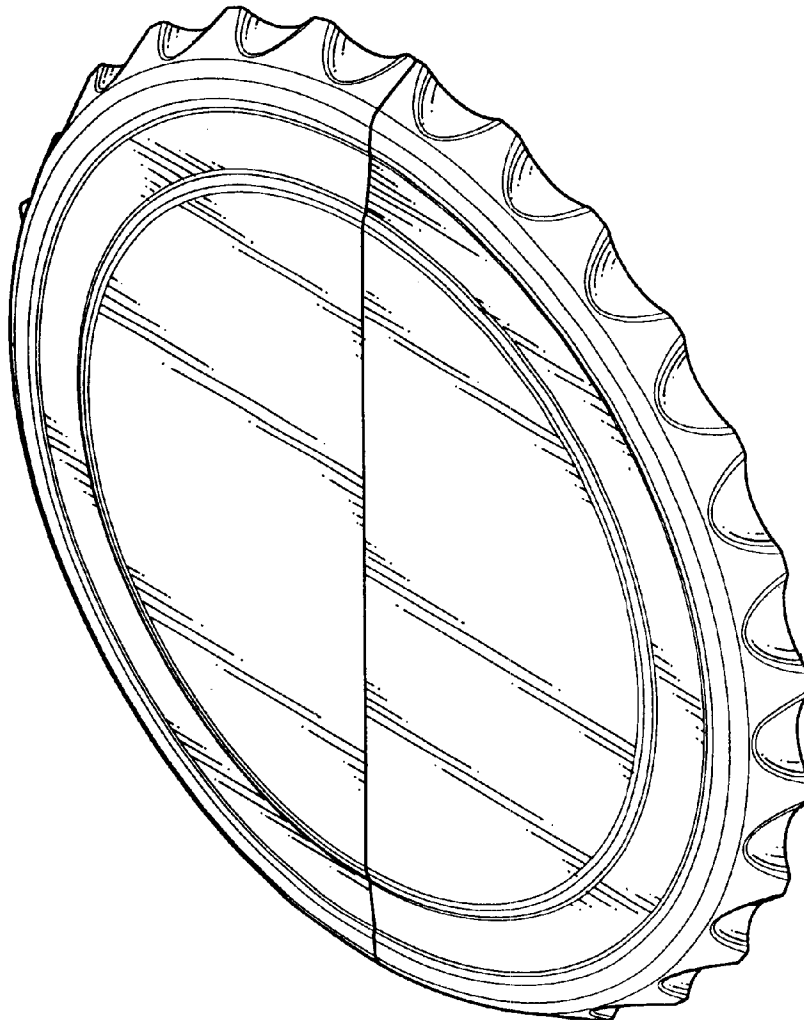
(51) **LOC (7) Cl.** **21-01**
(52) **U.S. Cl.** **D21/308; D21/385**
(58) **Field of Search** D21/307, 308,
D21/334-368; 273/348, 371, 376, 403,
408; D6/563; D9/452, 453; 215/254

(56) **References Cited**

U.S. PATENT DOCUMENTS

D48,033 S * 10/1915 Kaye D9/453
3,199,705 A * 8/1965 Brockett 215/254

1 Claim, 5 Drawing Sheets



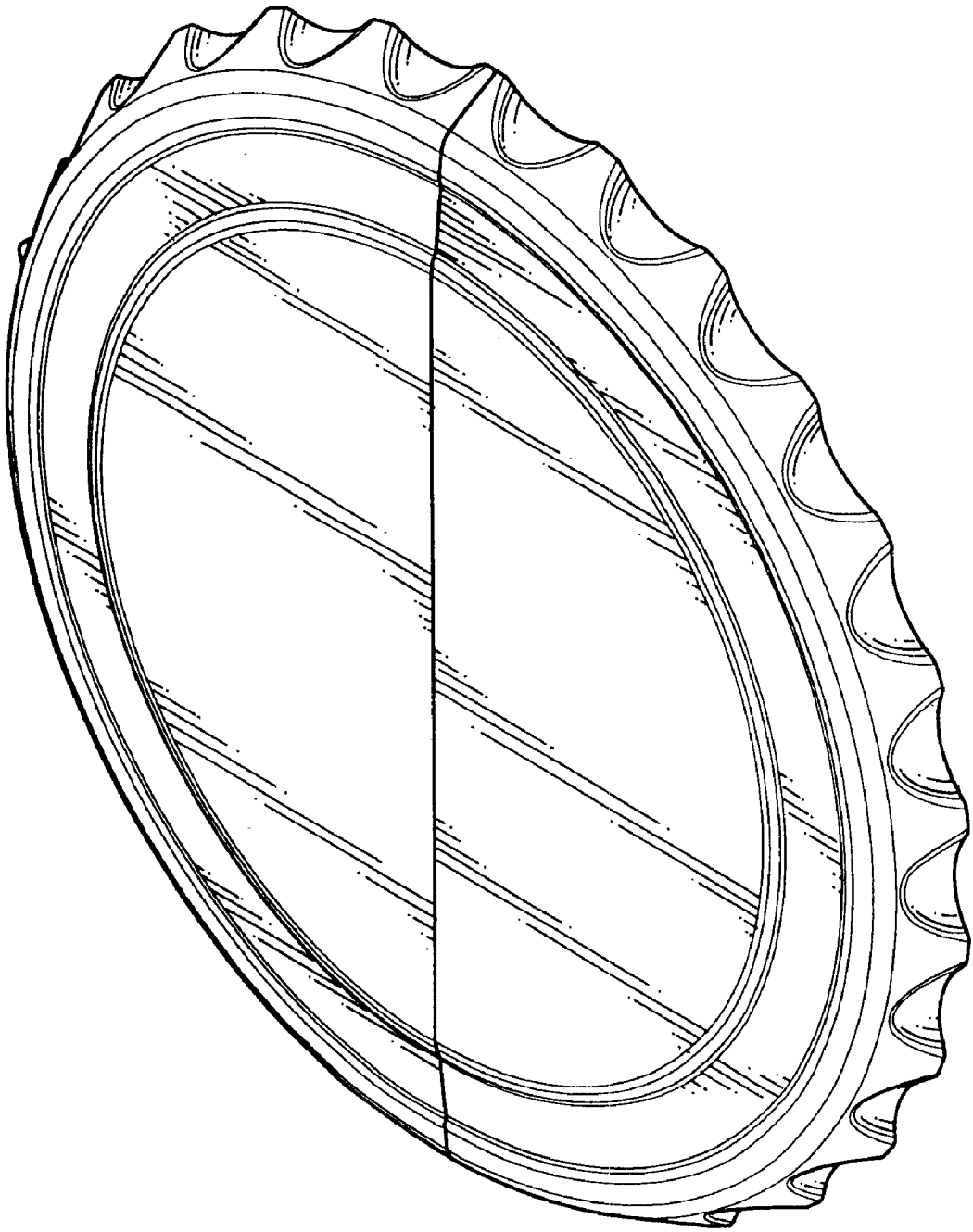


FIG. 1




FIG. 2




FIG. 3

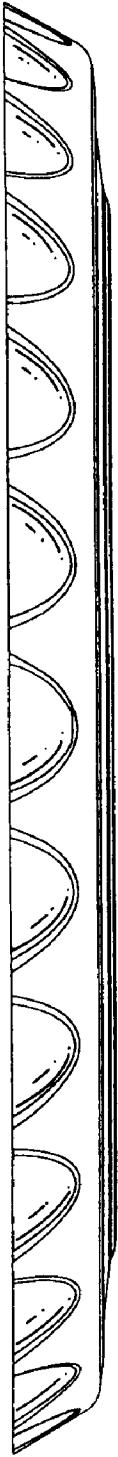


FIG. 4



FIG. 5

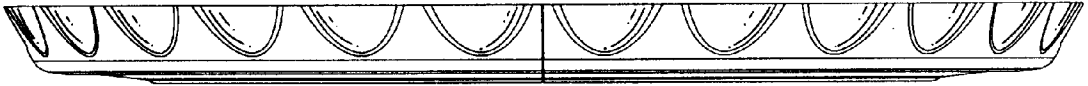


FIG. 6

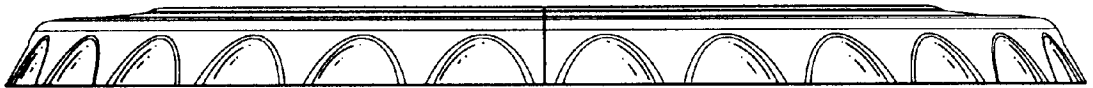


FIG. 7