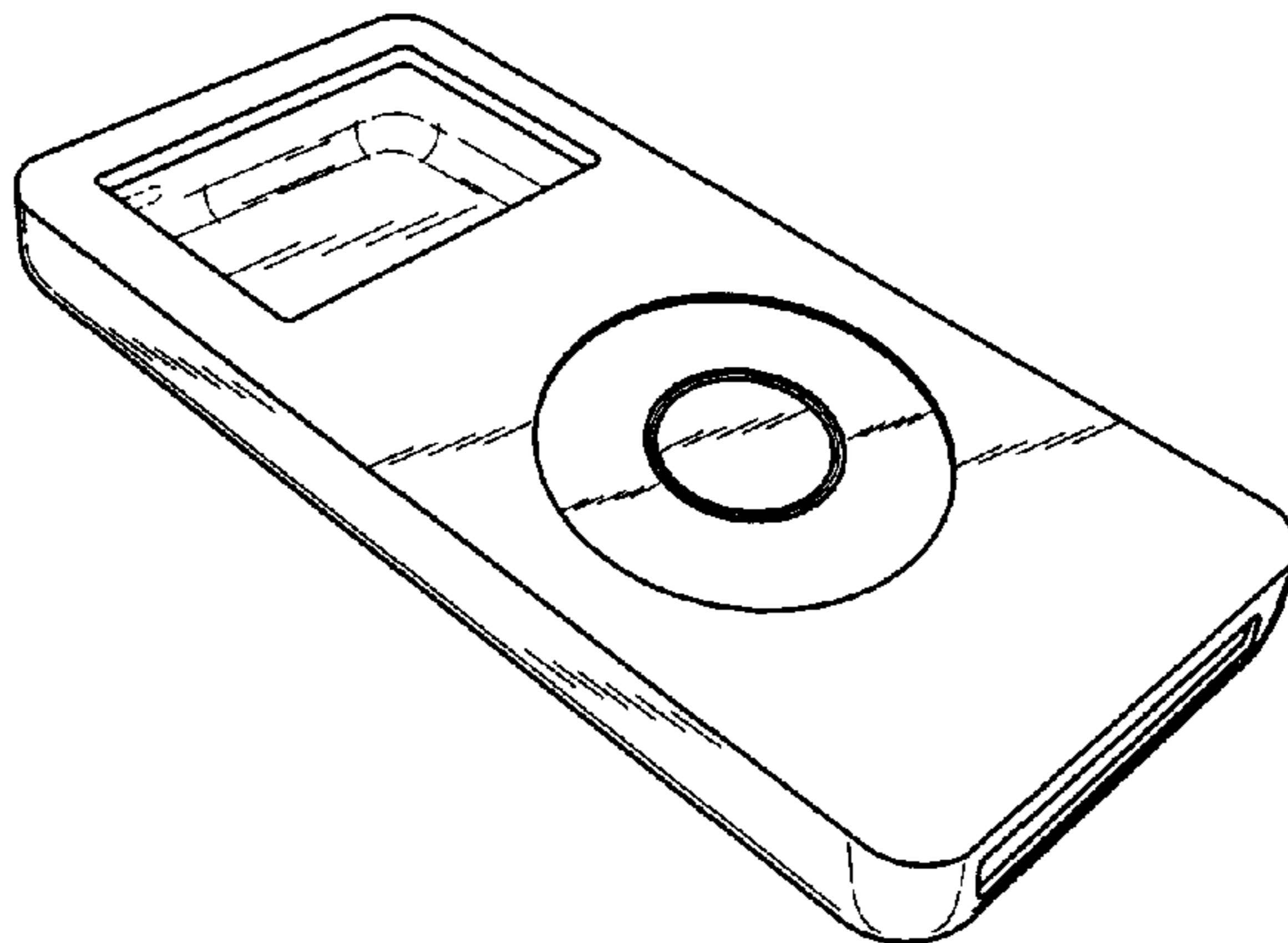




US00D551252S

(12) **United States Design Patent** (10) **Patent No.:** **US D551,252 S**  
**Andre et al.** (45) **Date of Patent:** **\*\* Sep. 18, 2007**

- (54) **SLEEVE** 5,501,458 A \* 3/1996 Mallory ..... 273/148 B  
5,661,632 A 8/1997 Register  
(75) Inventors: **Bartley K. Andre**, Menlo Park, CA 5,926,438 A \* 7/1999 Saito ..... 367/111  
(US); **Daniel J. Coster**, San Francisco, CA (US); **Daniele De Iuliis**, San Francisco, CA (US); **Richard P. Howarth**, San Francisco, CA (US); **Jonathan P. Ive**, San Francisco, CA (US); **Steve Jobs**, Palo Alto, CA (US); **Duncan Robert Kerr**, San Francisco, CA (US); **Shin Nishibori**, San Francisco, CA (US); **Matthew Dean Rohrbach**, San Francisco, CA (US); **Douglas B. Satzger**, Menlo Park, CA (US); **Calvin Q. Seid**, Palo Alto, CA (US); **Christopher J. Stringer**, Portola Valley, CA (US); **Eugene Antony Whang**, San Francisco, CA (US); **Rico Zorkendorfer**, San Francisco, CA (US)  
D412,940 S 8/1999 Kato et al.  
5,964,661 A 10/1999 Dodge  
D425,885 S 5/2000 Amron  
6,078,792 A \* 6/2000 Phillips ..... 455/575.1  
D430,169 S 8/2000 Scibora  
6,122,526 A 9/2000 Parulski et al.  
D432,523 S 10/2000 Grinkus et al.  
D437,860 S 2/2001 Suzuki et al.  
6,227,966 B1 5/2001 Yokoi  
6,254,477 B1 7/2001 Sasaki et al.  
6,262,785 B1 7/2001 Kim  
6,273,252 B1 \* 8/2001 Mitchell ..... 206/320  
D448,810 S 10/2001 Goto  
D450,713 S 11/2001 Masamitsu et al.  
6,314,483 B1 11/2001 Goto et al.  
D452,250 S 12/2001 Chan  
D455,793 S 4/2002 Lin  
D464,196 S 10/2002 Parker  
D468,365 S 1/2003 Bransky et al.  
D469,109 S 1/2003 Andre et al.  
D472,245 S 3/2003 Andre et al.  
D473,207 S 4/2003 Tanio  
6,591,085 B1 7/2003 Grady  
D483,809 S 12/2003 Lim  
D486,813 S 2/2004 Chun  
D487,192 S 3/2004 Farnham et al.  
D489,052 S 4/2004 Shiraki et al.  
D489,731 S 5/2004 Huang  
D490,068 S 5/2004 Chen  
D492,323 S 6/2004 Wang  
D494,188 S 8/2004 Huang  
D495,185 S 8/2004 Palmer  
6,769,603 B2 \* 8/2004 Nagai et al. .... 235/375  
D497,618 S 10/2004 Andre et al.  
D499,423 S 12/2004 Bahroocha et al.  
D499,424 S 12/2004 Bahroocha  
D506,476 S 6/2005 Andre et al.  
D507,277 S 7/2005 Sitoh  
D509,833 S 9/2005 Yang  
D510,937 S 10/2005 Tsai  
D511,347 S 11/2005 Naruki  
D512,403 S 12/2005 Yang  
6,977,675 B2 12/2005 Kotzin  
D513,512 S 1/2006 Tsai  
D514,120 S 1/2006 Chan  
D514,121 S 1/2006 Johnson
- (73) Assignee: **Apple Inc.**, Cupertino, CA (US)
- (\*\*) Term: **14 Years**
- (21) Appl. No.: **29/237,690**
- (22) Filed: **Sep. 2, 2005**
- (51) **LOC (8) Cl.** ..... **14-03**
- (52) **U.S. Cl.** ..... **D14/496**
- (58) **Field of Classification Search** ..... D14/496,  
D14/401, 435, 474, 483, 217, 137, 138, 160,  
D14/168; 345/156, 169, 173-179, 905; 715/727-729,  
715/864; 455/11.1, 7, 73, 344-347, 93, 95;  
370/342-344; 369/1, 2, 6, 12; 463/43-47;  
273/148 B
- See application file for complete search history.
- (56) **References Cited**  
U.S. PATENT DOCUMENTS  
2,255,999 A 9/1941 Kuehner  
D264,969 S 6/1982 McGourty  
4,976,435 A 12/1990 Shaford et al.  
5,192,082 A 3/1993 Inoue et al.



D514,589	S	2/2006	Chen	
D515,099	S	2/2006	Lee	
D515,546	S	2/2006	Mu	
D516,576	S	3/2006	Ive et al.	
D517,088	S	3/2006	Chong et al.	
D518,290	S	4/2006	Andre et al.	
D519,523	S	4/2006	Chiu et al.	
D520,020	S	5/2006	Senda et al.	
7,046,230	B2	5/2006	Zadesky et al.	
7,046,508	B2 *	5/2006	Lin .....	361/683
7,095,403	B2 *	8/2006	Lyustin et al. ....	345/171
D538,820	S *	3/2007	Andre et al. ....	D14/496
D538,822	S *	3/2007	Andre et al. ....	D14/496
D539,811	S *	4/2007	Lee .....	D14/496
D539,815	S *	4/2007	Lai et al. ....	D14/496
D540,539	S *	4/2007	Gutierrez .....	D3/269
2004/0224638	A1	11/2004	Fadell et al.	

OTHER PUBLICATIONS

- U.S. Appl. No. 29/224,220, filed Feb. 25, 2005.
- U.S. Appl. No. 29/237,096, filed Aug. 24, 2005.
- U.S. Appl. No. 29/237,229, filed Aug. 24, 2005.
- U.S. Appl. No. 29/237,226, filed Aug. 24, 2005.
- U.S. Appl. No. 29/237,235, filed Aug. 24, 2005.
- U.S. Appl. No. 29/237,231, filed Aug. 24, 2005.
- U.S. Appl. No. 29/255,274, filed Mar. 6, 2006.
- U.S. Appl. No. 29/237,228, filed Aug. 24, 2005.
- U.S. Appl. No. 29/237,225, filed Aug. 24, 2005.
- U.S. Appl. No. 29/237,230, filed Aug. 24, 2005.
- U.S. Appl. No. 29/255,294, filed Mar. 6, 2005.
- U.S. Appl. No. 29/237,232, filed Aug. 24, 2005.
- U.S. Appl. No. 29/237,090, filed Aug. 24, 2005.
- U.S. Appl. No. 29/237,224, filed Aug. 24, 2005.

\* cited by examiner

*Primary Examiner*—Prabhakar Deshmukh  
*(74) Attorney, Agent, or Firm*—Beyer Weaver LLP

(57) **CLAIM**

We claim the ornamental design for a sleeve, substantially as shown and described.

**DESCRIPTION**

FIG. 1 is a perspective view of a sleeve showing our new design;

FIG. 2 is a front elevational view thereof;

FIG. 3 is a rear elevational view thereof;

FIG. 4 is a top plan view thereof;

FIG. 5 is a bottom plan view thereof;

FIG. 6 is a right side elevational view thereof;

FIG. 7 is a left side elevational view thereof;

FIG. 8 is a front elevational view thereof, shown in an environmental use wherein an electronic device being placed into the sleeve;

FIG. 9 is a front elevational view thereof, showing an electronic device inserted therein;

FIG. 10 is a front elevational view of the sleeve having a green color designation;

FIG. 11 is a front elevational view of the sleeve having a blue color designation;

FIG. 12 is a front elevational view of the sleeve having a red or pink color designation;

FIG. 13 is a front elevational view of the sleeve having an orange color designation;

FIG. 14 is a front elevational view of the sleeve having a purple color designation;

FIG. 15 is a front elevational view of the sleeve having a yellow color designation;

FIG. 16 is a front elevational view of the sleeve having a black color designation;

FIG. 17 is a front elevational view of the sleeve having a white color designation;

FIG. 18 is a front elevational view of the sleeve having a gray or silver color designation; and,

FIG. 19 is a front elevational view of the sleeve having a transparent or semitransparent designation.

The broken lines are for illustrative purpose only and form no part of the claimed design.

**1 Claim, 6 Drawing Sheets**

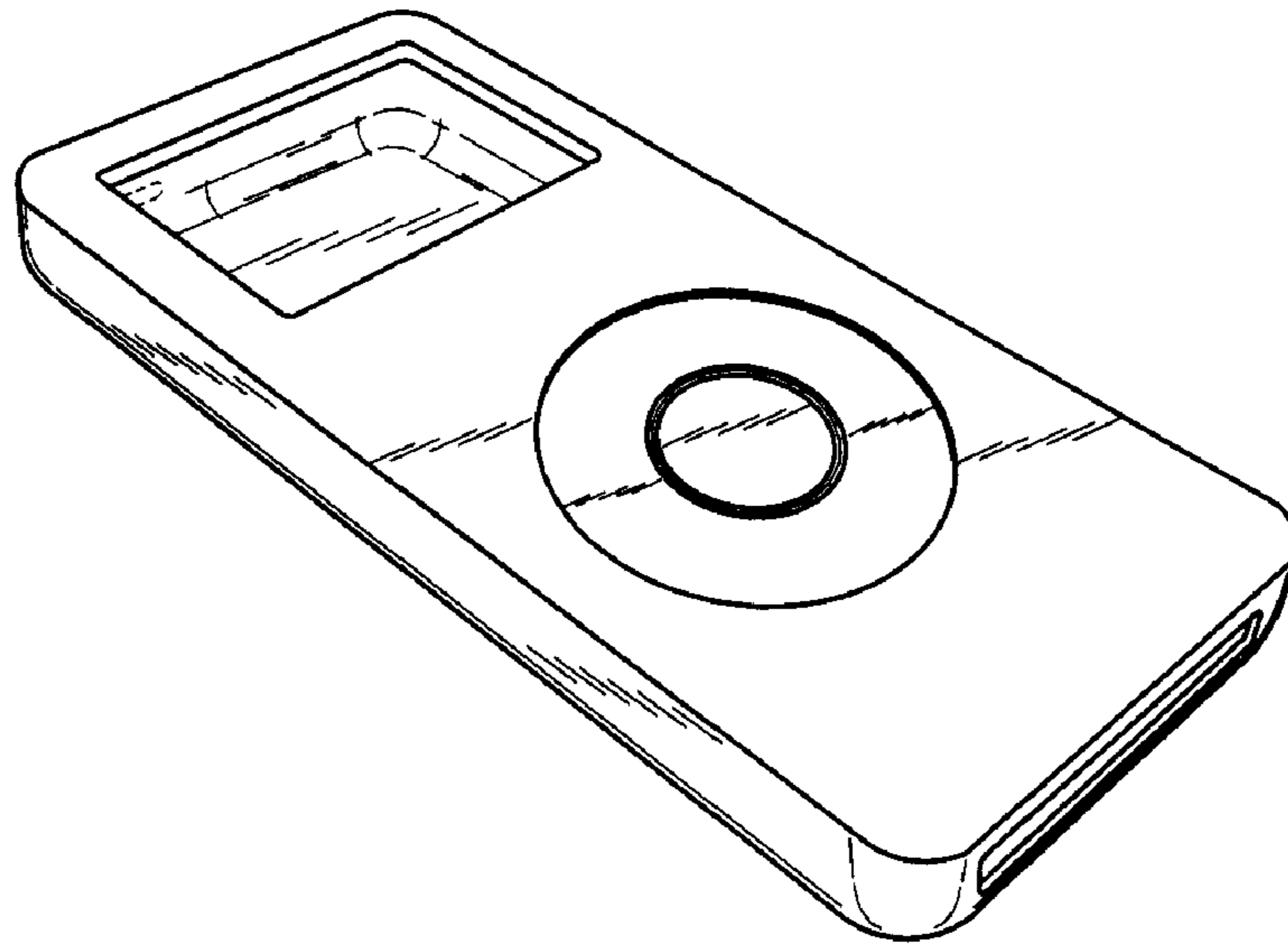


FIG. 1

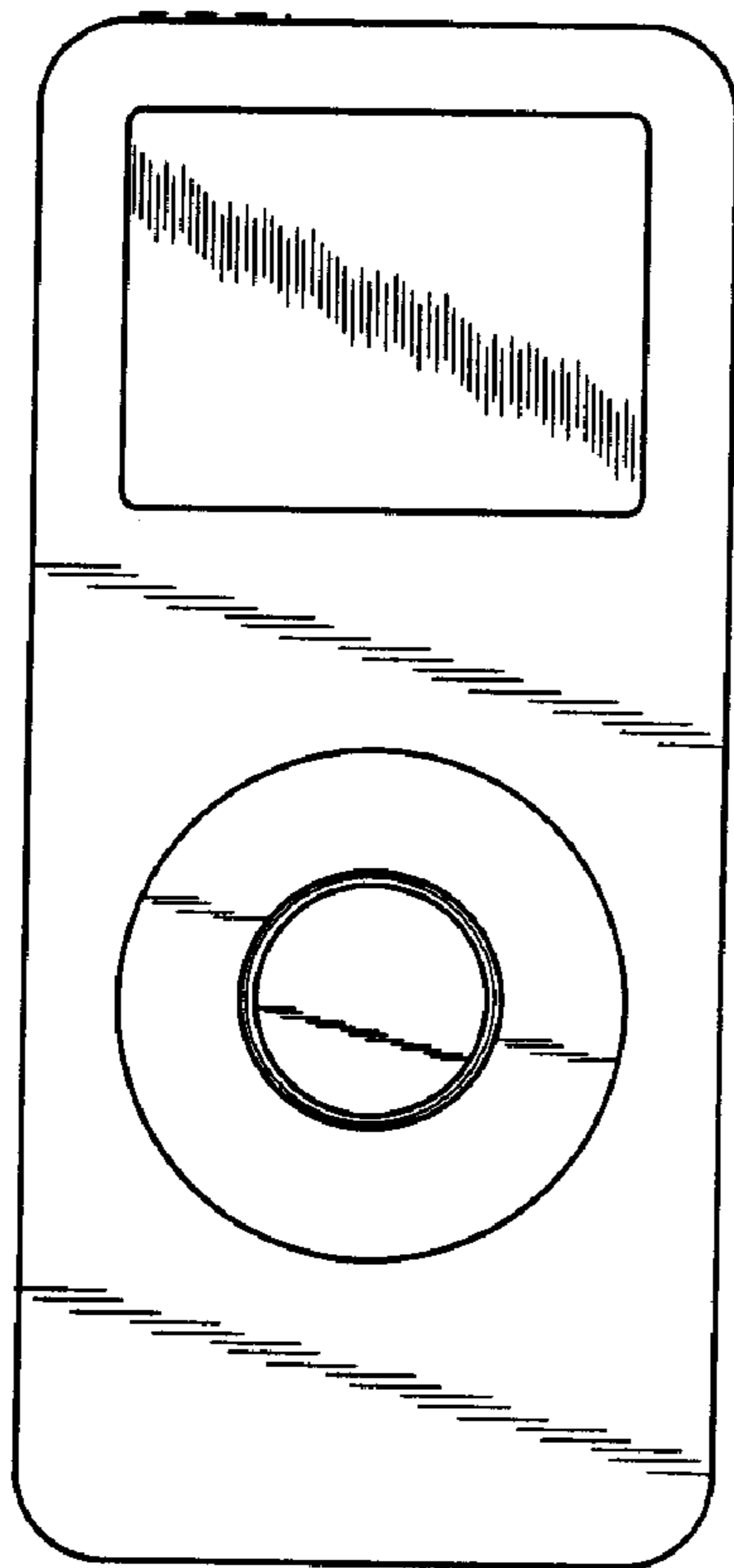


FIG. 2

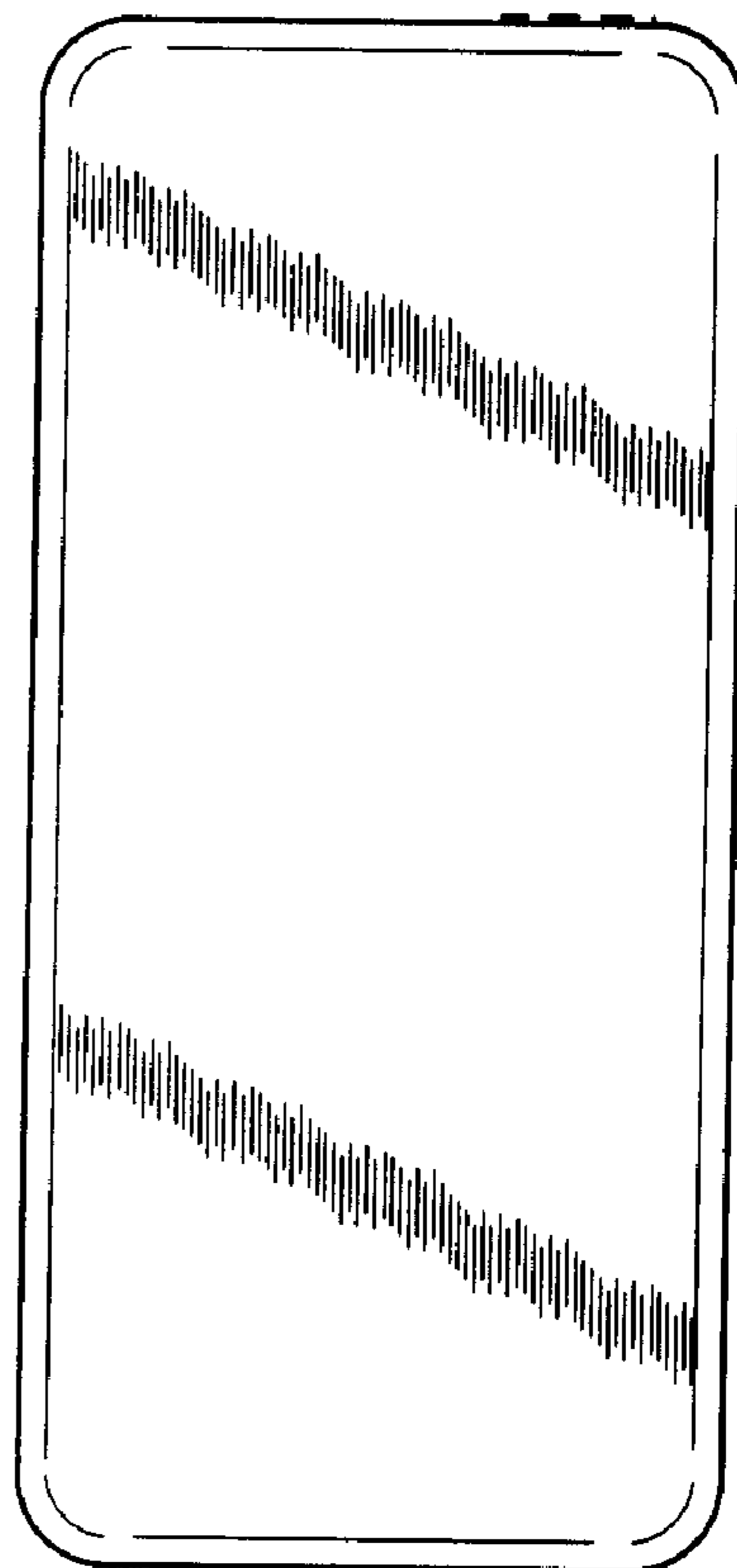


FIG. 3




FIG. 4




FIG. 5



FIG. 6



FIG. 7

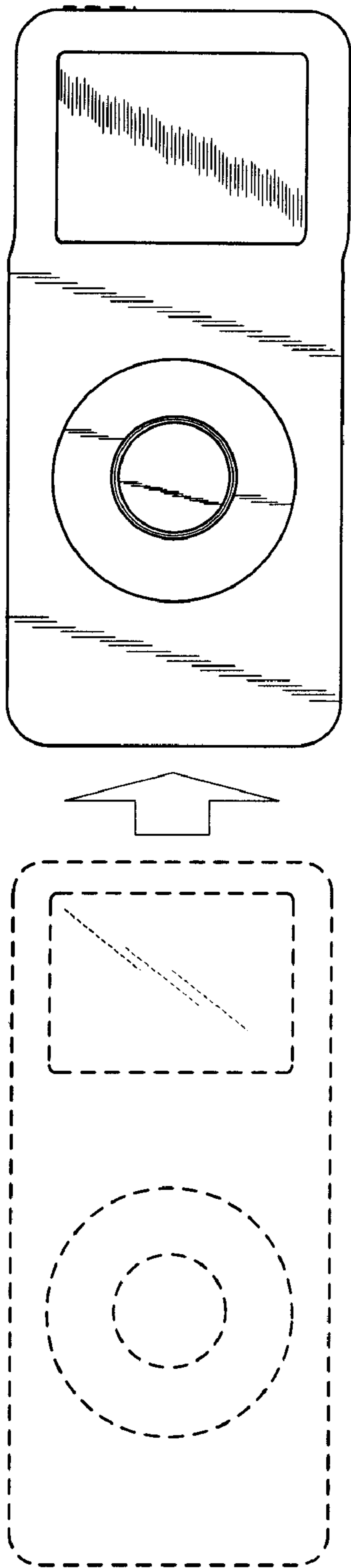


FIG. 8

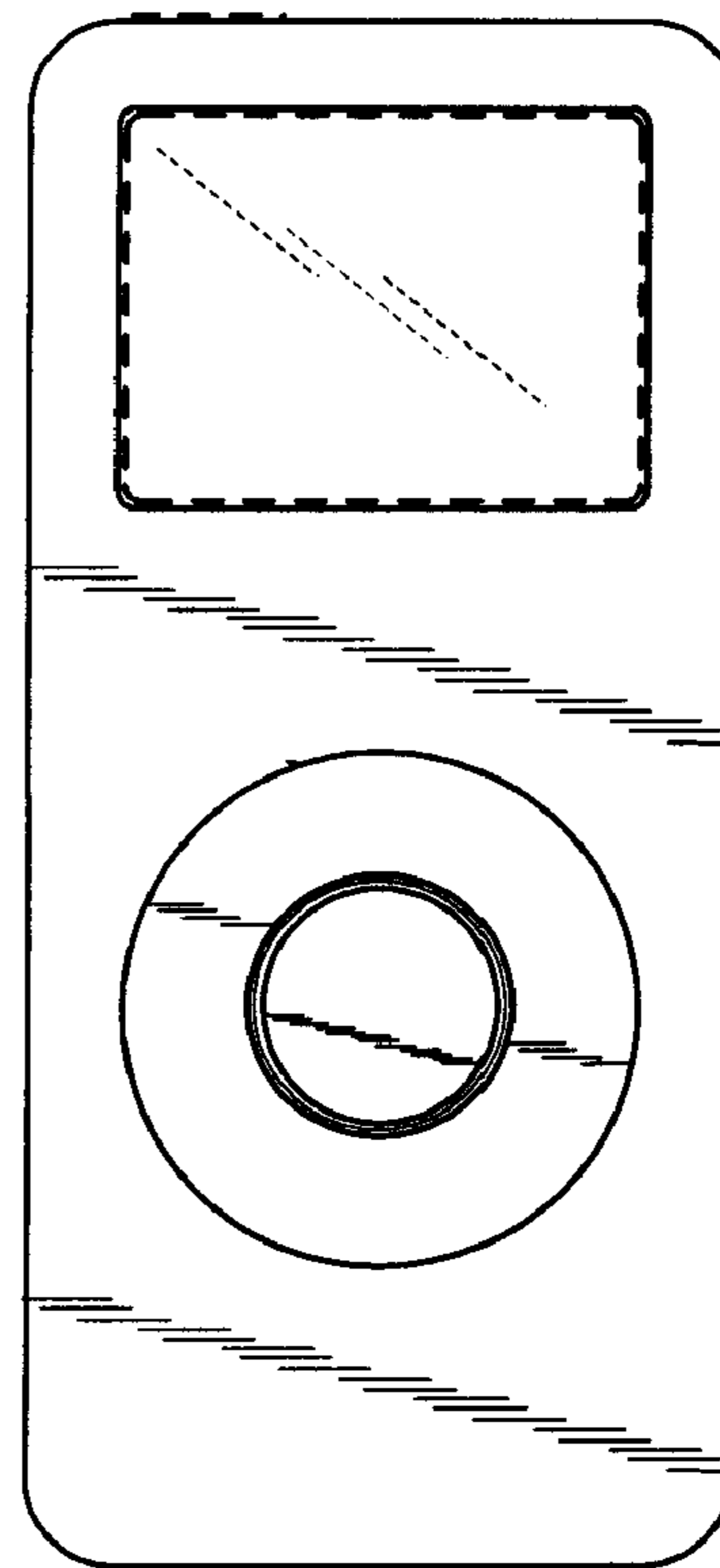


FIG. 9

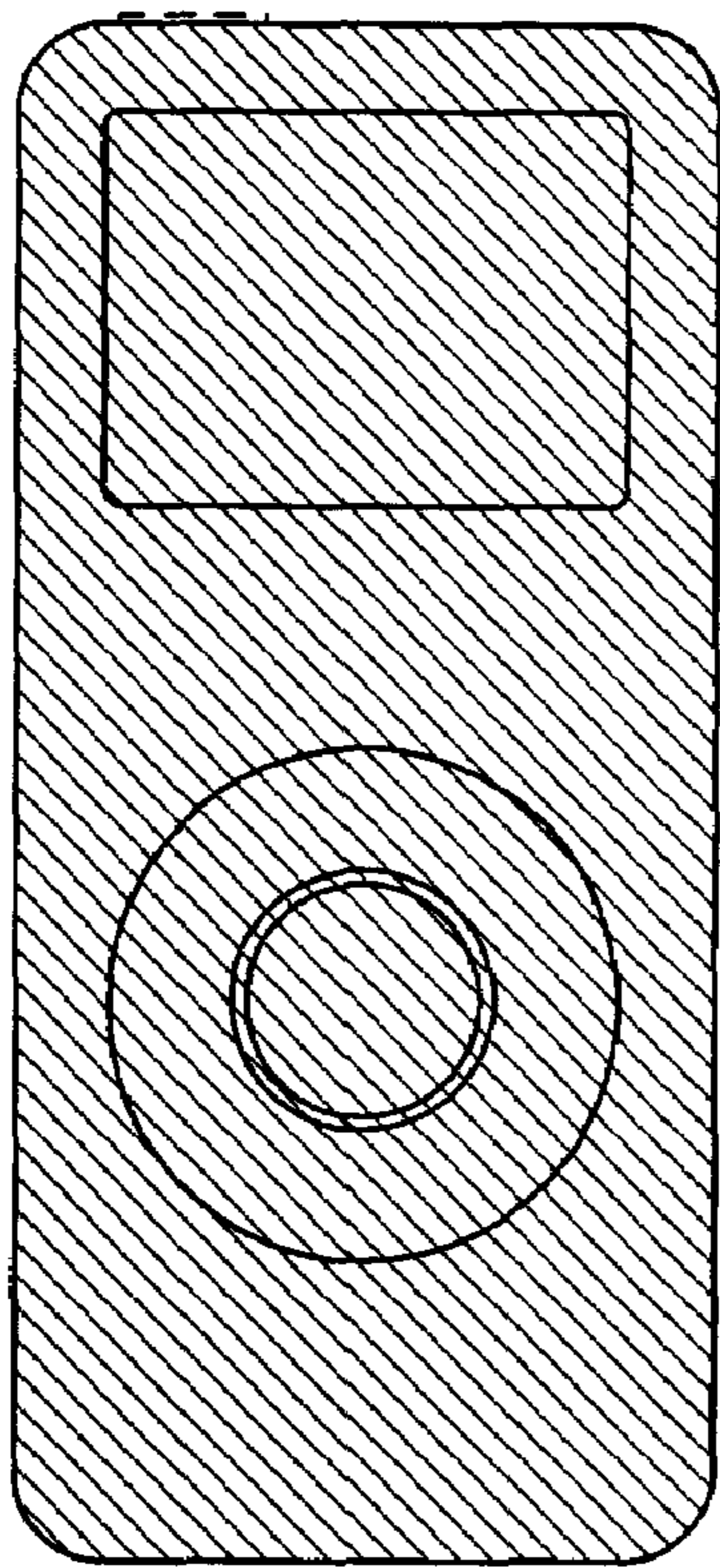


FIG. 10

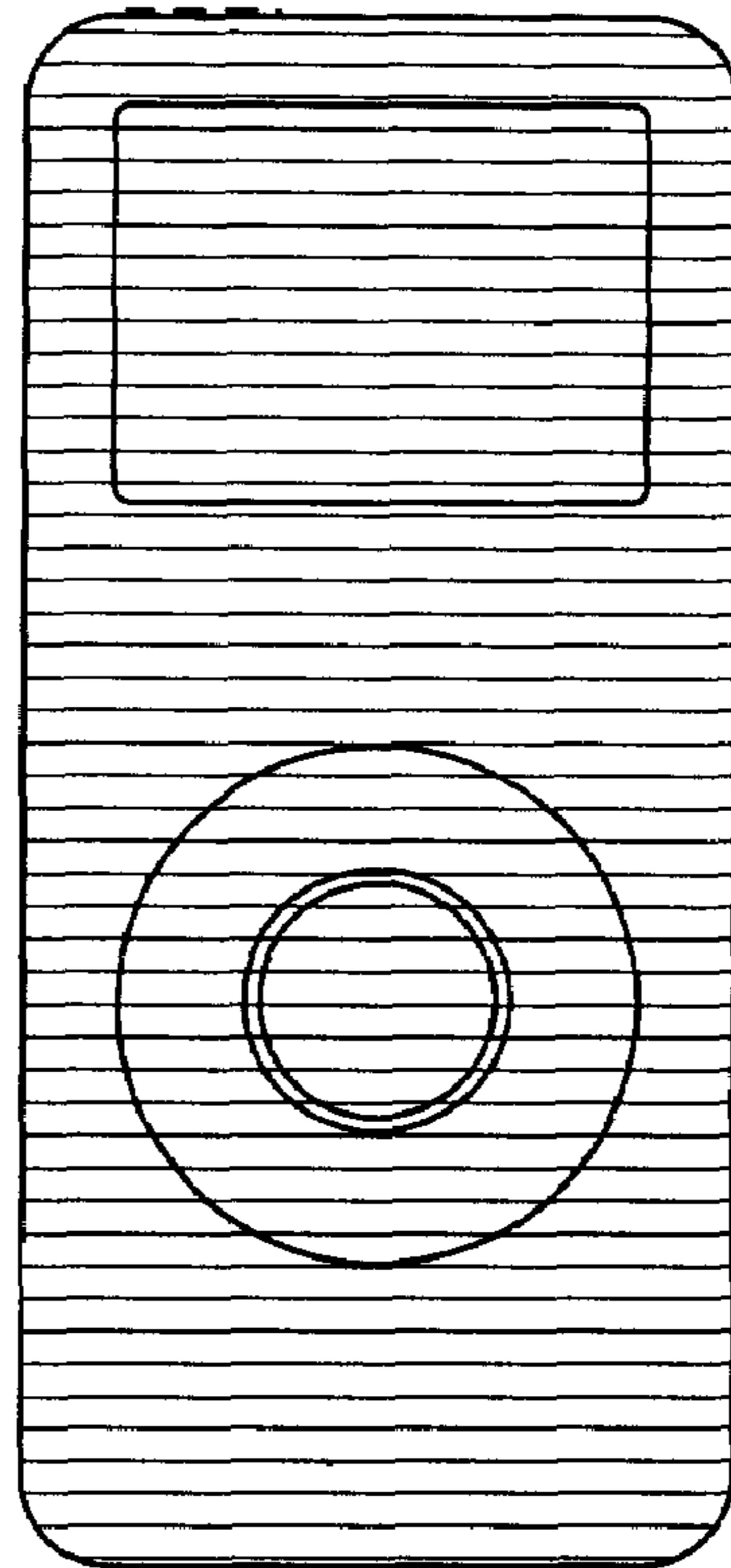


FIG. 11

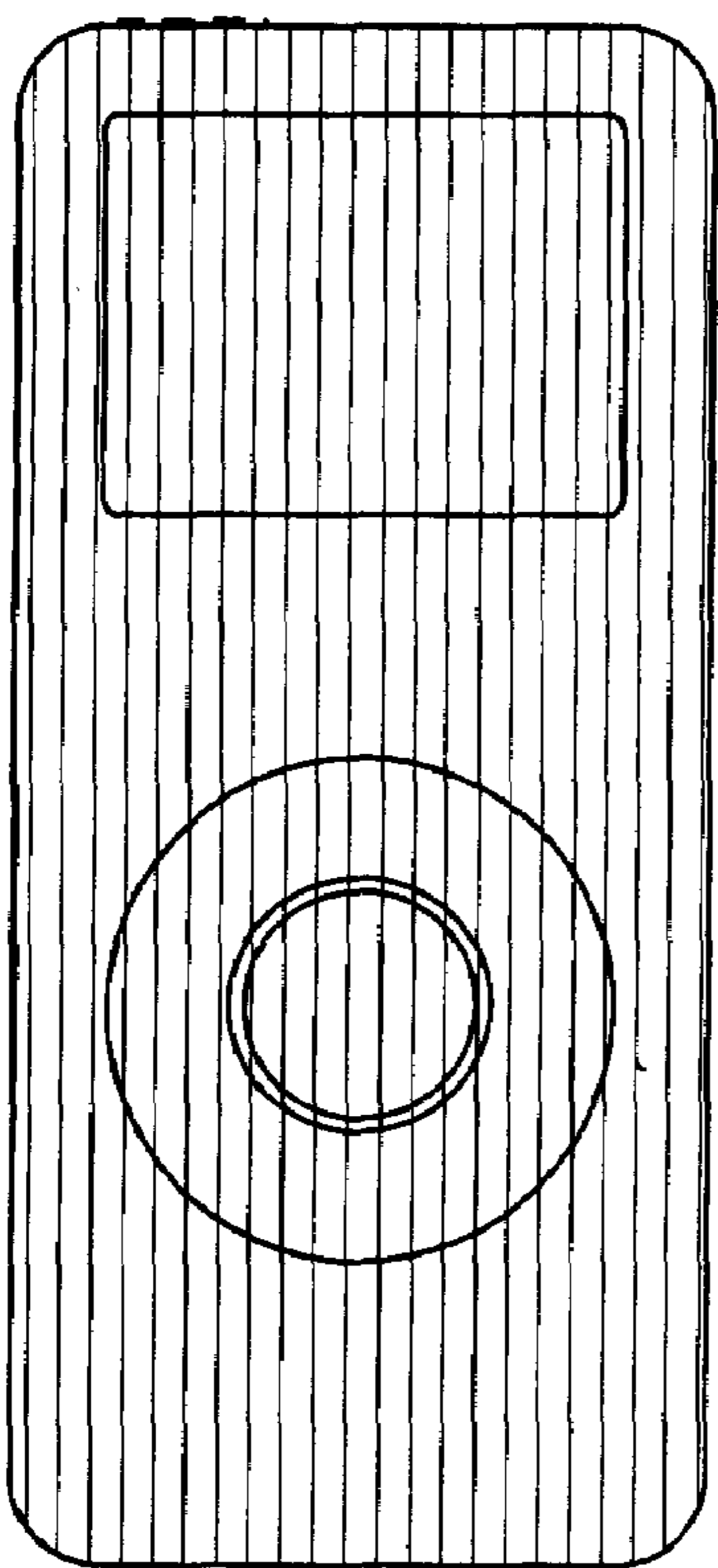


FIG. 12

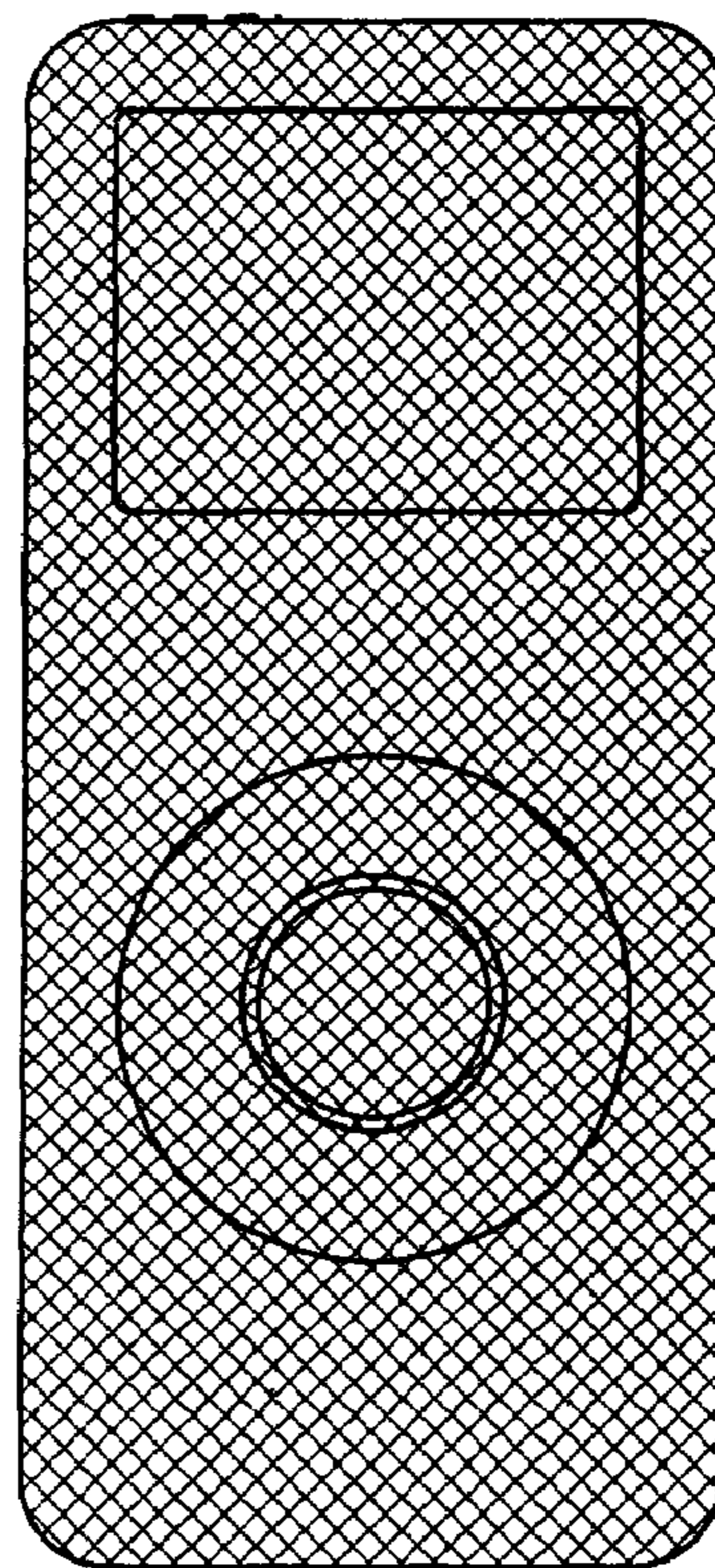


FIG. 13

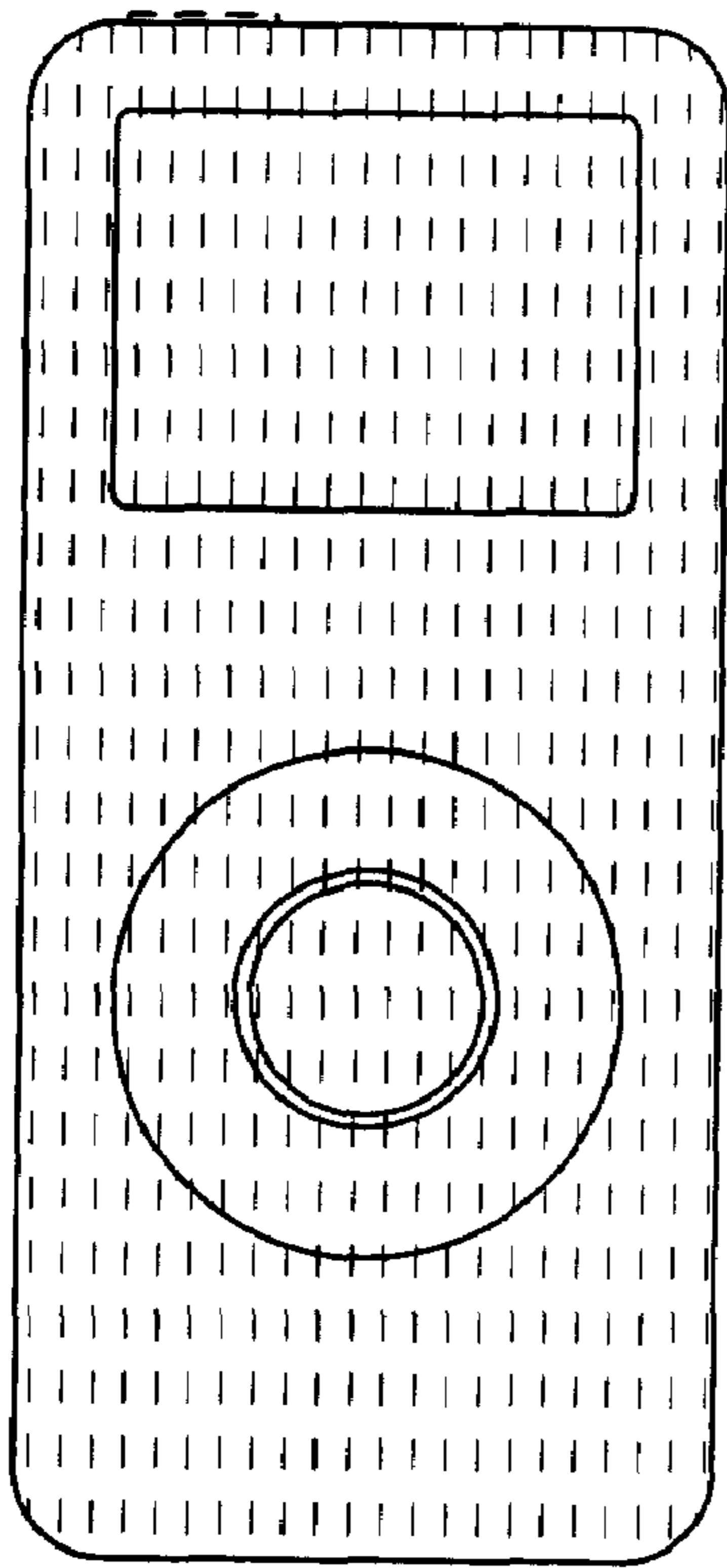


FIG. 14

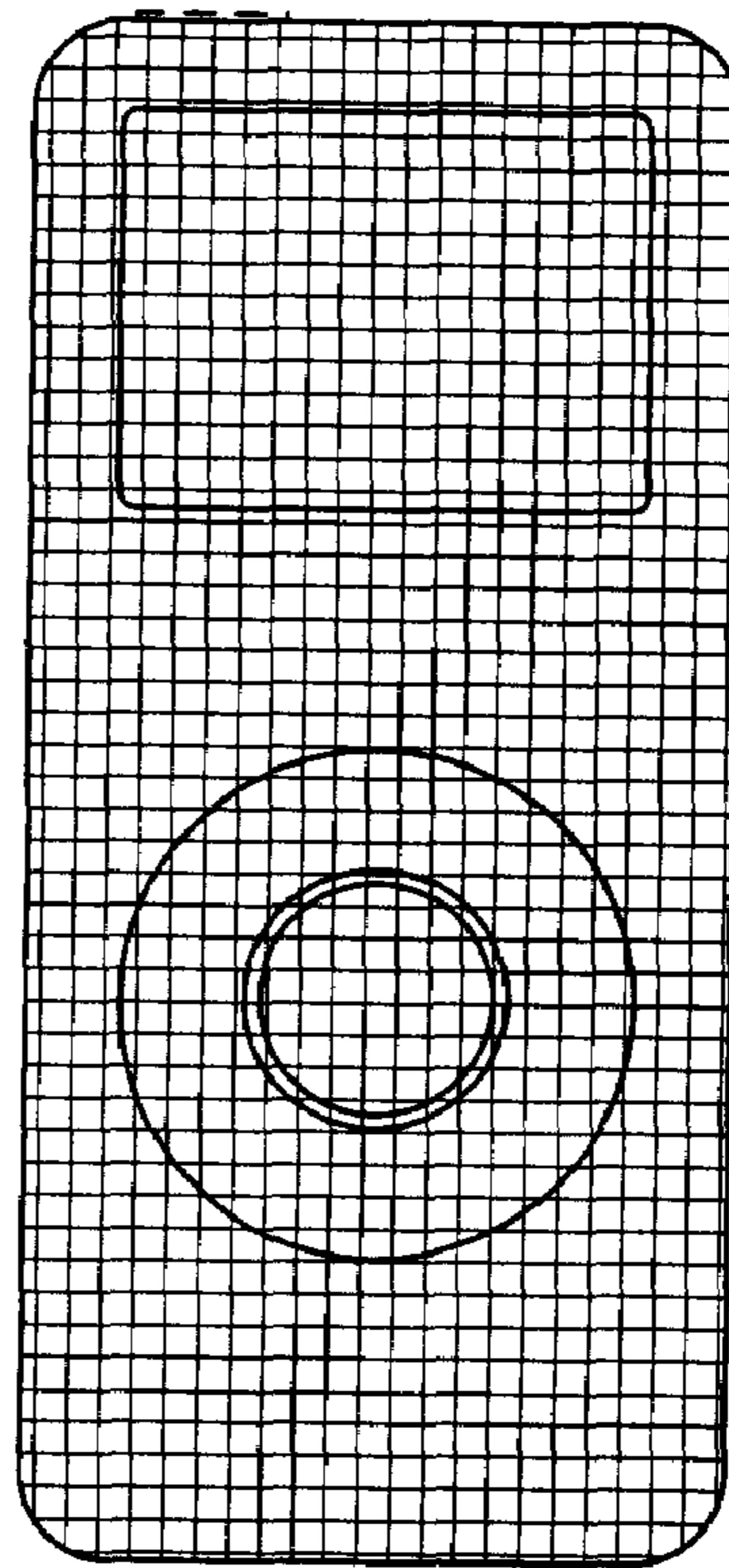


FIG. 15




FIG. 16

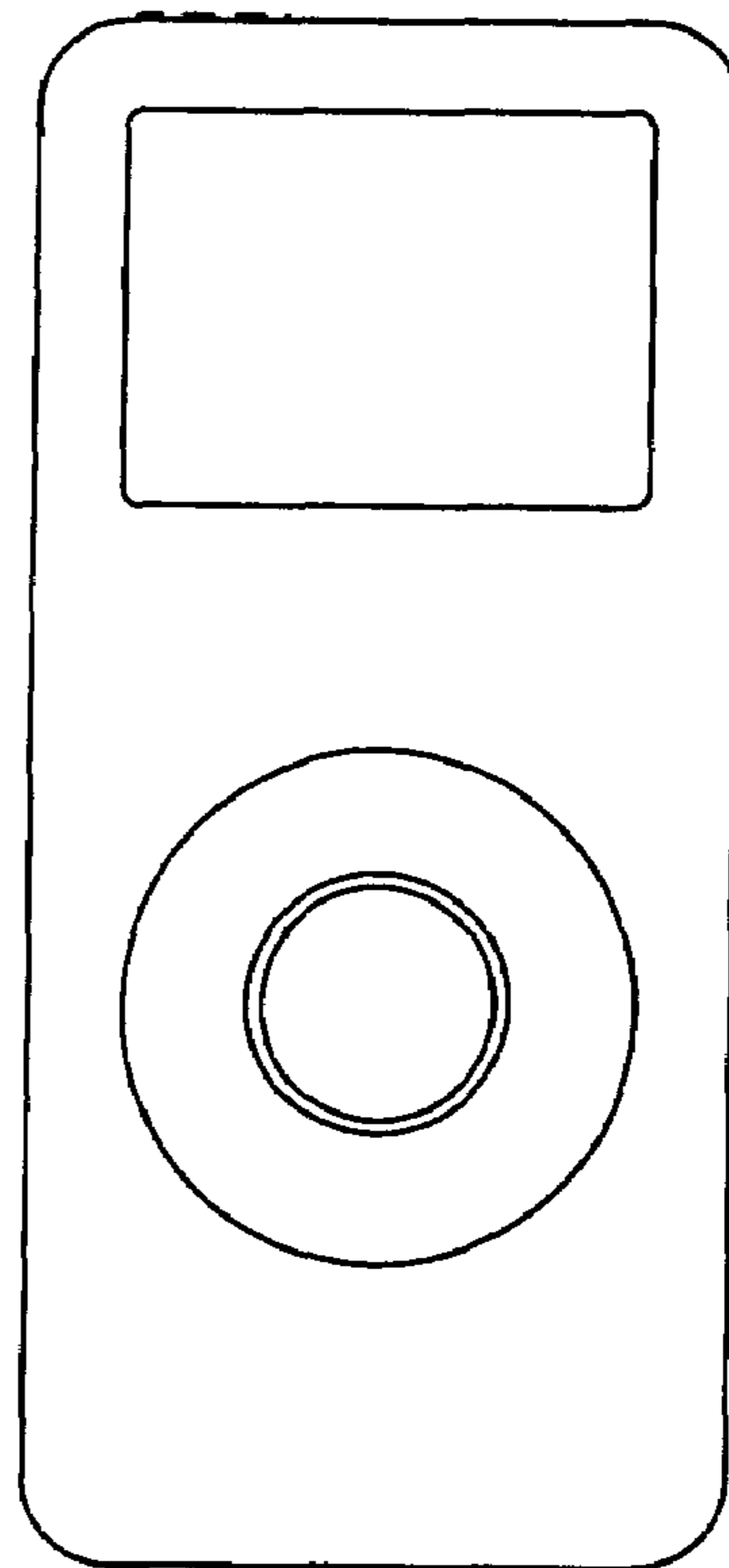


FIG. 17

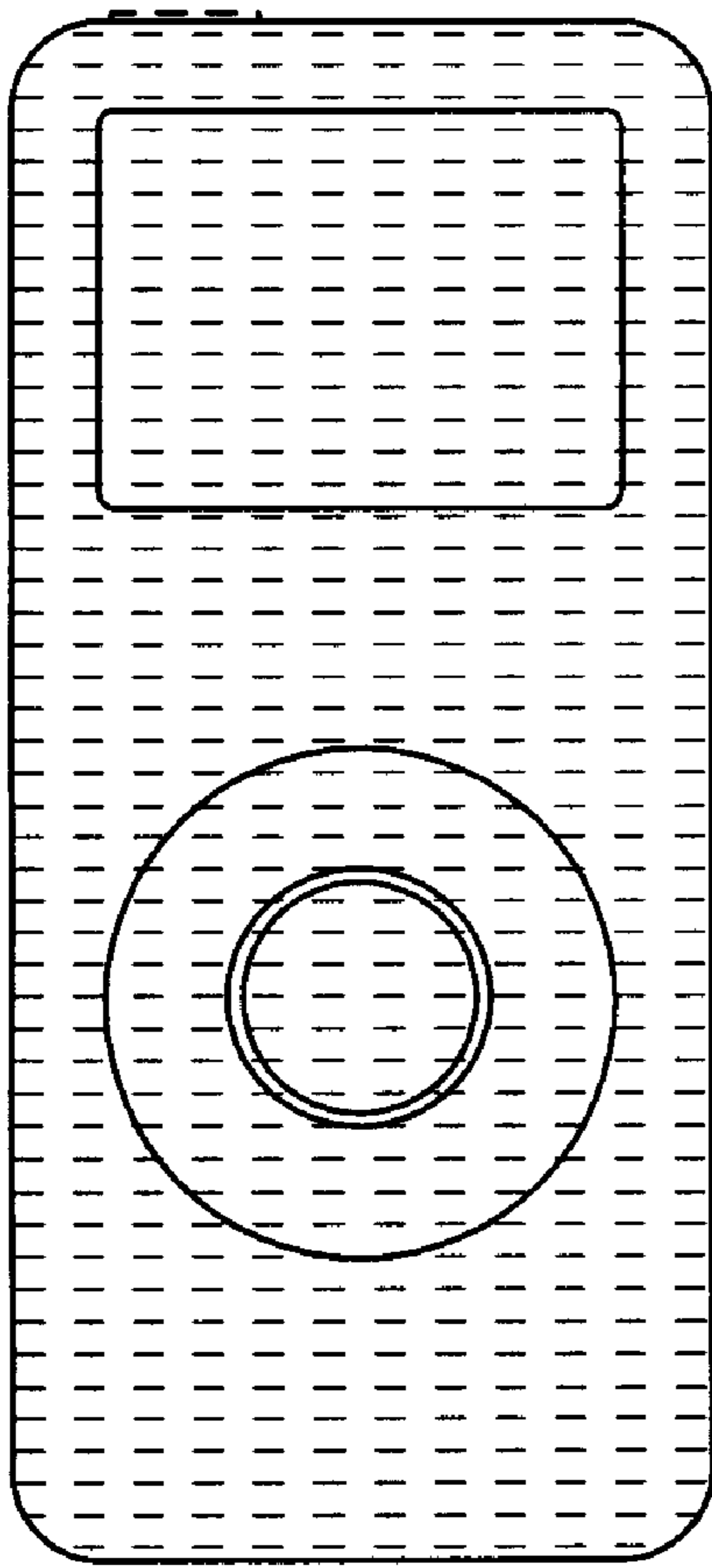


FIG. 18

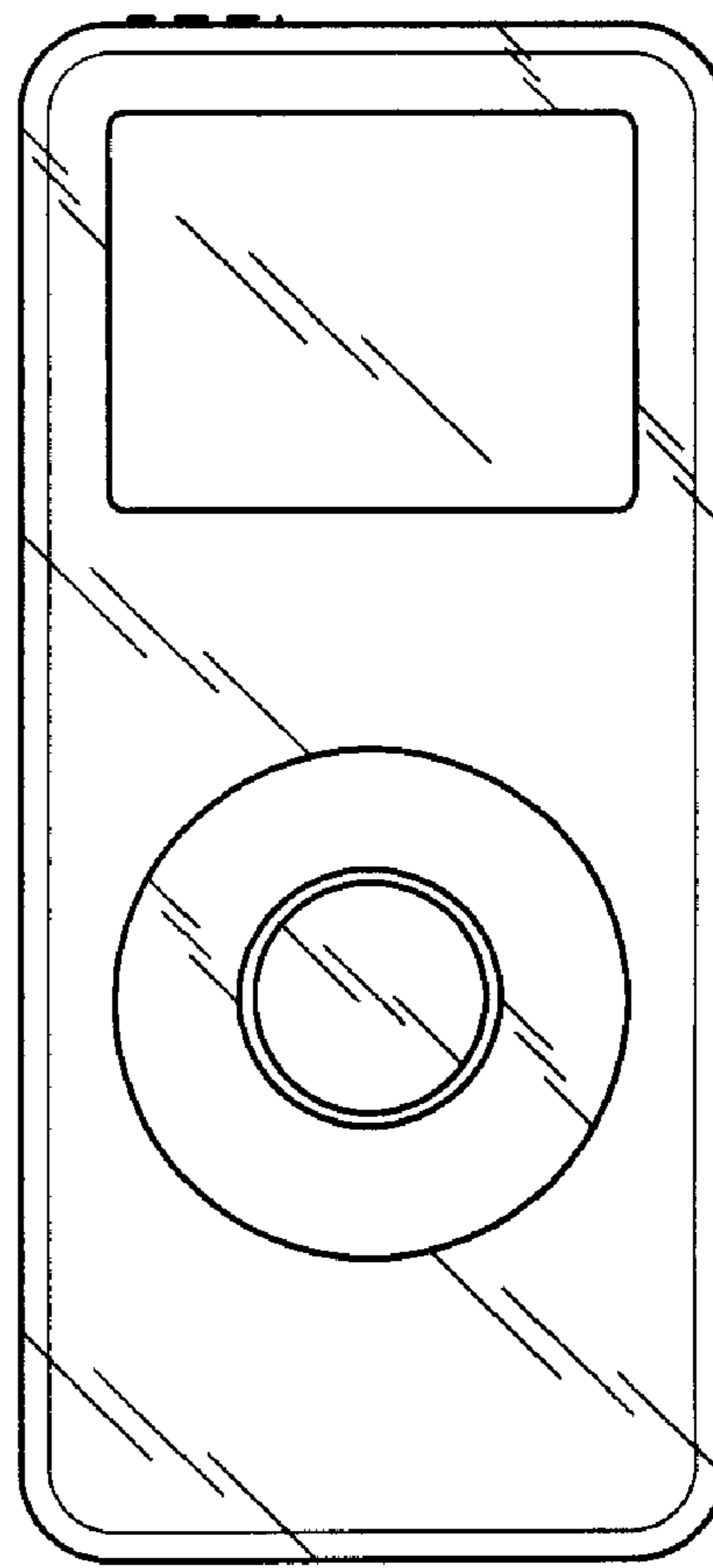


FIG. 19