



US00D921840S

(12) **United States Design Patent**
Chen

(10) **Patent No.:** **US D921,840 S**

(45) **Date of Patent:** **** Jun. 8, 2021**

(54) **HANDHELD WATER SPRAYER**
(71) Applicant: **SHIN TAI SPURT WATER OF THE GARDEN TOOLS CO., LTD.**

2013/0015271 A1* 1/2013 Chen B05B 1/3013
239/526
2013/0193236 A1* 8/2013 Ye B05B 9/01
239/526
2015/0028134 A1* 1/2015 Hung B05B 1/3046
239/526

(72) Inventor: **Chin-Yuan Chen, Chang-Hua Hsien (TW)**

(73) Assignee: **SHIN TAI SPURT WATER OF THE GARDEN TOOLS CO., LTD., Chang-Hua Hsien (TW)**

(**) Term: **15 Years**

(21) Appl. No.: **29/721,678**

(22) Filed: **Jan. 22, 2020**

(51) **LOC (13) Cl.** **23-01**

(52) **U.S. Cl.**
USPC **D23/226**

(58) **Field of Classification Search**
USPC D23/213, 223, 226, 229
CPC B05B 12/002; B05B 12/0022; B05B 12/0024; B05B 12/0026; B05B 9/01
See application file for complete search history.

(56) **References Cited**

U.S. PATENT DOCUMENTS

D251,680	S	*	4/1979	Morgan	D23/226
D431,069	S	*	9/2000	Heren	D23/226
D437,029	S	*	1/2001	Chao	D23/226
6,427,931	B1	*	8/2002	Guo	B05B 1/30 239/526
D466,187	S	*	11/2002	Kuo	D23/226
D557,769	S	*	12/2007	Chih	D23/226
D599,884	S	*	9/2009	Zore	D23/226
D648,824	S	*	11/2011	Hung	D23/226
D779,041	S	*	2/2017	Chen	D23/226
D824,488	S	*	7/2018	Montoya	D23/223
D846,074	S	*	4/2019	Pease	D23/226

OTHER PUBLICATIONS

“Gilmour 300GCR Medium-Duty Metal Rear Trigger Nozzle”, Aug. 7, 2014, Amazon, site visited Feb. 3, 2021: <https://www.amazon.ca/dp/B00EVINZEU/> (Year: 2014).*
“Melnor 65042-AMZ Metal 2 Pack”, Aug. 2, 2019, Amazon, site visited Feb. 3, 2021: <https://www.amazon.ca/dp/B07NW5DXLQ/> (Year: 2019).*

* cited by examiner

Primary Examiner — Jack Reickel
Assistant Examiner — Bobby W Jones, II

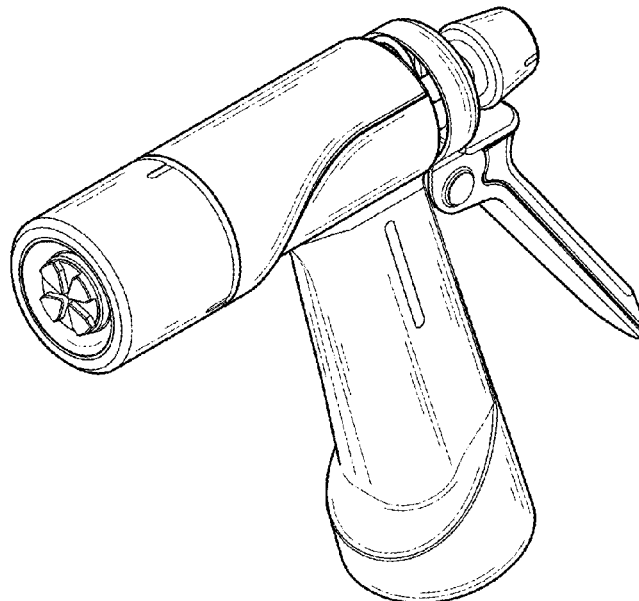
(57) **CLAIM**

The ornamental design for a handheld water sprayer, as shown and described.

DESCRIPTION

FIG. 1 is a perspective view of a handheld water sprayer showing my new design;
FIG. 2 is a front elevational view thereof;
FIG. 3 is a rear elevational view thereof;
FIG. 4 is a left side elevational view thereof;
FIG. 5 is a right side elevational view thereof;
FIG. 6 is a top plan view thereof;
FIG. 7 is a bottom plan view thereof; and,
FIG. 8 is another perspective schematic view of a handheld water sprayer showing my design.
The broken line showing of a handheld water sprayer is included for the purpose of illustrating portions of the article and forms no part of the claimed design.

1 Claim, 5 Drawing Sheets



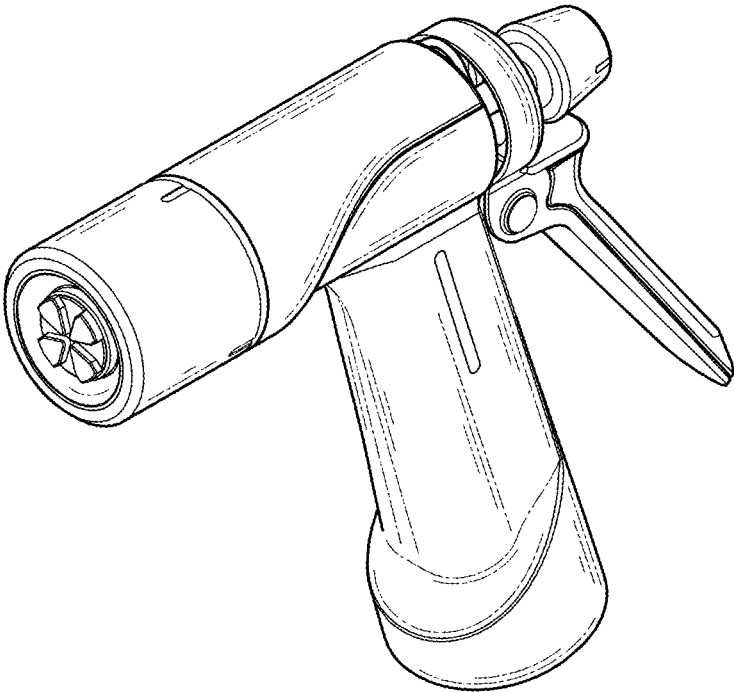


FIG.1

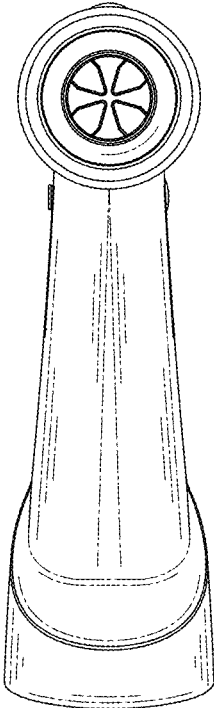


FIG.2

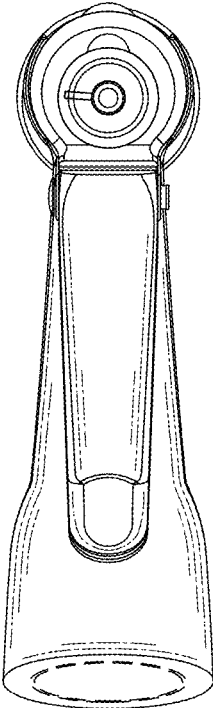


FIG.3

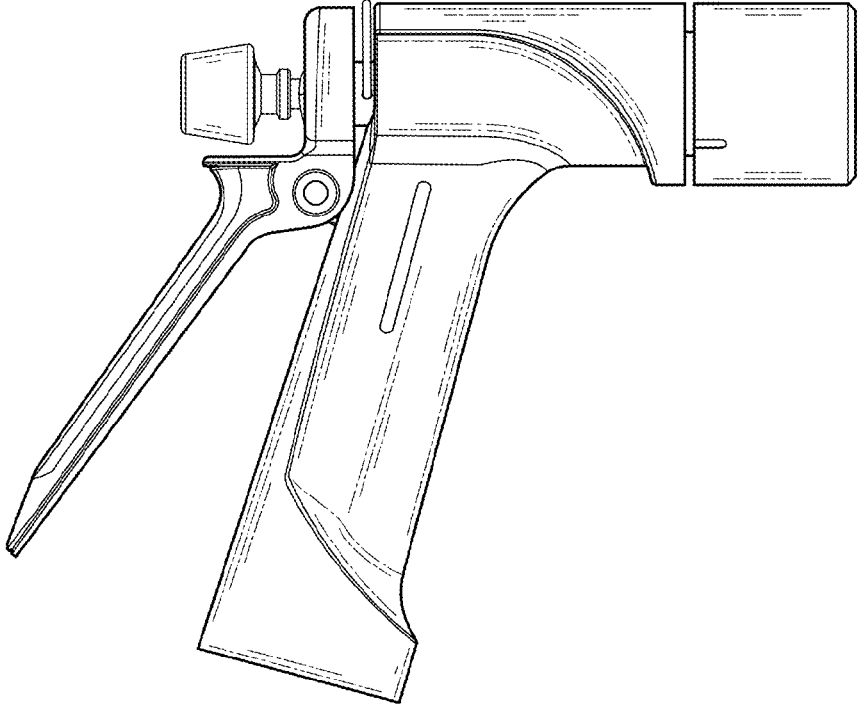


FIG.4

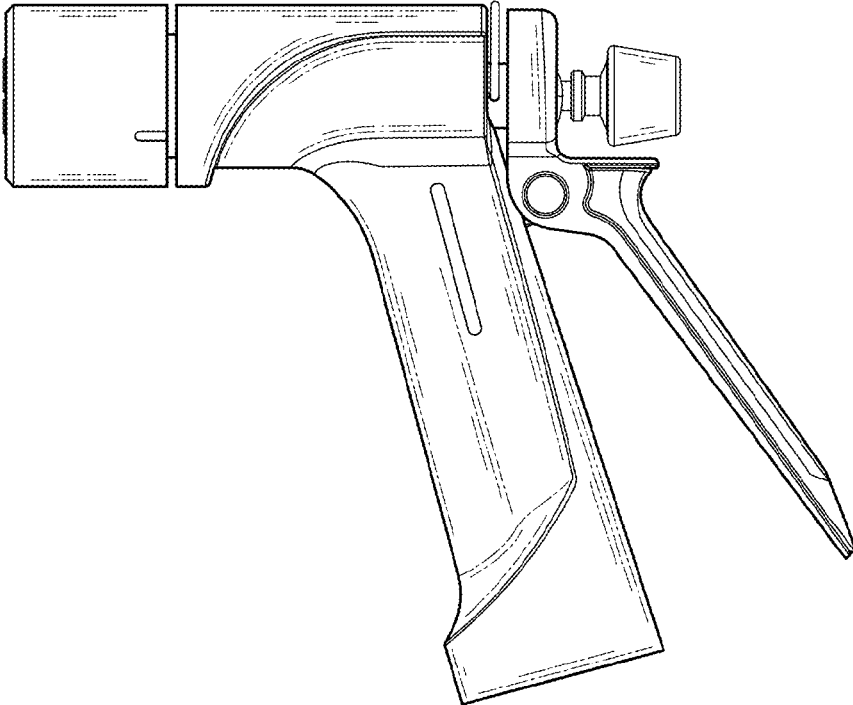


FIG.5

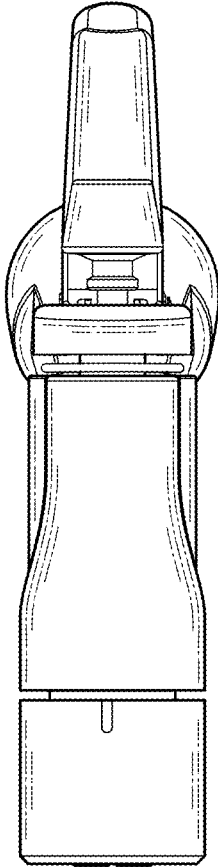


FIG. 6

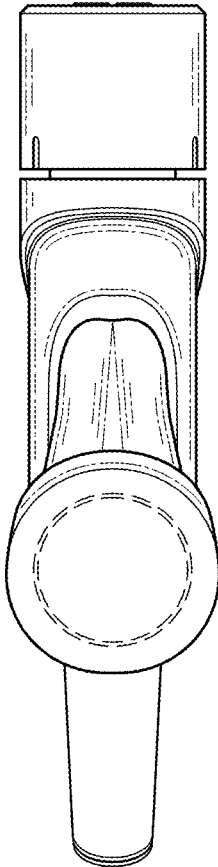


FIG. 7

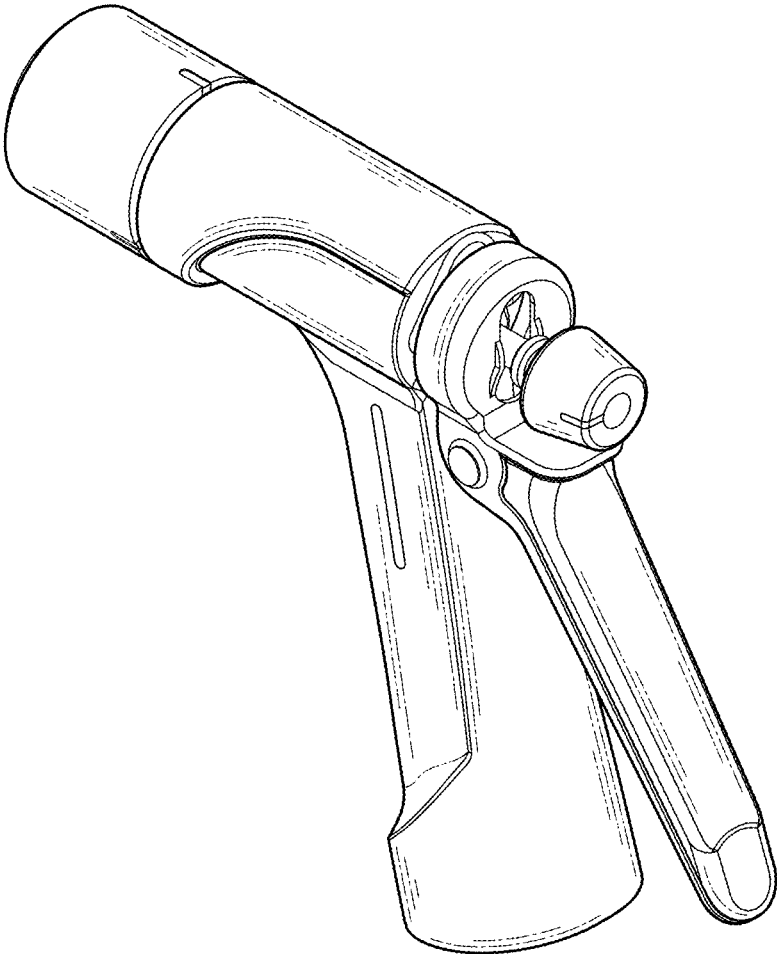


FIG.8